

***ARMY TM 9-6115-643-24P
AIR FORCE TO 35C2-3-445-24**

TECHNICAL MANUAL

**REPAIR PARTS AND SPECIAL TOOLS LISTS
FOR**

**GENERATOR SET, SKID MOUNTED, TACTICAL QUIET,
15 kW, 50/60 Hz**

MEP-804A

(NSN: 6115-01-274-7388)

MEP-804B

(NSN: 6115-01-530-1458)

**GENERATOR SET, SKID MOUNTED, TACTICAL QUIET,
15 kW, 400 Hz**

MEP-814A

(NSN: 6115-01-274-7393)

MEP-814B

(NSN: 6115-01-529-9494)

***SUPERSEDURE NOTICE** - This manual supersedes TM 9-6115-643-24P dated 15 November 2008.

DISTRIBUTION STATEMENT A - Approved for public release; distribution is unlimited.

**HEADQUARTERS, DEPARTMENTS OF THE ARMY
AND AIR FORCE
30 JULY 2010**

LIST OF EFFECTIVE PAGES / WORK PACKAGES

NOTE: This manual supersedes TM 9-6115-643-24P dated 15 November 2008. Zero in the "Change No." column indicates an original page or work package.

Date of issue for the original manual is:

Original 30 JULY 2010

TOTAL NUMBER OF PAGES FOR FRONT AND REAR MATTER IS 8 AND TOTAL NUMBER OF WORK PACKAGES IS 44, CONSISTING OF THE FOLLOWING:

Page / WP No.	Change No.	Page / WP No.	Change No.
Front Cover	0	WP 0036 (4 pgs)	0
Blank	0	WP 0037 (4 pgs)	0
i - iv	0	WP 0038 (4 pgs)	0
Chp 1 title page	0	WP 0039 (4 pgs)	0
Chp 1 Index	0	WP 0040 (4 pgs)	0
WP 0001 (6 pgs)	0	WP 0041 (2 pgs)	0
WP 0002 (4 pgs)	0	WP 0042 (2 pgs)	0
WP 0003 (9 pgs)	0	WP 0043 (14 pgs)	0
WP 0004 (4 pgs)	0	WP 0044 (20 pgs)	0
WP 0005 (4 pgs)	0	Inside back cover	0
WP 0006 (4 pgs)	0	Back cover	0
WP 0007 (4 pgs)	0		
WP 0008 (6 pgs)	0		
WP 0009 (36 pgs)	0		
WP 0010 (4 pgs)	0		
WP 0011 (4 pgs)	0		
WP 0012 (4 pgs)	0		
WP 0013 (4 pgs)	0		
WP 0014 (6 pgs)	0		
WP 0015 (4 pgs)	0		
WP 0016 (6 pgs)	0		
WP 0017 (4 pgs)	0		
WP 0018 (4 pgs)	0		
WP 0019 (12 pgs)	0		
WP 0020 (6 pgs)	0		
WP 0021 (4 pgs)	0		
WP 0022 (10 pgs)	0		
WP 0023 (4 pgs)	0		
WP 0024 (4 pgs)	0		
WP 0025 (4 pgs)	0		
WP 0026 (6 pgs)	0		
WP 0027 (6 pgs)	0		
WP 0028 (4 pgs)	0		
WP 0029 (4 pgs)	0		
WP 0030 (4 pgs)	0		
WP 0031 (4 pgs)	0		
WP 0032 (4 pgs)	0		
WP 0033 (4 pgs)	0		
WP 0034 (4 pgs)	0		
WP 0035 (4 pgs)	0		

TECHNICAL MANUAL

REPAIR PARTS AND SPECIAL TOOLS LISTS

FOR

GENERATOR SET, SKID MOUNTED, TACTICAL QUIET, 15 kW, 50/60 Hz

MEP-804A

(NSN: 6115-01-274-7388)

MEP-804B

(NSN: 6115-01-530-1458)

GENERATOR SET, SKID MOUNTED, TACTICAL QUIET, 15 kW, 400 Hz

MEP-814A

(NSN: 6115-01-274-7393)

MEP-814B

(NSN: 6115-01-529-9494)

REPORTING ERRORS AND RECOMMENDING IMPROVEMENTS

You can help improve this manual. If you find any mistakes or if you know of a way to improve the procedures, please let us know. Reports, as applicable by the requiring Service, should be submitted as follows:

- (a) (A) Army - Mail your letter or DA Form 2028 (Recommended Changes to Publications and Blank Forms), located in the back of this manual, directly to: Commander, U.S. Army CECOM (LCMC) and Fort Monmouth, ATTN: AMSEL-LC-LEO-E-CM, Fort Monmouth, NJ 07703-5006. You may also send in your recommended changes via electronic mail or by fax. Our fax number is 732-532-3421, DSN 992-3421. Our e-mail address is MONM-AMSELLEOPUBSCHG@conus.army.mil. Our online web address for entering and submitting DA Form 2028s is <http://edm.monmouth.army.mil/pubs/2028.html>.
- (b) (F) Air Force - By Air Force AFTO Form 22 (Technical Manual (TM) change Recommendation and Reply) in accordance with paragraph 6-5, Section VI, TO 00-5-1 directly to prime ALC/MST.
A reply will be furnished to you.

***SUPERSEDURE NOTICE** - This manual supersedes TM 9-6115-643-24P dated 15 November 2008.

DISTRIBUTION STATEMENT A - Approved for public release; distribution is unlimited.

TABLE OF CONTENTS

	Page No.
	<u>WP Sequence No.</u>
Chapter 1 -Parts Information	
Introduction	WP 0001
General	0001-1
Explanation of Columns In the Repair Parts List and Special Tools List Work Packages	0001-1
Table 1. SMR Code Explanation	0001-1
Explanation of Cross-reference Indexes Work Packages Format and Columns	0001-4
Special Information	0001-5
How to Locate Repair Parts	0001-6
Abbreviations	0001-6
GROUP 01 DC Electrical System: Batteries and Cables	WP 0002
Figure 1. Batteries and Cables (Sheet 1 of 2)	0002-1
GROUP 02 Housing: Access Doors and Covers	WP 0003
Figure 2. Access Doors and Covers (Sheet 1 of 5)	0003-2
GROUP 02 Housing: Front Housing Panels	WP 0004
Figure 3. Front Housing Panels (Sheet 1 of 2)	0004-1
GROUP 02 Housing: Rear Housing Panels	WP 0005
Figure 4. Rear Housing Panels	0005-2
GROUP 03 Control Box Assembly: Control Box	WP 0006
Figure 5. Control Box Installation	0006-2
GROUP 03 Control Box Assembly: Control Panel Switches/Indicators	WP 0007
Figure 6. Control Panel Switches/Indicators (Sheet 1 of 2)	0007-1
GROUP 03 Control Box Assembly	WP 0008
Figure 7. Control Box Assembly (Sheet 1 of 2)	0008-1
GROUP 03 Control Box Assembly: Control Box Harness Assembly	WP 0009
Figure 8. Control Box Harness Assembly (Sheet 1 of 25)	0009-2
GROUP 04 Air Intake and Exhaust System: Muffler and Pipes	WP 0011
Figure 10. Muffler and Pipes	0011-2
GROUP 04 Air Intake and Exhaust System: Turbocharger Installation	WP 0012
Figure 11. Turbocharger Installation	0012-2
GROUP 04 Air Intake and Exhaust System: Air Cleaner and Piping	WP 0013
Figure 12. Air Cleaner and Piping	0013-2
GROUP 05 Coolant System	WP 0014
Figure 13. Coolant System (Sheet 1 of 2)	0014-1
GROUP 05 Coolant System	WP 0015
Figure 14. Coolant System	0015-2
GROUP 06 Fuel System: Fuel Tank, Lines, and Fittings	WP 0016

TABLE OF CONTENTS - Continued

	Page No.
	<u>WP Sequence No.</u>
Figure 15. Fuel Tank, Lines, and Fittings (Sheet 1 of 2)	0016-1
GROUP 06 Fuel System: Fuel Tank, Lines, and Fittings	WP 0017
Figure 16. Fuel Tank, Lines, and Fittings	0017-2
GROUP 07 Output Box Assembly: Output Box Installation	WP 0018
Figure 17. Output Box Installation	0018-2
GROUP 07 Output Box Assembly: Engine/Output Box Harness	WP 0019
Figure 18. Engine/Output Box Harness (Sheet 1 of 8).....	0019-1
GROUP 07 Output Box Assembly	WP 0020
Figure 19. Output Box Assembly (Sheet 1 of 2).....	0020-1
GROUP 08 Output Load Terminal Board: Load Terminal Board	WP 0021
Figure 20. Load Terminal Board.....	0021-2
GROUP 09 Engine Accessories	WP 0022
Figure 21. Engine Accessories (Sheet 1 of 5).....	0022-2
GROUP 10 Lubrication System: Oil Drain Line	WP 0023
Figure 22. Oil Drain Line	0023-2
GROUP 10 Lubrication System: Lubrication Accessories	WP 0024
Figure 23. Lubrication Accessories (Sheet 1 of 2)	0024-1
GROUP 11 Generator Installation: Generator Assembly	WP 0025
Figure 24. Generator Assembly	0025-2
GROUP 11 Generator Assembly: Generator Assembly, 50/60 Hz	WP 0026
Figure 25. Generator Assembly, 50/60 Hz (Sheet 1 of 2).....	0026-1
GROUP 11 Generator Assembly: Generator Assembly, 400 Hz	WP 0027
Figure 26. Generator Assembly, 400 Hz (Sheet 1 of 2).....	0027-1
GROUP 12 Engine Assembly: Engine Installation	WP 0028
Figure 27. Engine Installation.....	0028-2
GROUP 12 Engine Assembly: Engine Installation	WP 0029
Figure 28. Engine Installation.....	0029-2
GROUP 14 Skid Base	WP 0030
Figure 29. Skid Base	0030-2
GROUP 14 Winterization Kit	WP 0031
Figure 30. Winterization Kit	0031-2
GROUP 14 Winterization Kit: Control Unit	WP 0032
Figure 31. Control Unit	0032-2
GROUP 14 Winterization Kit: Operating Plates and Switch	WP 0033
GROUP 14 Winterization Kit: Pump, Fuel, Electrical and Attachments	WP 0034

TABLE OF CONTENTS - Continued

	Page No.
	<u>WP Sequence No.</u>
Figure 33. Pump, Fuel, Electrical and Attachments	0034-2
GROUP 14 Winterization Kit: Heater Assembly	WP 0035
Figure 34. Heater Assembly	0035-2
GROUP 14 Winterization Kit: Heater Assembly Attachments	WP 0036
Figure 35. Heater Assembly Attachments	0036-2
GROUP 14 Winterization Kit: Coolant Hoses and Attachments	WP 0037
Figure 36. Coolant Hoses and Attachments	0037-2
GROUP 14 Winterization Kit: Exhaust Hoses and Heater Brace	WP 0038
Figure 37. Exhaust Hoses and Heater Brace	0038-2
GROUP 14 Winterization Kit: Wiring Harness	WP 0039
Figure 38. Wiring Harness	0039-2
GROUP 14 Winterization Kit: Electrical Leads	WP 0040
Figure 39. Electrical Leads (Sheet 1 of 2)	0040-1
GROUP 15 Bulk Items:	WP 0041
Special Tools List	WP 0042
NSN Index	WP 0043
Table 1. NSN Index	0043-1
P/N Index	WP 0044
Table 1. Part Number Index.	0044-1

CHAPTER 1

**FIELD AND SUSTAINMENT REPAIR PARTS AND SPECIAL
TOOLS LIST**

FOR

GENERATOR SET, SKID MOUNTED, TACTICAL QUIET

15 kW, 50/60 Hz

MEP-804A

MEP-804B

15 kW, 400 Hz

MEP-814A

MEP-814B

CHAPTER 1
PARTS INFORMATION

WORK PACKAGE INDEX

<u>Title</u>	<u>WP Sequence No.</u>
Introduction.....	0001
GROUP 01 DC Electrical System: Batteries and Cables	0002
GROUP 02 Housing: Access Doors and Covers.....	0003
GROUP 02 Housing: Front Housing Panels.....	0004
GROUP 02 Housing: Rear Housing Panels	0005
GROUP 03 Control Box Assembly: Control Box Installation	0006
GROUP 03 Control Box Assembly: Control Panel Switches/Indicators	0007
GROUP 03 Control Box Assembly	0008
GROUP 03 Control Box Assembly: Control Box Harness Assembly	0009
GROUP 03 Control Box Assembly: Control Box Panels	0010
GROUP 04 Air Intake and Exhaust System: Muffler and Pipes	0011
GROUP 04 Air Intake and Exhaust System: Turbocharger Installation	0012
GROUP 04 Air Intake and Exhaust System: Air Cleaner and Piping	0013
GROUP 05 Coolant System	0014
GROUP 05 Coolant System	0015
GROUP 06 Fuel System: Fuel Tank, Lines, and Fittings	0016
GROUP 06 Fuel System: Fuel Tank, Lines, and Fittings	0017
GROUP 07 Output Box Assembly: Output Box Installation.....	0018
GROUP 07 Output Box Assembly: Engine/Output Box Harness	0019
GROUP 07 Output Box Assembly.....	0020
GROUP 08 Output Load Terminal Board: Load Terminal Board	0021
GROUP 09 Engine Accessories.....	0022
GROUP 10 Lubrication System: Oil Drain Line	0023
GROUP 10 Lubrication System: Lubrication Accessories.....	0024
GROUP 11 Generator Installation: Generator Assembly	0025
GROUP 11 Generator Assembly: Generator Assembly, 50/60 Hz	0026
GROUP 11 Generator Assembly: Generator Assembly, 400 Hz	0027
GROUP 12 Engine Assembly: Engine Installation	0028
GROUP 12 Engine Assembly: Engine Installation	0029
GROUP 14 Skid Base	0030
GROUP 14 Winterization Kit	0031
GROUP 14 Winterization Kit: Control Unit	0032
GROUP 14 Winterization Kit: Operating Plates and Switch.....	0033

<u>Title</u>	<u>WP Sequence No.</u>
GROUP 14 Winterization Kit: Pump, Fuel, Electrical and Attachments	0034
GROUP 14 Winterization Kit: Heater Assembly	0035
GROUP 14 Winterization Kit: Heater Assembly Attachments	0036
GROUP 14 Winterization Kit: Coolant Hoses and Attachments.....	0037
GROUP 14 Winterization Kit: Exhaust Hoses and Heater Brace	0038
GROUP 14 Winterization Kit: Wiring Harness.....	0039
GROUP 14 Winterization Kit: Electrical Leads.....	0040
GROUP 15 Bulk Items:.....	0041
Special Tools List	0042
NATIONAL STOCK NUMBER Index.....	0043
PART NUMBER Index.....	0044

FIELD AND SUSTAINMENT MAINTENANCE

15 kW 50/60 AND 400 Hz SKID MOUNTED TACTICAL QUIET GENERATOR SETS

INTRODUCTION

INTRODUCTION

SCOPE

This RPSTL lists and authorizes spares and repair parts; special tools; special test, measurement, and diagnostic equipment (TMDE); and other special support equipment required for performance of field and sustainment maintenance of the generator set. It authorizes the requisitioning, issue, and disposition of spares, repair parts, and special tools as indicated by the source, maintenance, and recoverability (SMR) codes.

GENERAL

In addition to the Introduction work package, this RPSTL is divided into the following work packages.

1. **Repair Parts List Work Packages.** Work packages containing lists of spares and repair parts authorized by this RPSTL for use in the performance of maintenance. These work packages also include parts which must be removed for replacement of the authorized parts. Parts lists are composed of functional groups in ascending alphanumeric sequence, with the parts in each group listed in ascending figure and item number sequence. Sending units, brackets, filters, and bolts are listed with the component they mount on. Bulk materials are listed by item name in FIG. BULK at the end of the work packages. Repair parts kits are listed separately in their own functional group and work package. Repair parts for repairable special tools are also listed in a separate work package. Items listed are shown on the associated illustrations.
2. **Special Tools List Work Packages.** Work packages containing lists of special tools, special TMDE, and special support equipment authorized by this RPSTL (as indicated by Basis of Issue (BOI) information in the DESCRIPTION AND USABLE ON CODE (UOC) column). Tools that are components of common tool sets and/or Class VII are not listed.
3. **Cross-Reference Indexes Work Packages.** There are 3 crossreference indexes work packages in this RPSTL: the National Stock Number (NSN) Index work package, the Part Number (P/N) Index work package and a Figure and Item Number Index work package. The National Stock Number Index work package refers you to the figure and item number. The Part Number Index work package refers you to the figure and item number.

EXPLANATION OF COLUMNS IN THE REPAIR PARTS LIST AND SPECIAL TOOLS LIST WORK PACKAGES

ITEM NO. (Column (1)). Indicates the number used to identify items called out in the illustration.

SMR CODE (Column (2)). The SMR code containing supply/requisitioning information, maintenance level authorization criteria, and disposition instruction, as shown in the following breakout. This entry may be subdivided into 4 subentries, one for each service.

Table 1. SMR Code Explanation.

<u>Source Code</u>	<u>Maintenance Code</u>	<u>Recoverability Code</u>
<u>XX</u>	<u>XX</u>	<u>X</u>
1st two positions:	3rd position:	4th position:
How to get an item.	Who can install, replace, or use the item.	Who can do complete repair* on the item.
		5th position:
		Who determines disposition action on unserviceable items.

*Complete Repair: Maintenance capacity, capability, and authority to perform all corrective maintenance tasks of the "Repair" function in a use/user environment in order to restore serviceability to a failed item.

Source Code. The source code tells you how you get an item needed for maintenance, repair, or overhaul of an end item/equipment. Explanations of source codes follow:

Source CodeApplication/Explanation

PA	
PB	
PC	
PD	
PE	
PF	
PG	
PH	
PR	
PZ	
KD	
KF	
KB	
MF-Made at field	
MH-Made at below depot/sustainment level	
ML-Made at SRA	
MD-Made at depot	
MG-Navy only	
AF-Assembled by field	
AH-Assembled by below depot sustainment level	
AL-Assembled by SRA	
AD-Assembled by depot	
AG-Navy only	
XA	
XB	
XC	
XD	

NOTE

Items coded PC are subject to deterioration.

Stock items; use the applicable NSN to requisition/request items with these source codes. They are authorized to the level indicated by the code entered in the third position of the SMR code.

Items with these codes are not to be requested/requisitioned individually. They are part of a kit which is authorized to the maintenance level indicated in the third position of the SMR code. The complete kit must be requisitioned and applied.

Items with these codes are not to be requisitioned/requested individually. They must be made from bulk material which is identified by the part number in the DESCRIPTION AND USABLE ON CODE (UOC) column and listed in the bulk material group work package of the RPSTL. If the item is authorized to you by the third position code of the SMR code, but the source code indicates it is made at higher level, order the item from the higher level of maintenance.

Items with these codes are not to be requested/requisitioned individually. The parts that make up the assembled item must be requisitioned or fabricated and assembled at the level of maintenance indicated by the source code. If the third position of the SMR code authorizes you to replace the item, but the source code indicates the item is assembled at a higher level, order the item from the higher level of maintenance.

Do not requisition an "XA" coded item. Order the next higher assembly. (Refer to NOTE below.)

If an item is not available from salvage, order it using the CAGEC and part number.

Installation drawings, diagrams, instruction sheets, field service drawings; identified by manufacturer's part number.

Item is not stocked. Order an XD-coded item through local purchase or normal supply channels using the CAGEC and part number given, if no NSN is available.

NOTE

Cannibalization or controlled exchange, when authorized, may be used as a source of supply for items with the above source codes except for those items source coded "XA" or those aircraft support items restricted by requirements of AR 750-1.

Maintenance Code. Maintenance codes tell you the level(s) of maintenance authorized to use and repair support items. The maintenance codes are entered in the third and fourth positions of the SMR code as follows:

Third Position. The maintenance code entered in the third position tells you the lowest maintenance level authorized to remove, replace, and use an item. The maintenance code entered in the third position will indicate authorization to the following levels of maintenance:

<u>Maintenance Code</u>	<u>Application/Explanation</u>
F -	Field maintenance can remove, replace, and use the item.
H -	Below Depot Sustainment maintenance can remove, replace, and use the item.
L -	Specialized repair activity can remove, replace, and use the item.
G -	Afloat and ashore intermediate maintenance can remove, replace, and use the item (Navy only)
K -	Contractor facility can remove, replace, and use the item.
Z -	Item is not authorized to be removed, replaced, or used at any maintenance level
D -	Depot can remove, replace, and use the item.

*NOTE - Army may use C in the third position. However, for joint service publications, Army will use O.

Fourth Position. The maintenance code entered in the fourth position tells you whether or not the item is to be repaired and identifies the lowest maintenance level with the capability to do complete repair (perform all authorized repair functions).

NOTE

Some limited repair may be done on the item at a lower level of maintenance, if authorized by the Maintenance Allocation Chart (MAC) and SMR codes.

<u>Maintenance Code</u>	<u>Application/Explanation</u>
F -	Field is the lowest level that can do complete repair of the item.
H -	Below Depot Sustainment is the lowest level that can do complete repair of the item.
L -	Specialized repair activity is the lowest level that can do complete repair of the item.
D -	Depot is the lowest level that can do complete repair of the item.
G -	Both afloat and ashore intermediate levels are capable of complete repair of item. (Navy only)
K -	Complete repair is done at contractor facility
Z -	Nonreparable. No repair is authorized.
B -	No repair is authorized. No parts or special tools are authorized for maintenance of "B" coded item. However, the item may be reconditioned by adjusting, lubricating, etc., at the user level.

Recoverability Code. Recoverability codes are assigned to items to indicate the disposition action on unserviceable items. The recoverability code is shown in the fifth position of the SMR code as follows:

<u>Recoverability Code</u>	<u>Application/Explanation</u>
Z -	Nonreparable item. When unserviceable, condemn and dispose of the item at the level of maintenance shown in the third position of the SMR code.
F -	Reparable item. When uneconomically repairable, condemn and dispose of the item at the field level.
H -	Reparable item. When uneconomically repairable, condemn and dispose of the item at the below depot sustainment level.
D -	Reparable item. When beyond lower level repair capability, return to depot. Condemnation and disposal of item are not authorized below depot level.
L -	Reparable item. Condemnation and disposal not authorized below Specialized Repair Activity (SRA).
A -	Item requires special handling or condemnation procedures because of specific reasons (such as precious metal content, high dollar value, critical material, or hazardous material). Refer to appropriate manuals/directives for specific instructions.
G -	Field level repairable item. Condemn and dispose at either afloat or ashore intermediate levels. (Navy only)
K -	Reparable item. Condemnation and disposal to be performed at contractor facility.

NSN (Column (3)). The NSN for the item is listed in this column.

CAGEC (Column (4)). The Commercial and Government Entity Code (CAGEC) is a five-digit code which is used to identify the manufacturer, distributor, or Government agency/activity that supplies the item.

PART NUMBER (Column (5)). Indicates the primary number used by the manufacturer (individual, company, firm, corporation, or Government activity), which controls the design and characteristics of the item by means of its engineering drawings, specifications, standards, and inspection requirements to identify an item or range of items.

NOTE

When you use an NSN to requisition an item, the item you receive may have a different part number from the number listed.

DESCRIPTION AND USABLE ON CODE (UOC) (Column (6)). This column includes the following information:

1. The federal item name, and when required, a minimum description to identify the item.
2. Part numbers of bulk materials are referenced in this column in the line entry to be manufactured or fabricated.
3. Hardness Critical Item (HCI). A support item that provides the equipment with special protection from electromagnetic pulse (EMP) damage during a nuclear attack.
4. The statement END OF FIGURE appears just below the last item description in column (6) for a given figure in both the repair parts list and special tools list work packages.

QTY (Column (7)). The QTY (quantity per figure) column indicates the quantity of the item used in the breakout shown on the illustration/figure, which is prepared for a functional group, subfunctional group, or an assembly. A "V" appearing in this column instead of a quantity indicates that the quantity is variable and quantity may change from application to application.

EXPLANATION OF CROSS-REFERENCE INDEXES WORK PACKAGES FORMAT AND COLUMNS

1. National Stock Number (NSN) Index Work Package. NSN's in this index are listed in National Item Identification Number (NIIN) sequence.

STOCK NUMBER Column. This column lists the NSN in NIIN sequence. The NIIN consists of the last nine digits of the NSN. When using this column to locate an item, ignore the first four digits of the NSN. However, the complete NSN should be used when ordering items by stock number.

For example, if the NSN is 5385-01-574-1476, the NIIN is 01-574-1476.

FIG. Column. This column lists the number of the figure where the item is identified/located. The figures are in numerical order in the repair parts list and special tools list work packages.

ITEM Column. The item number identifies the item associated with the figure listed in the adjacent FIG. column. This item is also identified by the NSN listed on the same line.

2. Part Number (P/N) Index Work Package. Part numbers in this index are listed in ascending alphanumeric sequence (vertical arrangement of letter and number combinations which places the first letter or digit of each group in order A through Z, followed by the numbers 0 through 9 and each following letter or digit in like order).

PART NUMBER Column. Indicates the part number assigned to the item.

FIG. Column. This column lists the number of the figure where the item is identified/located in the repair parts list and special tools list work packages.

ITEM Column. The item number is the number assigned to the item as it appears in the figure referenced in the adjacent figure number column.

SPECIAL INFORMATION

UOC. The UOC appears in the lower left corner of the Description Column heading. Usable on codes are shown as "UOC: ..." in the Description Column (justified left) on the first line under the applicable item/nomenclature. Uncoded items are applicable to all models. Identification of the UOCs used in the RPSTL are:

<u>Code</u>	<u>Used On</u>
EMK	15 kW, 50/60 Hz, TQG Set, Model MEP-804A
86Q	15 kW, 50/60 Hz, TQG Set, Model MEP-804B
YNN	15 kW, 400 Hz, TQG Set, Model MEP-814A
86R	15 kW, 400 Hz, TQG Set, Model MEP-814B

Fabrication Instructions. Bulk materials required to manufacture items are listed in the bulk material functional group of this RPSTL. Part numbers for bulk material are also referenced in the Description Column of the line item entry for the item to be manufactured/fabricated.

Index Numbers. Items which have the word BULK in the figure column will have an index number shown in the item number column. This index number is a cross-reference between the NSN / Part Number (P/N) Index work packages and the bulk material list in the repair parts list work package.

Associated Publications. The publication(s) listed below pertains to the generator set:

<u>Publication</u>	<u>Short Title</u>
LO 9-6115-643-12	Lubrication Order, 15 kW TQG Set
TM 9-6115-643-10	Operator's Manual, 15 kW TQG Set
TM 9-6115-643-24	Maintenance Manual, 15 kW TQG Set
TM 9-2815-254-24	Maintenance Manual, Diesel Engine, Model No. C-240PW-28
TM 9-2815-254-24P	RPSTL, Diesel Engine, Model No. C-240PW-28
TM 9-2815-538-24&P	Maintenance Manual with RPSTL, Diesel Engine, Model No. 4TNV84T-DFM

Illustrations List. The illustrations in this RPSTL contain field authorized items. The tabular list in the repair parts list work package contains only those parts coded "F" in the third position of the SMR code, therefore, there may be a break in the item number sequence.

HOW TO LOCATE REPAIR PARTS

1. When NSNs or Part Numbers Are Not Known.

First. Using the table of contents, determine the assembly group to which the item belongs. This is necessary since figures are prepared for assembly groups and subassembly groups, and lists are divided into the same groups.

Second. Find the figure covering the functional group or the subfunctional group to which the item belongs.

Third. Identify the item on the figure and note the number(s).

Fourth. Look in the repair parts list work packages for the figure and item numbers. The NSNs and part numbers are on the same line as the associated item numbers.

2. When NSN Is Known.

First. If you have the NSN, look in the STOCK NUMBER column of the NSN index work package. The NSN is arranged in NIIN sequence. Note the figure and item number next to the NSN.

Second. Turn to the figure and locate the item number. Verify that the item is the one you are looking for.

3. When Part Number Is Known.

First. If you have the part number and not the NSN, look in the PART NUMBER column of the part number index work package. Identify the figure and item number.

Second. Look up the item on the figure in the applicable repair parts list work package.

ABBREVIATIONS

<u>Abbreviation</u>	<u>Explanation</u>
BOI	Basis Of Issue
CAGEC	Commercial And Government Entity Code
DS	Direct Support
GS	General Support
MAC	Maintenance Allocation Chart
NIIN	National Item Identification Number (consists of the last 9-digits of the NSN)
NSN	National Stock Number
RPSTL	Repair Parts and Special Tools List
SMR	Source, Maintenance and Recoverability Code
SRA	Specialized Repair Activity
TMDE	Test, Measurement and Diagnostic Equipment
UOC	Usable On Code

END OF WORK PACKAGE

FIELD AND SUSTAINMENT MAINTENANCE

15 kW 50/60 AND 400 Hz SKID MOUNTED TACTICAL QUIET GENERATOR SETS

GROUP 01 DC ELECTRICAL SYSTEM: BATTERIES AND CABLES

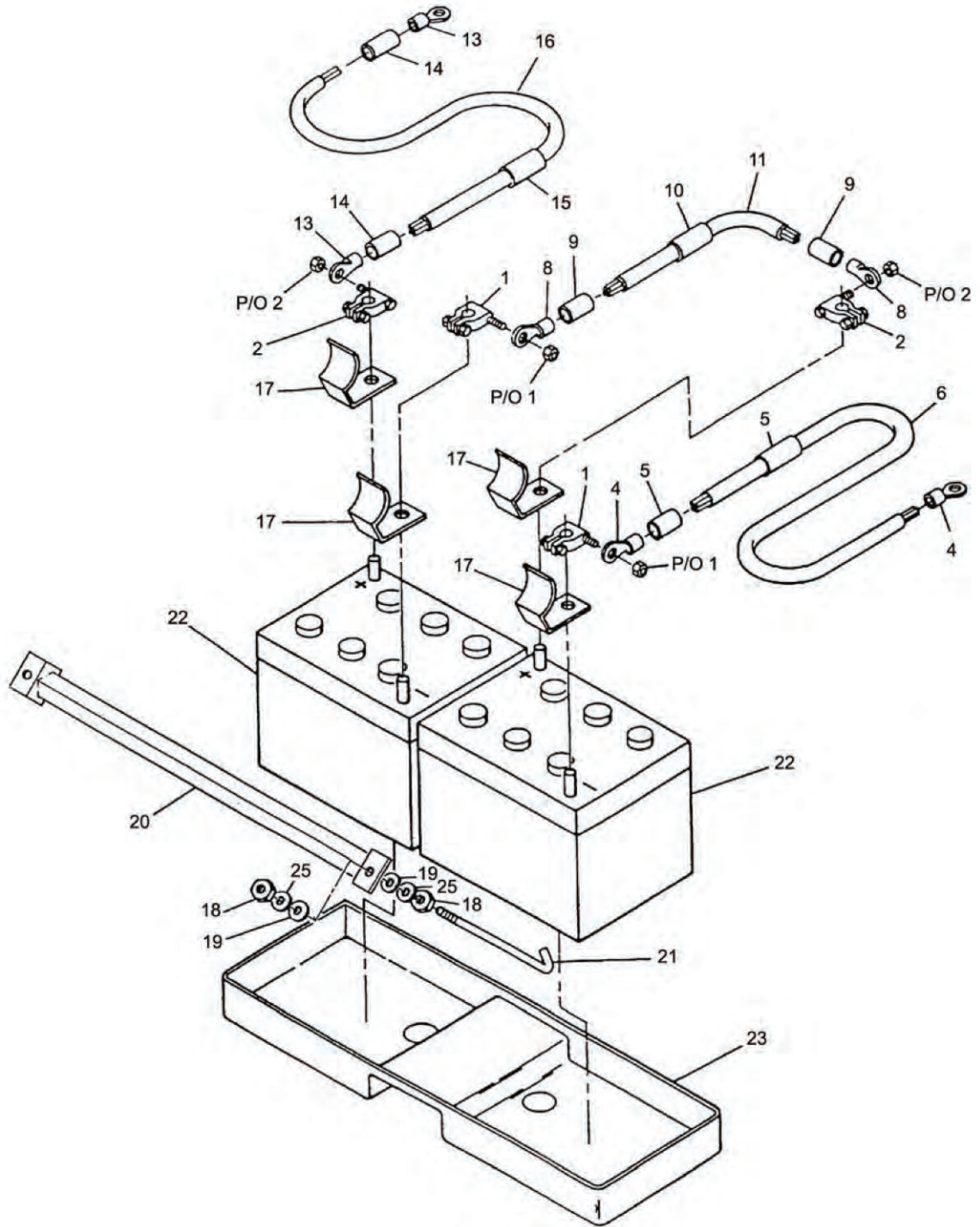


Figure 1. Batteries and Cables (Sheet 1 of 2).

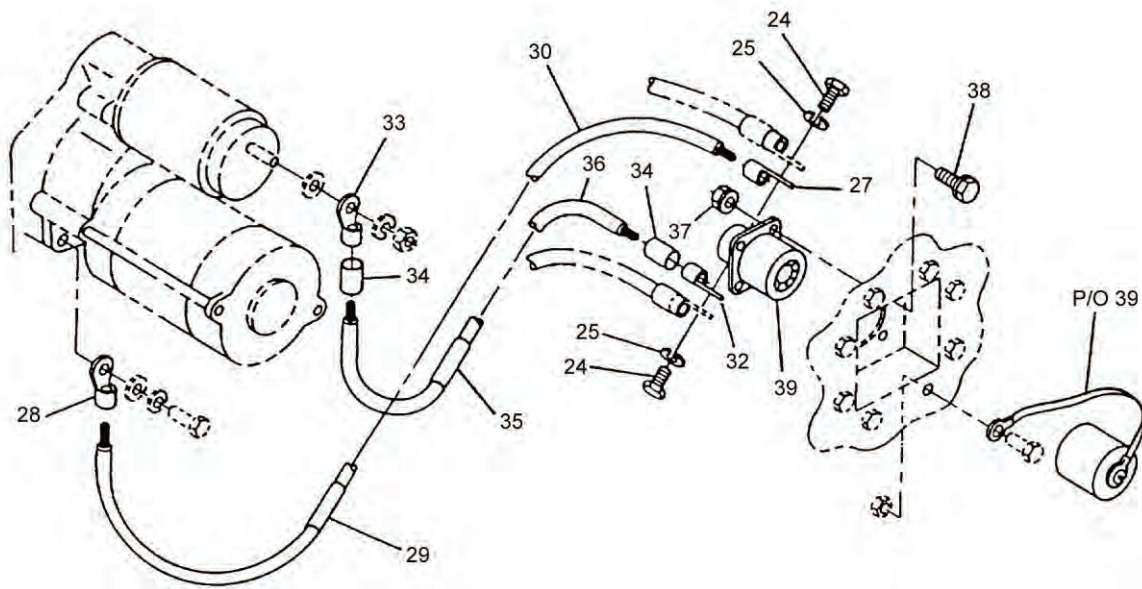


Figure 1. Batteries and Cables (Sheet 2 of 2).

(1)	(2)		(3)	(4)	(5)	(6)	(7)
ITEM NO	SMR CODE		NSN	CAGEC	PART NUMBER	DESCRIPTION AND USABLE ON CODE (UOC)	QTY
	a. ARMY	b. AIR FORCE					
GROUP 01 DC ELECTRICAL SYSTEM							
FIG. 1 BATTERIES AND CABLES							
1	PAFZZ	PAOZA	5940-00-549-6583	58536	AA-52425-2	. ADAPTER, BATTERY TER NEGATIVE	2
2	PAFZZ	PAOZZ	5940-00-549-6581	58536	A52425-1	. ADAPTER, BATTERY TER POSITIVE	2
3	AFFFF	AOO	6150-00-549-6581	30554	88-22123	. CABLE, BATTERY (NOT SHOWN)	1
4	PAFZZ	PAOZZ	5940-01-369-2872	30554	88-22119-14	. . TERMINAL, LUG	2
5	MFFZZ	MOO		30554	88-22123-3	. . INSULATION, SLEEVING MAKE FROM P/N M23053/5-110-9 (81349), AS REQUIRED	2
6	MFFZZ	MOO		30554	88-22123-1	. . WIRE, ELECTRIC MAKE FROM P/N J1127SGR1AWG BLK (81343), 18.0 INCHES REQUIRED	1
7	AFFFF	AOO	6140-01-418-6342	30554	88-22179	. LEAD, STORAGE, BATTERY (NOT SHOWN)	1
8	PAFZZ	PAOZZ	5940-01-369-2872	30554	88-22119-14	. . TERMINAL, LUG	2
9	MFFZZ	MOO		30554	88-22179-3	. . INSULATION, SLEEVING MAKE FROM P/N M23053/5-110-2 (81349), AS REQUIRED	2
10	MFFZZ	MOO		30554	88-22179-4	. . INSULATION, SLEEVING MAKE FROM P/N M23053/5-110-9 (81349), AS REQUIRED	1
11	MFFZZ	MOO		30554	88-22179-1	. . WIRE, ELECTRIC MAKE FROM P/N J1127SGR1AWG BLK (81343), 14.0 INCHES REQUIRED	1
12	AFFFF	AOO	6150-01-494-3983	30554	88-22310	. BATTERY, CABLE (NOT SHOWN)	1
13	PAFZZ	PAOZZ	5940-01-369-2872	30554	88-22119-14	. . TERMINAL, LUG	2
14	MFFZZ	MOO		30554	88-22310-3	. . INSULATION, SLEEVING MAKE FROM P/N M23053/5-110-2 (81349), AS REQUIRED	2
15	MFFZZ	MOO		30554	88-22310-4	. . INSULATION, SLEEVING MAKE FROM P/N M23053/5-10-9 (81349), AS REQUIRED	1
16	MFFZZ	MOO		30554	88-22310-1	. . WIRE, ELECTRIC MAKE FROM P/N J1127SGR1AWGBLK (81343), 29.0 INCHES REQUIRED	1
17	PAFZZ	PAOZZ	5999-01-382-8223	30554	88-20188	. COVER, BATTERY TERMI	4
18	PAFZZ	PAOZZ	5310-00-913-8881	30554	13218E0320-293	. NUT, PLAIN, HEX	4
19	PAFZZ	PAOZZ	5310-01-257-7590	96906	MS51412-7	. WASHER, FLAT	4
20	XDFZZ	XB	6160-01-480-5918	30554	88-21684	. BATTERY HOLD DOWN ASSY	1
21	PAFZZ	PAOZZ	5306-01-366-4527	30554	88-21685	. BOLT, HOOK	2
22	PAFZA	PAOZA	6140-01-446-9498	19207	6TMF/TYPEI	. BATTERY, STORAGE	2
22	PAFZA	PAOZA	6140-01-457-4339	30554	88-22800	. BATTERY	2
23	XDFZZ	XB	6160-01-553-5219	30554	88-21683	. TRAY, BATTERY	1
24	PAFZZ	PAOZZ	5305-00-269-3233	80204	B1821BH038F063N	. SCREW, CAP, HEX HEAD	2
25	PAFZZ	PAOZZ	5310-00-011-5093	80205	MS35338-65	. WASHER, LOCK	6
26	AFFFF	AOO	6150-01-494-3982	30554	88-22309	. CABLE ASSY, BATTERY (NOT SHOWN)	1
27	PAFZZ	PAOZZ	5940-01-369-2872	30554	88-22119-14	. . TERMINAL, LUG	1
28	PAFZZ	PAOZZ	5940-00-804-0520	30554	88-22119-22	. . TERMINAL, LUG	1

(1)	(2)		(3)	(4)	(5)	(6)	(7)
ITEM NO	SMR CODE		NSN	CAGEC	PART NUMBER	DESCRIPTION AND USABLE ON CODE (UOC)	QTY
	a. ARMY	b. AIR FORCE					
29	MFFZZ	MOO		30554	88-22309-3	. . INSULATION, SLEEVING MAKE FROM P/N M23053/5-110-9 (81349), AS REQUIRED	1
30	MFFZZ	MOO		30554	88-22309-1	. . WIRE, ELECTRIC MAKE FROM P/N J1127SGR1AWGBLK (81343), 30.0 INCHES REQUIRED	1
31	AFFFF	AOO	6150-01-494-3985	30554	88-22311	. CABLE ASSY, BATTERY (NOT SHOWN)	1
32	PAFZZ	PAOZZ	5940-01-369-2872	30554	88-22119-14	. . TERMINAL, LUG	1
33	PAFZZ	PAOZZ	5940-01-369-2268	30554	88-22119-11	. . TERMINAL, LUG	1
34	MFFZZ	MOO		30554	88-22311-4	. . INSULATION, SLEEVING MAKE FROM P/N M23053/5-110-2 (81349), AS REQUIRED	2
35	MFFZZ	MOO		30554	88-22311-5	. . INSULATION, SLEEVING MAKE FROM P/N M23053/5-110-9 (81349), AS REQUIRED	1
36	MFFZZ	MOO		30554	88-22311-1	. . WIRE, ELECTRIC MAKE FROM P/N J1127SGR1AWGBLK (81343), 29.0 INCHES REQUIRED	1
37	PAFZZ	PAOZZ	5310-01-012-3595	30554	69-561-6	. NUT, PLAIN, ASSEMBLED	4
38	PAFZZ	PAOZZ	5306-01-156-7663	30554	88-20260-21	. SCREW, HEX WASHERHEAD	4
39	PAFZZ	PAOZZ	5935-01-044-8382	19207	11682345	. CONNECTOR, RECEPTACLE	1

END OF FIGURE

FIELD AND SUSTAINMENT MAINTENANCE

15 kW 50/60 AND 400 Hz SKID MOUNTED TACTICAL QUIET GENERATOR SETS

GROUP 02 HOUSING: ACCESS DOORS AND COVERS

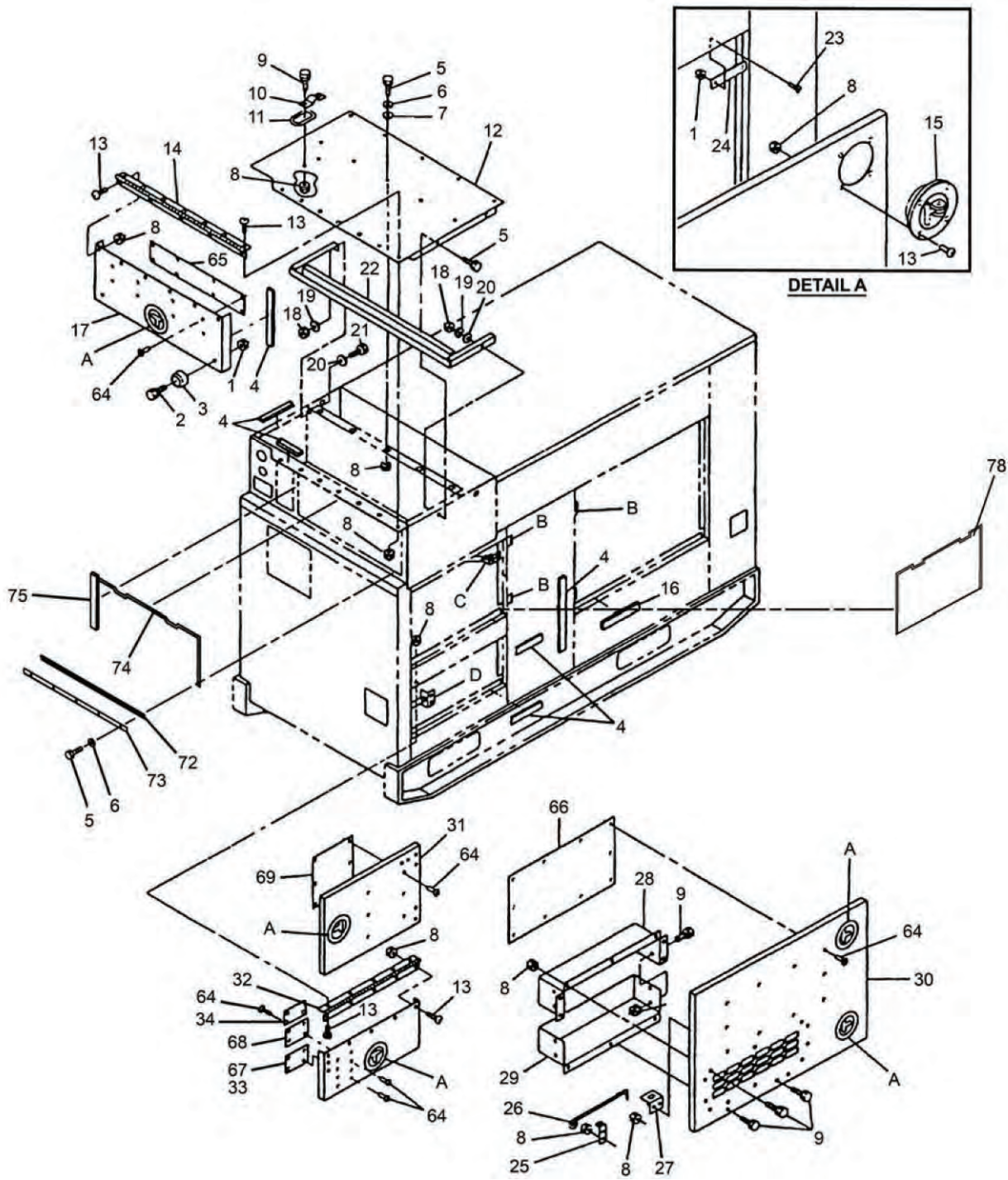


Figure 2. Access Doors and Covers (Sheet 1 of 5).

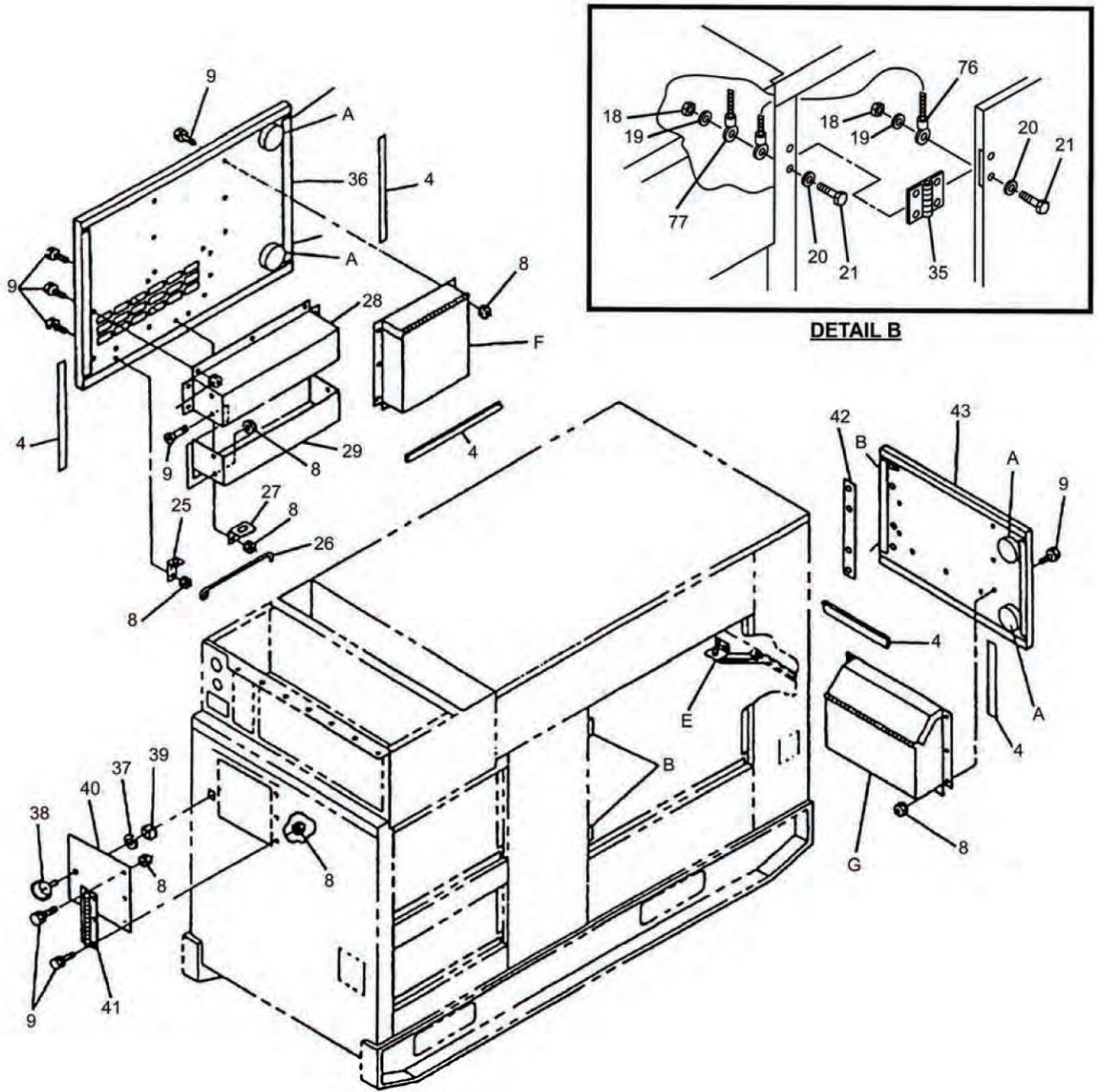


Figure 2. Access Doors and Covers (Sheet 2 of 5).

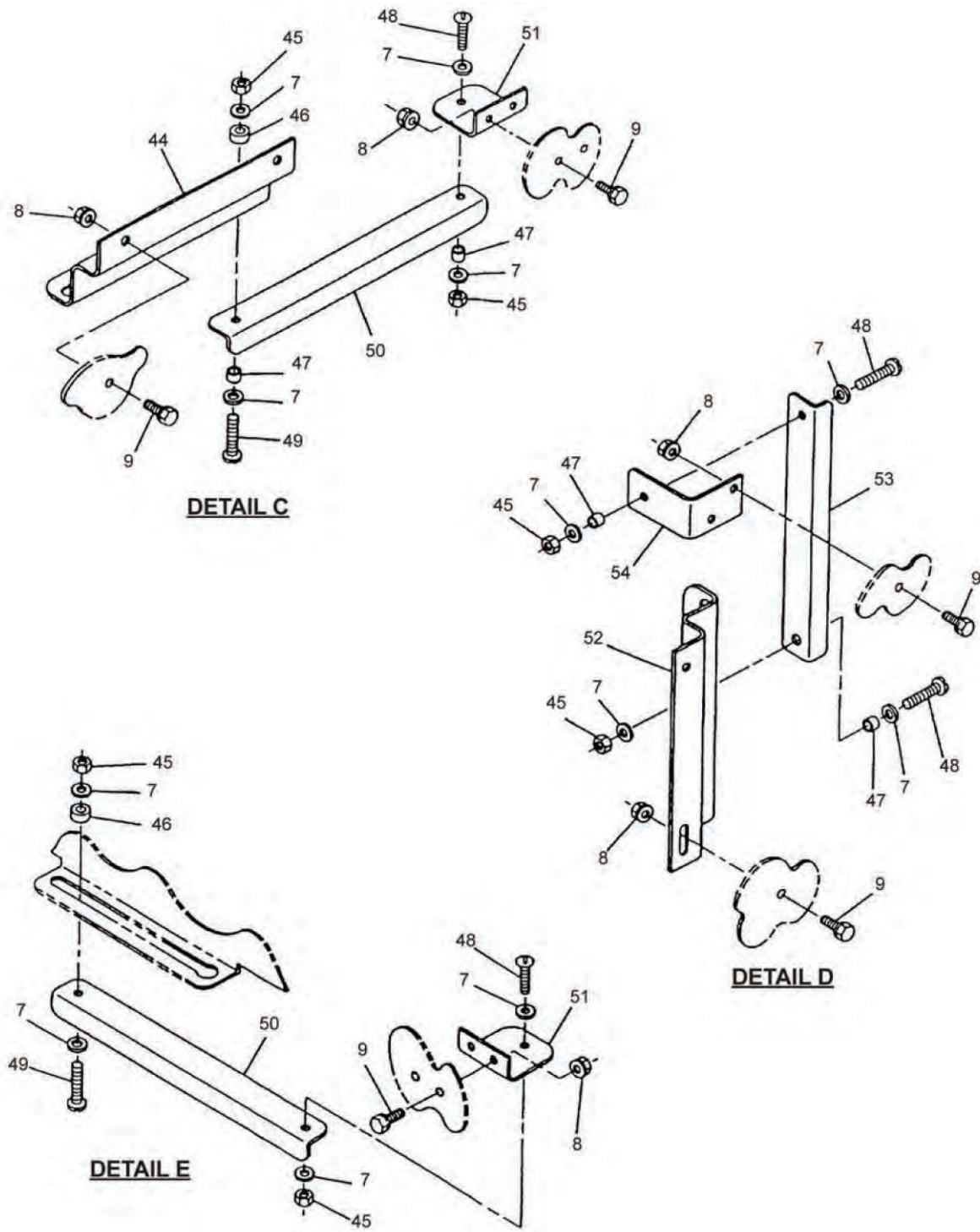


Figure 2. Access Doors and Covers (Sheet 3 of 5).

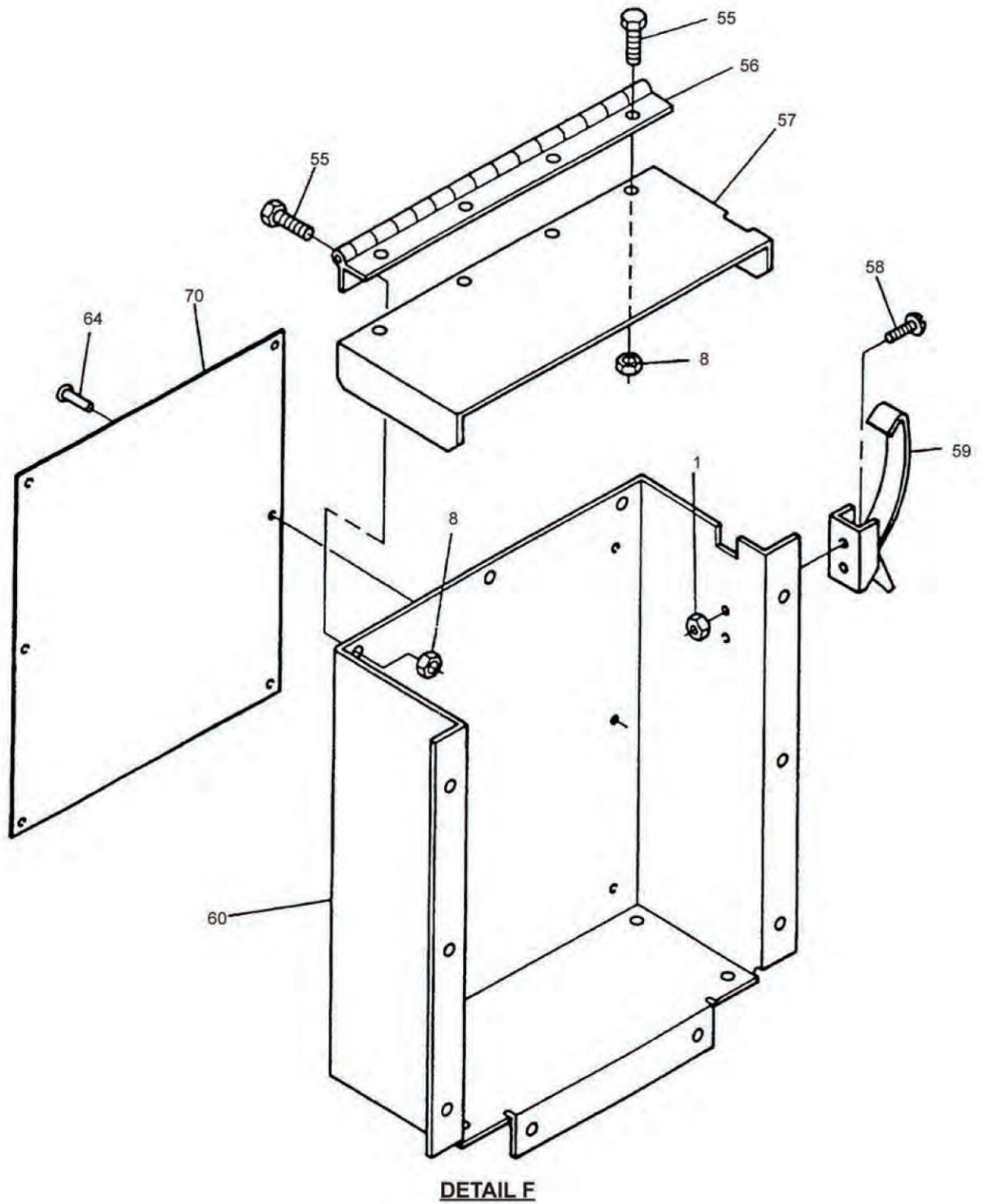


Figure 2. Access Doors and Covers (Sheet 4 of 5).

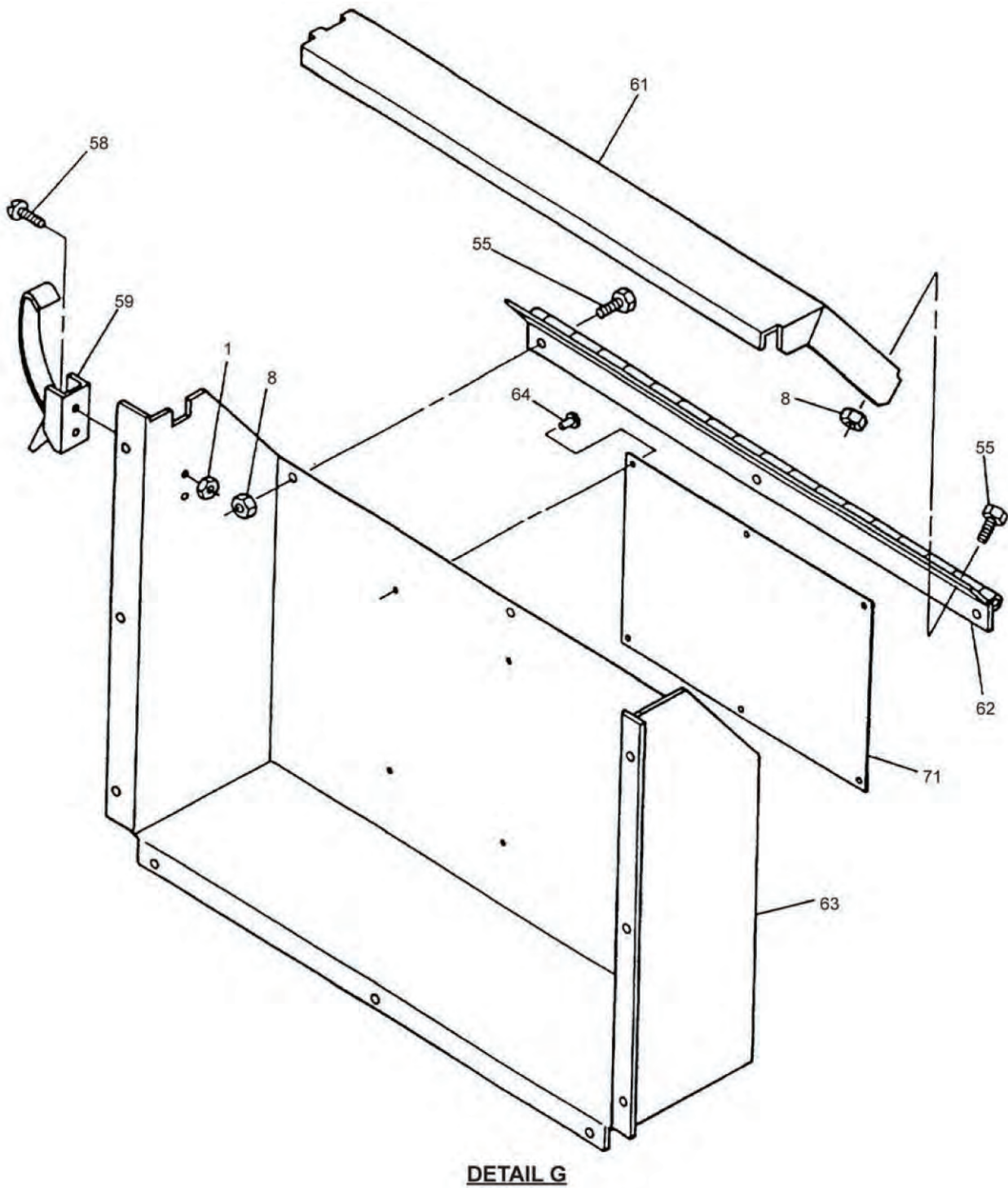


Figure 2. Access Doors and Covers (Sheet 5 of 5).

(1)	(2)		(3)	(4)	(5)	(6)	(7)
ITEM NO	SMR CODE		NSN	CAGEC	PART NUMBER	DESCRIPTION AND USABLE ON CODE (UOC)	QTY
	a. ARMY	b. AIR FORCE					
GROUP 02 HOUSING							
FIG. 2 ACCESS DOORS AND COVERS							
1	PAFZZ	PAOZZ	5310-00-063-7360	30554	69-561-2	. NUT, PLAIN, ASSEMBLED	22
2	PAFZZ	PAOZZ	5305-00-036-6972	30554	69-662-20	. SCREW, ASSEMBLED	2
3	PAFZZ	PAOZZ	5340-01-532-0643	30554	88-20278	. BUMPER, DOOR	2
4	MFFZZ	MOO		30554	88-21604-295	. SEAL, DOOR MAKE FROM P/N 88-22705 (30554), AS REQUIRED UOC: EMK	1
4	MFFZZ	MOO		30554	97-24604-295	. SEAL, DOOR MAKE FROM P/N 88-22705 (30554), AS REQUIRED UOC: 86Q	1
4	MFFZZ	MOO		30554	88-21605-295	. SEAL, DOOR MAKE FROM P/N 88-22705 (30554), AS REQUIRED UOC: YNN	1
4	MFFZZ	MOO		30554	97-24605-295	. SEAL, DOOR MAKE FROM P/N 88-22705 (30554), AS REQUIRED UOC: 86R	1
5	PAFZZ	PAOZZ	5305-01-365-6313	30554	88-20260-23	. SCREW, CAP, HEX HEAD	16
6	PAFZZ	PAOZZ	5310-00-274-8710	80205	MS35338-62	. WASHER, LOCK	12
7	PAFZZ	PAOZZ	5310-01-234-9416	96906	MS51412-2	. WASHER, FLAT	24
8	PAFZZ	PAOZZ	5310-01-012-3595	30554	69-561-6	. NUT, PLAIN, ASSEMBLED	115
9	PAFZZ	PAOZZ	5306-01-156-7663	30554	88-20260-21	. SCREW, HEX WASHERHEAD	72
10	XDFZZ	XB		30554	88-20277	. RETAINER, DOOR RING	1
11	XDFZZ	XB		30554	88-20276	. RING, DOOR	1
12	XDFZZ	XB		30554	88-21870	. TOP, CONTROL BOX	1
13	PAFZZ	PAOZZ	5305-01-464-6667	30554	88-22793-4	. SCREW, MACHINE	58
14	MFFZZ	MOO		30554	88-21877	. HINGE, DOOR, CONTROL MAKE FROM P/N AA07060408 (03007), 27.75 INCHES REQD	1
15	PAFZZ	PAOZZ	5340-01-467-0760	30554	88-21099	. LATCH, TEE HANDLE	9
16	MFFZZ	MOO		30554	88-21604-356	. SEAL, DOOR MAKE FROM P/N 88-22708 (30554), 74.8 INCHES REQUIRED UOC: EMK	1
16	MFFZZ	MOO		30554	97-24604-356	. SEAL, DOOR MAKE FROM P/N 88-22708 (30554), 74.8 INCHES REQUIRED UOC: 86Q	1
16	MFFZZ	MOO		30554	88-21605-356	. SEAL, DOOR MAKE FROM P/N 88-22708 (30554), 74.8 INCHES REQUIRED UOC: YNN	1
16	MFFZZ	MOO		30554	97-24605-356	. SEAL, DOOR MAKE FROM P/N 88-22708 (30554), 74.8 INCHES REQUIRED UOC: 86R	1
17	XDFZZ	XB	5340-01-528-9207	30554	88-21875	. DOOR, CONTROL BOX	1
18	PAFZZ	PAOZZ	5310-01-466-6312	30554	88-22790-1	. NUT, PLAIN, HEX	34
19	PAFZZ	PAOZZ	5310-00-274-8715	80205	MS35338-63	. WASHER, LOCK	34
20	PAFZZ	PAOZZ	5310-01-103-6042	96906	MS51412-4	. WASHER, FLAT	34
21	PAFZZ	PAOZZ	5305-01-531-4346	30554	88-20260-31	. SCREW, HEX WASHERHEAD	34

(1)	(2)		(3)	(4)	(5)	(6)	(7)
SMR CODE							
ITEM NO	a.	b.	NSN	CAGEC	PART NUMBER	DESCRIPTION AND USABLE ON CODE (UOC)	QTY
	ARMY	AIR FORCE					
22	XDFZZ	XB		30554	88-22077	. STIFFENER ASSY, CON	1
23	PAFZZ	PAOZZ	5305-01-466-9756	30554	88-22791-1	. SCREW, MACHINE	16
24	XDFZZ	XB		30554	88-20123	. PLATE, STRIKER	8
25	XDFZZ	XB		30554	88-22501	. BRACKET, HOLDING ROD	2
26	XDFZZ	XB	5340-01-533-0084	30554	88-22472	. ROD, DOOR HOLDING	2
27	XDFZZ	XB		30554	88-22500	. BRACKET, LATCH-HOLD	2
28	XDFZZ	XB		30554	88-22088	. BAFFLE, UPPER	2
29	XDFZZ	XB		30554	88-22089	. BAFFLE, LOWER	2
30	XDFZZ	XB		30554	88-22070	. DOOR, RS	1
31	XDFZZ	XB		30554	88-21585	. DOOR, OUTPUT BOX UOC: EMK, YNN	1
31	XDFZZ	XB		30554	97-24138	. DOOR, OUTPUT BOX UOC: 86Q, 86R.....	1
32	MFFZZ	MOO		30554	88-21820	. HINGE, DOOR, LOAD MAKE FROM P/N AA06060406 (03007), 21.26 INCHES REQUIRED	1
33	XDFZZ	XB		30554	88-21771	. DOOR, ACCESS LOAD TER	1
34	MFFZZ	MDO		30554	88-22738	. PLATE, IDENTIFICATION, SWITCH BOX RECEPTACLE	1
35	PAFZZ	PAOZZ	5340-01-368-6048	30554	88-21098	. HINGE, BUTT	8
36	XDFZZ	XB	5340-01-392-8822	30554	88-21890	. DOOR, ACCESS, LS	1
37	PAFZZ	PAOZZ	5310-00-822-8525	30554	88-20052	. RETAINER	1
38	PAFZZ	PAOZZ	5307-01-374-4451	30554	88-22626	. STUD, 1/4 TURN	1
39	PAFZZ	PAOZZ	5325-01-301-7903	30554	88-20050	. RECEPTACLE, TURNLOCK	1
40	XDFZZ	XB		30554	88-21732	. DOOR, ACCESS, AIR CL	1
41	MFFZZ	MOO		30554	88-21733	. HINGE, DOOR, AIR CL MAKE FROM P/N AA06060406 (03007), 8.75 INCHES REQUIRED. REMOVE CEN- TER PIN, REVERSE	1
42	XDFZZ	XB		30554	88-22666	. PLATE, SPACER, HINGE	1
43	XDFZZ	XB		30554	88-22063	. DOOR, BATTERY COMPA	1
44	XDFZZ	XB		30554	88-22478	. BRACKET, DOOR LINK	1
45	PAFZZ	PAOZZ	5310-01-406-1672	30554	88-21930-4	. NUT, SELF-LOCKING, HEX	6
46	XDFZZ	XB	5365-01-431-4540	30554	88-22483	. SPACER, SLEEVE	2
47	XDFZZ	XB	5365-01-431-4603	30554	88-22482	. SPACER, RING	4
48	PAFZZ	PAOZZ	5305-01-334-8683	96906	MS51493-2	. SCREW, MACHINE	4
49	PAFZZ	PAOZZ	5305-01-406-1192	96906	MS51493-3	. SCREW, MACHINE	2
50	XDFZZ	XB		30554	88-20461	. LINK, DOOR SUPPORT	2
51	XDFZZ	XB		30554	88-22479	. SUPPORT, DOOR LINK	2
52	XDFZZ	XB		30554	88-22474	. BRACKET, DOOR SUPPORT	1
53	XDFZZ	XB		30554	88-22476	. LINK, DOOR SUPPORT	1
54	XDFZZ	XB		30554	88-22475	. ANGLE, DOOR SUPPORT	1
55	PAFZZ	PAOZZ	5306-01-368-8041	30554	88-20260-20	. SCREW, HEX WASHERHEAD	14
56	MFFZZ	MOO	5340-01-531-7746	30554	88-20014	. HINGE, DOCUMENT BOX	1
57	XDFZZ	XB		30554	88-20013	. LID, DOCUMENT BOX	1
58	PAFZZ	PAOZZ	5305-00-211-9344	30554	69-662-17	. SCREW, ASSEMBLED	4
59	PAFZZ	PAOZZ	5340-01-396-0454	30554	88-20252	. LATCH, DRAW	2
60	XDFZZ	XB		30554	88-21998	. BOX, DOCUMENT	1
61	XDFZZ	XB		30554	88-21814	. LID, STORAGE BOX	1
62	MFFZZ	MOO	5340-01-535-0248	30554	88-21815	. HINGE, STORAGE BOX	1
63	XDFZZ	XB		30554	88-21813	. BOX, STORAGE	1
64	PAFZZ	PAOZZ	5320-01-019-5694	81349	M24243/1A402	. RIVET, BLIND	46

(1)	(2)		(3)	(4)	(5)	(6)	(7)
ITEM NO	SMR CODE		NSN	CAGEC	PART NUMBER	DESCRIPTION AND USABLE ON CODE (UOC)	QTY
	a. ARMY	b. AIR FORCE					
65	MDFZZ	MDO		30554	88-21635	. PLATE, IDENTIFICATION, OPERATING INSTRUCTIONS UOC: EMK	1
65	MDFZZ	MDO		30554	88-22078	. PLATE, IDENTIFICATION, OPERATING INSTRUCTIONS UOC: YNN	1
65	MDFZZ	MDO		30554	97-24053	. PLATE, IDENTIFICATION, OPERATING INSTRUCTIONS UOC: 86Q, 86R.....	1
66	MDFZZ	MDO		30554	88-22211	. PLATE, IDENTIFICATION, WIRING DIAGRAM UOC: EMK, YNN	1
66	MDFZZ	MDO		30554	97-24052	. PLATE, IDENTIFICATION, WIRING DIAGRAM UOC: 86Q, 86R.....	1
67	MDFZZ	MDO		30554	88-20110	. PLATE, IDENTIFICATION, CAUTION, VOLTAGE CONNECTION	1
68	MDFZZ	MDO		30554	88-20126	. PLATE, IDENTIFICATION, GROUNDING STUD	1
69	MDFZZ	MDO		30554	88-22210	. PLATE, IDENTIFICATION, SCHEMATIC DIAGRAM UOC: EMK, YNN	1
69	MDFZZ	MDO		30554	97-24051	. PLATE, IDENTIFICATION, SCHEMATIC DIAGRAM UOC: 86Q, 86R.....	1
70	MDFZZ	MDO		30554	88-22480	. PLATE, IDENTIFICATION, FUEL SYSTEM DIAGRAM	1
71	MDFZZ	MDO		30554	88-21603	. PLATE, IDENTIFICATION, INSTRUCTION, BATTERY CONNECTION	1
72	PAFZZ	PAOZZ	5999-01-574-4372	30554	97-24124	. SEAL, EMI UOC: 86Q, 86R.....	1
73	XDFZZ	XB		30554	97-24130	. BRACKET, RETAINING UOC: 86Q, 86R.....	1
74	PAFZZ	PAOZZ	5330-01-572-3123	30554	97-24137	. SEAL, EMI UOC: 86Q, 86R.....	1
75	PAFZZ	PAOZZ	5330-01-572-3123	30554	97-24131	. SEAL, EMI UOC: 86Q, 86R.....	1
76	PAFZZ	PAOZZ	5999-01-572-0977	30554	97-24128	. GROUND STRAP UOC: 86Q, 86R.....	2
77	PAFZZ	PAOZZ	5999-01-572-0957	30554	97-24129	. GROUND STRAP UOC: 86Q, 86R.....	2
78	PAFZZ	PAOZZ	5330-01-572-6232	30554	97-24132	. SEAL, EMI UOC: 86Q, 86R.....	AR

END OF FIGURE

FIELD AND SUSTAINMENT MAINTENANCE
15 kW 50/60 AND 400 Hz SKID MOUNTED TACTICAL QUIET GENERATOR SETS
GROUP 02 HOUSING: FRONT HOUSING PANELS

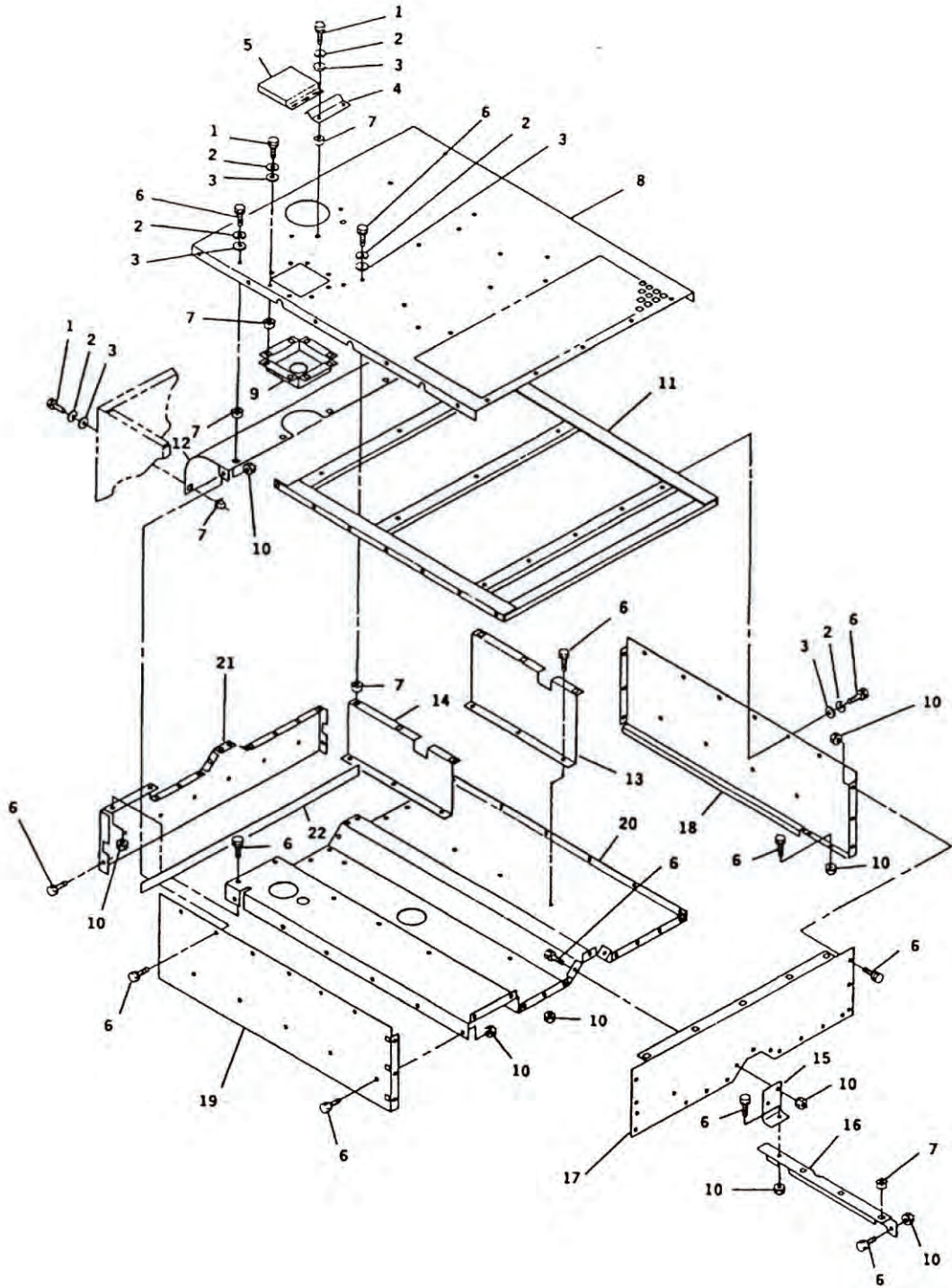


Figure 3. Front Housing Panels (Sheet 1 of 2).

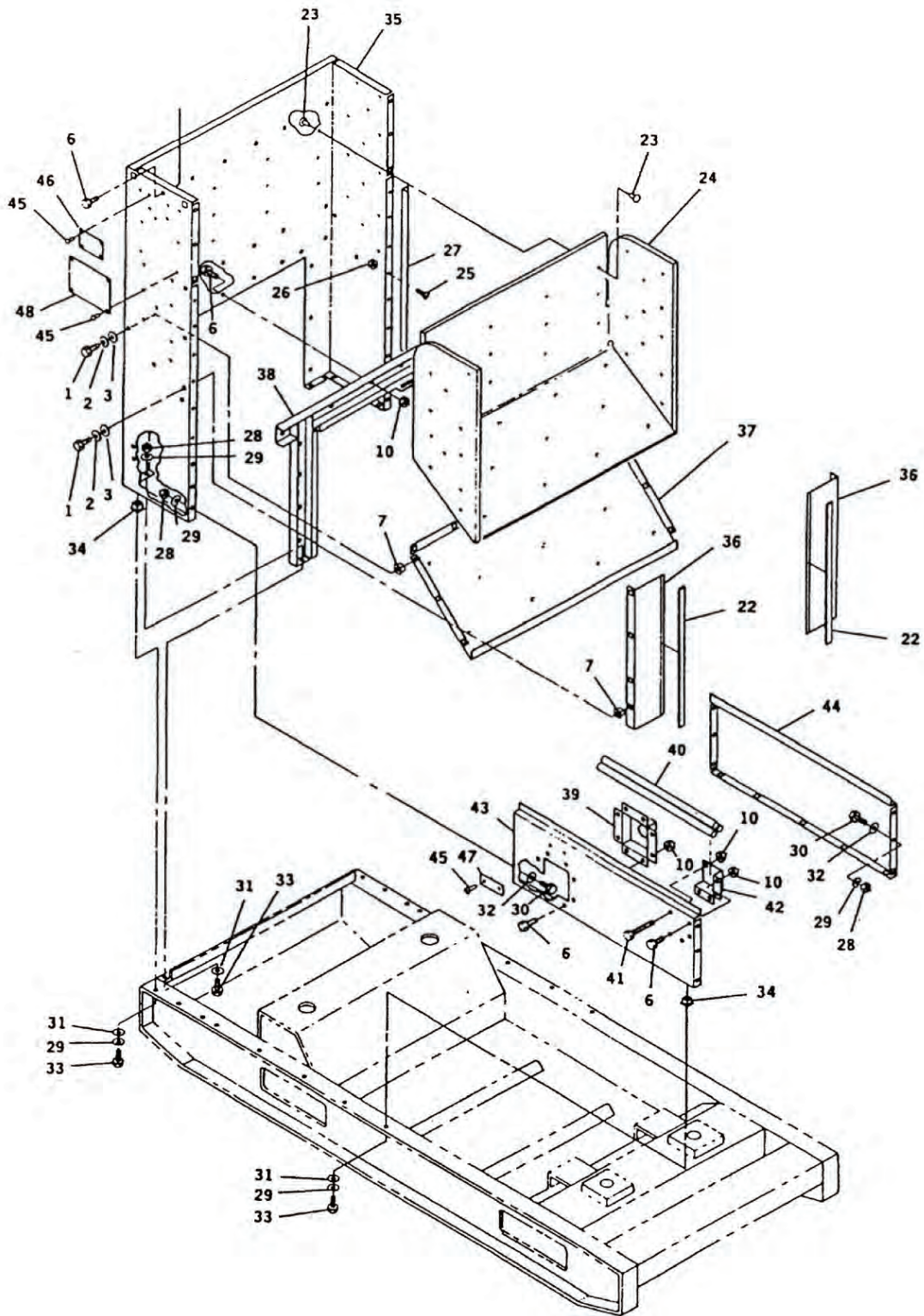


Figure 3. Front Housing Panels (Sheet 2 of 2).

(1)	(2)		(3)	(4)	(5)	(6)	(7)
ITEM NO	SMR CODE		NSN	CAGEC	PART NUMBER	DESCRIPTION AND USABLE ON CODE (UOC)	QTY
	a. ARMY	b. AIR FORCE					
GROUP 02 HOUSING							
FIG. 3 FRONT HOUSING PANELS							
1	PAFZZ	PAOZZ	5305-01-365-6313	30554	88-20260-23	. SCREW, CAP, HEX HEAD	16
2	PAFZZ	PAOZZ	5310-00-274-8710	80205	MS35338-62	. WASHER, LOCK	56
3	PAFZZ	PAOZZ	5310-01-234-9416	96906	MS51412-2	. WASHER, FLAT	56
4	XDFZZ	XB	5340-01-367-8956	30554	88-22430	. BRACKET, MOUNTING	1
5	XDFZZ	XB	2990-01-389-3003	30554	88-22429	. COVER, EXHAUST	1
6	PAFZZ	PAOZZ	5306-01-156-7663	30554	88-20260-21	. SCREW, HEX WASHERHEAD	138
7	PAFZZ	PAOZZ	5310-00-903-8595	30554	88-21674-2	. NUT, CAGE	46
8	XDFZZ	XB		30554	88-21598	. HOUSING, TOP	1
9	XDFZZ	XB		30554	88-21988	. PANEL, FILL RADIATOR	1
10	PAFZZ	PAOZZ	5310-01-012-3595	30554	69-561-6	. NUT, PLAIN, ASSEMBLED	106
11	XDFZZ	XB		30554	88-22116	. STIFFENER, ROOF	1
12	XDFZZ	XB		30554	88-21962	. DEFLECTOR, AIR UPPER	1
13	XDFZZ	XB		30554	88-21600	. CHANNEL, DUCT RIGHT SIDE	1
14	XDFZZ	XB		30554	88-22513	. CHANNEL, DUCT LEFT SIDE	1
15	XDFZZ	XB		30554	88-22528	. BRACKET, SUPPORT OU	1
16	XDFZZ	XB		30554	88-22702	. ANGLE, SUPPORT	1
17	XDFZZ	XB		30554	88-22510	. PANEL, DUCT FLOOR	1
18	XDFZZ	XB		30554	88-21928	. PANEL, TOP RIGHT SIDE	1
19	XDFZZ	XB		30554	88-21596	. PANEL, TOP LEFT SIDE	1
20	XDFZZ	XB		30554	88-21601	. FLOOR, DUCT	1
21	XDFZZ	XB		30554	88-22512	. PANEL, FRONT FLOOR	1
22	MFFZZ	MOO		30554	88-21604-317	. SEAL, RUBBER MAKE FROM P/N MIL-R-6130 TY II GRA (81349), AS REQUIRED UOC: EMK	1
22	MFFZZ	MOO		30554	97-24604-317	. SEAL, RUBBER MAKE FROM P/N MIL-R-6130 TY II GRA (81349), AS REQUIRED UOC: 86Q	1
22	MFFZZ	MOO		30554	88-21605-317	. SEAL, RUBBER MAKE FROM P/N MIL-R-6130 TY II GRA (81349), AS REQUIRED UOC: YNN	1
22	MFFZZ	MOO		30554	97-24605-317	. SEAL, RUBBER MAKE FROM P/N MIL-R-6130 TY II GRA (81349), AS REQUIRED UOC: 86R	1
23	PAFZZ	PAOZZ	5320-01-366-4394	30554	88-20210	. CLIP, PANEL	92
24	MFFZZ	MOO		30554	88-22595	. INSULATION, HOUSING, FR MAKE FROM P/N FF40JM02 (28818), 51 INCHES X 36	1
25	PAFZZ	PAOZZ	5305-00-059-4568	80205	MS35190-253	. SCREW, MACHINE	12
26	PAFZZ	PAOZZ	5310-01-396-5836	30554	88-21930-3	. NUT, SELF-LOCKING	12
27	XDFZZ	XB		30554	88-22667	. CHANNEL	2
28	PAFZZ	PAOZZ	5310-01-466-6312	30554	88-22790-1	. NUT, PLAIN, HEX	14
29	PAFZZ	PAOZZ	5310-00-274-8715	80205	MS35338-63	. WASHER, LOCK	34
30	PAFZZ	PAOZZ	5305-01-531-4346	30554	88-20260-31	. SCREW, HEX WASHERHEAD	12
31	PAFZZ	PAOZZ	5310-01-234-9415	96906	MS51412-5	. WASHER, FLAT	18
32	PAFZZ	PAOZZ	5310-01-103-6042	96906	MS51412-4	. WASHER, FLAT	16

(1)	(2)		(3)	(4)	(5)	(6)	(7)
ITEM NO	SMR CODE		NSN	CAGEC	PART NUMBER	DESCRIPTION AND USABLE ON CODE (UOC)	QTY
	a. ARMY	b. AIR FORCE					
33	PAFZZ	PAOZZ	5306-01-366-7075	30554	88-20260-33	. SCREW, HEX WASHERHEAD	22
34	PAFZZ	PAOZZ	5340-00-297-0312	30554	88-21674-3	. NUT, CAGE	20
35	XDFZZ	XB		30554	88-21913	. HOUSING, FRONT	1
36	XDFZZ	XB		30554	88-21694	. PANEL, RADIATOR	2
37	XDFZZ	XB		30554	88-22051	. PANEL, AIR DEFLECTOR	1
38	XDFZZ	XB		30554	88-22514	. CHANNEL, SUPPORT	1
39	XDFZZ	XB		30554	88-21952	. BOX, SLAVE RECEPTAC	1
40	XDFZZ	XB	5975-00-878-3791	58536	AA55804-3B	. ROD, GROUND 9FT	1
41	PAFZZ	PAOZZ	5305-00-071-2236	80205	MS90725-15	. SCREW, CAP, HEX HEAD	2
42	XDFZZ	XB		30554	88-21889	. SUPPORT, GROUND ROD	2
43	XDFZZ	XB		30554	88-21590	. SILL, DOOR LEFT SIDE	1
44	XDFZZ	XB		30554	88-22032	. SILL, DOOR RIGHT SIDE	1
45	PAFZZ	PAOZZ	5320-01-019-5694	81349	M24243/1A402	. RIVET, BLIND	10
46	MDFZZ	MDO		30554	88-20063-05	. PLATE, IDENTIFICATION UOC: EMK	1
46	MDFZZ	MDO		30554	88-20063-06	. PLATE, IDENTIFICATION UOC: YNN	1
46	MDFZZ	MDO		30554	97-24050-01	. PLATE, IDENTIFICATION UOC: 86Q	1
46	MDFZZ	MDO		30554	97-24050-02	. PLATE, IDENTIFICATION UOC: 86R	1
47	MDFZZ	MDO		30554	88-20075	. PLATE, IDENTIFICATION, SLAVE RECEPTACLE	1
48	MDFZZ	MDO		30554	88-21821-01	. PLATE, IDENTIFICATION, SET RAT- ING UOC: EMK, 86Q.....	1
48	MDFZZ	MDO		30554	88-21821-02	. PLATE, IDENTIFICATION, SET RAT- ING UOC: YNN, 86R.....	1

END OF FIGURE

FIELD AND SUSTAINMENT MAINTENANCE
15 kW 50/60 AND 400 Hz SKID MOUNTED TACTICAL QUIET GENERATOR SETS
GROUP 02 HOUSING: REAR HOUSING PANELS

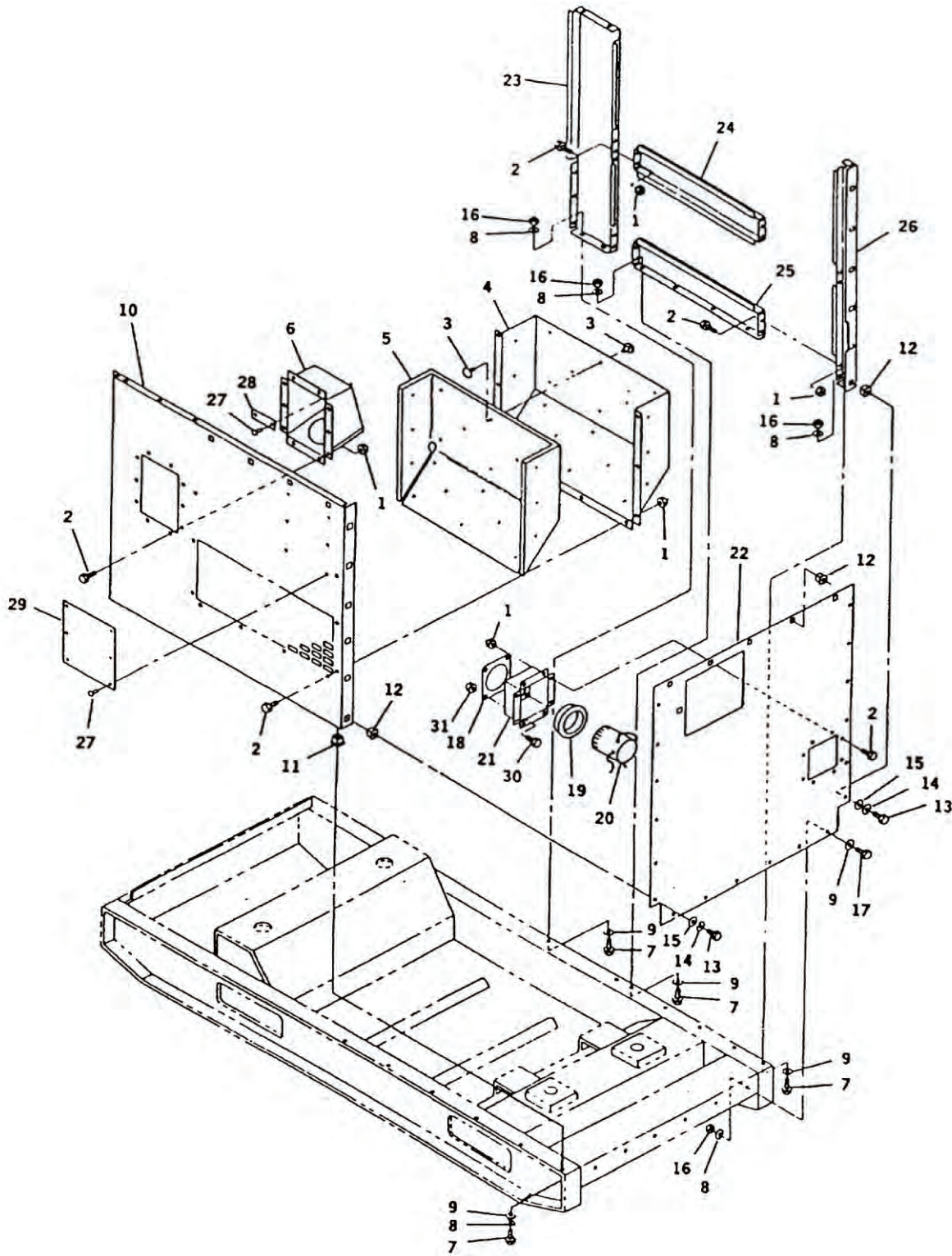


Figure 4. Rear Housing Panels.

(1)	(2)		(3)	(4)	(5)	(6)	(7)
SMR CODE							
a.		b.					
ITEM NO	ARMY	AIR FORCE	NSN	CAGEC	PART NUMBER	DESCRIPTION AND USABLE ON CODE (UOC)	QTY
GROUP 02 HOUSING							
FIG. 4 REAR HOUSING PANELS							
1	PAFZZ	PAOZZ	5310-01-012-3595	30554	69-561-6	. NUT, PLAIN, ASSEMBLED	31
2	PAFZZ	PAOZZ	5306-01-156-7663	30554	88-20260-21	. SCREW, HEX WASHERHEAD	31
3	PAFZZ	PAOZZ	5320-01-366-4394	30554	88-20210	. CLIP, PANEL	20
4	XDFZZ	XB		30554	88-22072	. BAFFLE, AIR INTAKE	1
5	MFFZZ	MOO		30554	88-22594	. INSULATION MAKE FROM P/N FF40JM02 (28818), 16 INCHES X 22 INCHES REQUIRED	1
6	XDFZZ	XB		30554	88-22661	. PANEL, FILLER NECK	1
7	PAFZZ	PAOZZ	5306-01-366-7075	30554	88-20260-33	. SCREW, HEX WASHERHEAD	10
8	PAFZZ	PAOZZ	5310-00-274-8715	80205	MS35338-63	. WASHER, LOCK	20
9	PAFZZ	PAOZZ		96906	MS52412-5	. WASHER, FLAT	20
10	XDFZZ	XB		30554	88-21925	. PANEL, REAR LEFT SIDE	1
11	PAFZZ	PAOZZ	5340-00-297-0312	30554	88-21674-3	. NUT, CAGE	4
12	PAFZZ	PAOZZ	5310-00-903-8595	78553	88-21674-2	. NUT, CAGE	21
13	PAFZZ	PAOZZ	5305-01-365-6313	30554	88-20260-23	. SCREW, HEX WASHERHEAD	12
14	PAFZZ	PAOZZ	5310-00-274-8710	80205	MS35338-62	. WASHER, LOCK	12
15	PAFZZ	PAOZZ	5310-01-234-9416	96906	MS51412-2	. WASHER, FLAT	12
16	PAFZZ	PAOZZ	5310-01-466-6312	30554	88-22790-1	. NUT, PLAIN, HEX	13
17	PAFZZ	PAOZZ	5305-01-056-1501	30554	88-20260-32	. SCREW, HEX WASHERHEAD	6
18	XDFZZ	XB	5340-01-157-9475	30554	69-583	. COVER, ACCESS	1
19	PAFZZ	PAOZZ	5975-00-257-8055	30554	69-570-3	. BUSHING, ELECTRICAL	1
20	XDFZZ	XB	2920-01-388-2776	30554	88-20218	. COVER, ELECTRICAL	1
21	XDFZZ	XB		30554	88-21964	. BOX, LOAD TERMINAL	1
22	XDFZZ	XB		30554	88-21977	. PANEL, REAR	1
23	XDFZZ	XB		30554	88-22074	. PANEL, RIGHT SIDE	1
24	XDFZZ	XB		30554	88-22040	. SILL, OUTPUT BOX	1
25	XDFZZ	XB	5340-01-528-8654	30554	88-21770	. SILL, LOAD TERMINAL	1
26	XDFZZ	XB		30554	88-22037	. POST, CORNER, REAR	1
27	PAFZZ	PAOZZ	5320-01-019-5694	81349	M24243/1A402	. RIVET, BLIND	8
28	MDFZZ	MDO	9905-01-377-5094	30554	88-20102	. PLATE, IDENTIFICATION, EXTERNAL FUEL SUPPLY	1
29	MDFZZ	MDO		30554	88-21723	. PLATE, IDENTIFICATION, LIFTING AND TIEDOWN DIAGRAM	1
30	PAFZZ	PAOZZ	5305-00-038-3103	30554	69-662-35	. SCREW, ASSEMBLED	4
31	PAFZZ	PAOZZ	5310-00-052-3632	97403	13214E3291-3	. NUT, PLAIN	4

END OF FIGURE

FIELD AND SUSTAINMENT MAINTENANCE

15 kW 50/60 AND 400 Hz SKID MOUNTED TACTICAL QUIET GENERATOR SETS

GROUP 03 CONTROL BOX ASSEMBLY: CONTROL BOX INSTALLATION

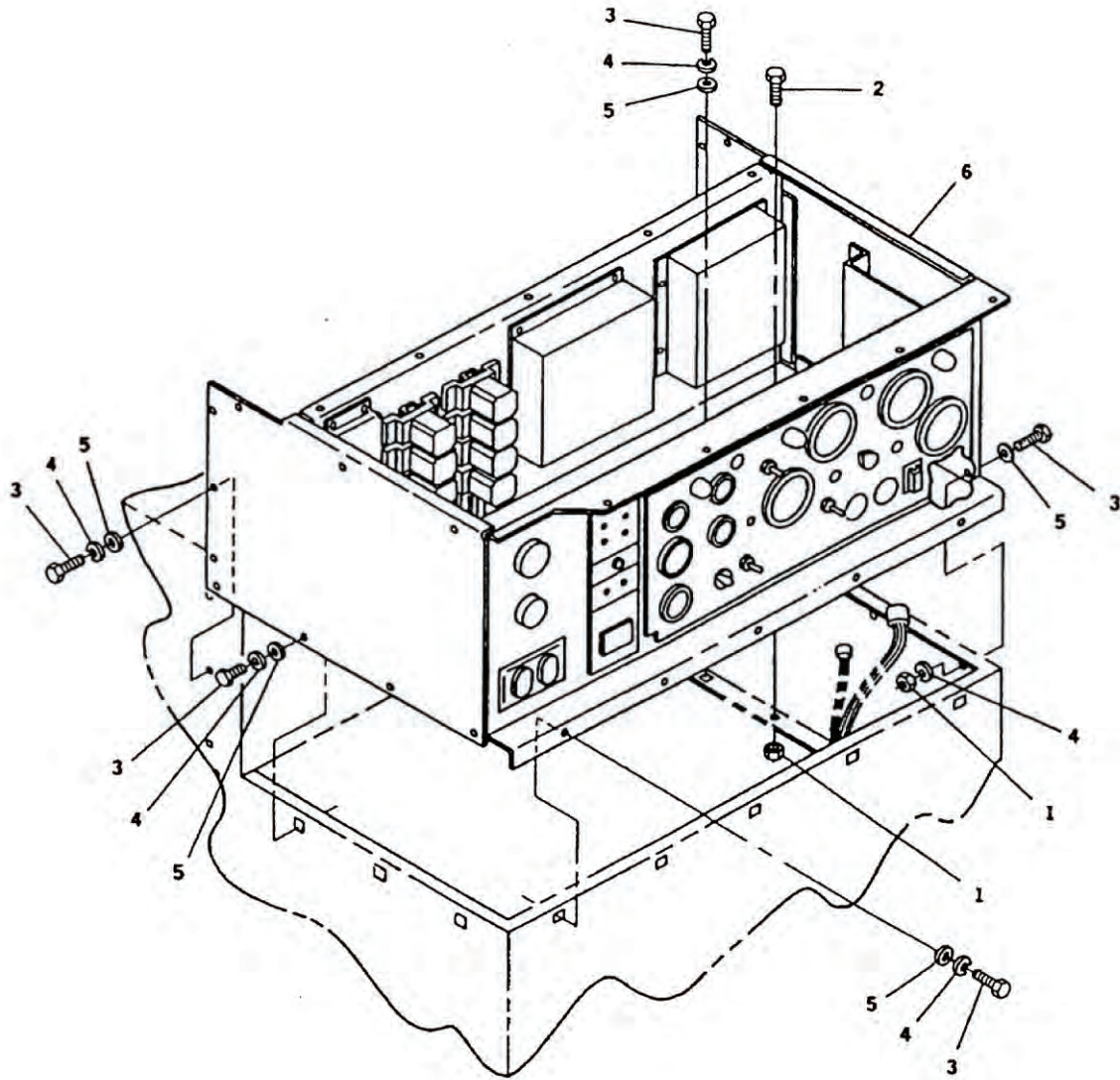


Figure 5. Control Box Installation.

(1)	(2)		(3)	(4)	(5)	(6)	(7)
ITEM NO	SMR CODE		NSN	CAGEC	PART NUMBER	DESCRIPTION AND USABLE ON CODE (UOC)	QTY
	a. ARMY	b. AIR FORCE					

GROUP 03 CONTROL BOX ASSEMBLY

FIG. 5 CONTROL BOX INSTALLATION

1	PAFZZ	PAOZZ	5310-01-012-3595	30554	69-561-6	. NUT, PLAIN, ASSEMBLED	5
2	PAFZZ	PAOZZ	5306-01-156-7663	30554	88-20260-21	. SCREW, HEX WASHERHEAD	5
3	PAFZZ	PAOZZ	5305-01-365-6313	30554	88-20260-23	. SCREW, HEX WASHERHEAD	12
4	PAFZZ	PAOZZ	5310-00-274-8710	80205	MS35338-62	. WASHER, LOCK	12
5	PAFZZ	PAOZZ	5310-01-234-9416	96906	MS51412-2	. WASHER, FLAT	12
6	PBFFZ	PBFFZ	6110-01-397-2108	30554	88-22137	. CONTROL BOX, ASSEMBLY UOC: EMK	1
6	PBFFZ	PBFFZ		30554	97-24080	. CONTROL BOX, ASSEMBLY UOC: 86Q	1
6	PBFFZ	PBFFZ	6110-01-383-4531	30554	88-22138	. CONTROL BOX, ASSEMBLY UOC: YNN	1
6	PBFFZ	PBFFZ		30554	97-24081	. CONTROL BOX, ASSEMBLY UOC: 86R	1

END OF FIGURE

FIELD AND SUSTAINMENT MAINTENANCE

15 kW 50/60 AND 400 Hz SKID MOUNTED TACTICAL QUIET GENERATOR SETS
 GROUP 03 CONTROL BOX ASSEMBLY: CONTROL PANEL SWITCHES/INDICATORS

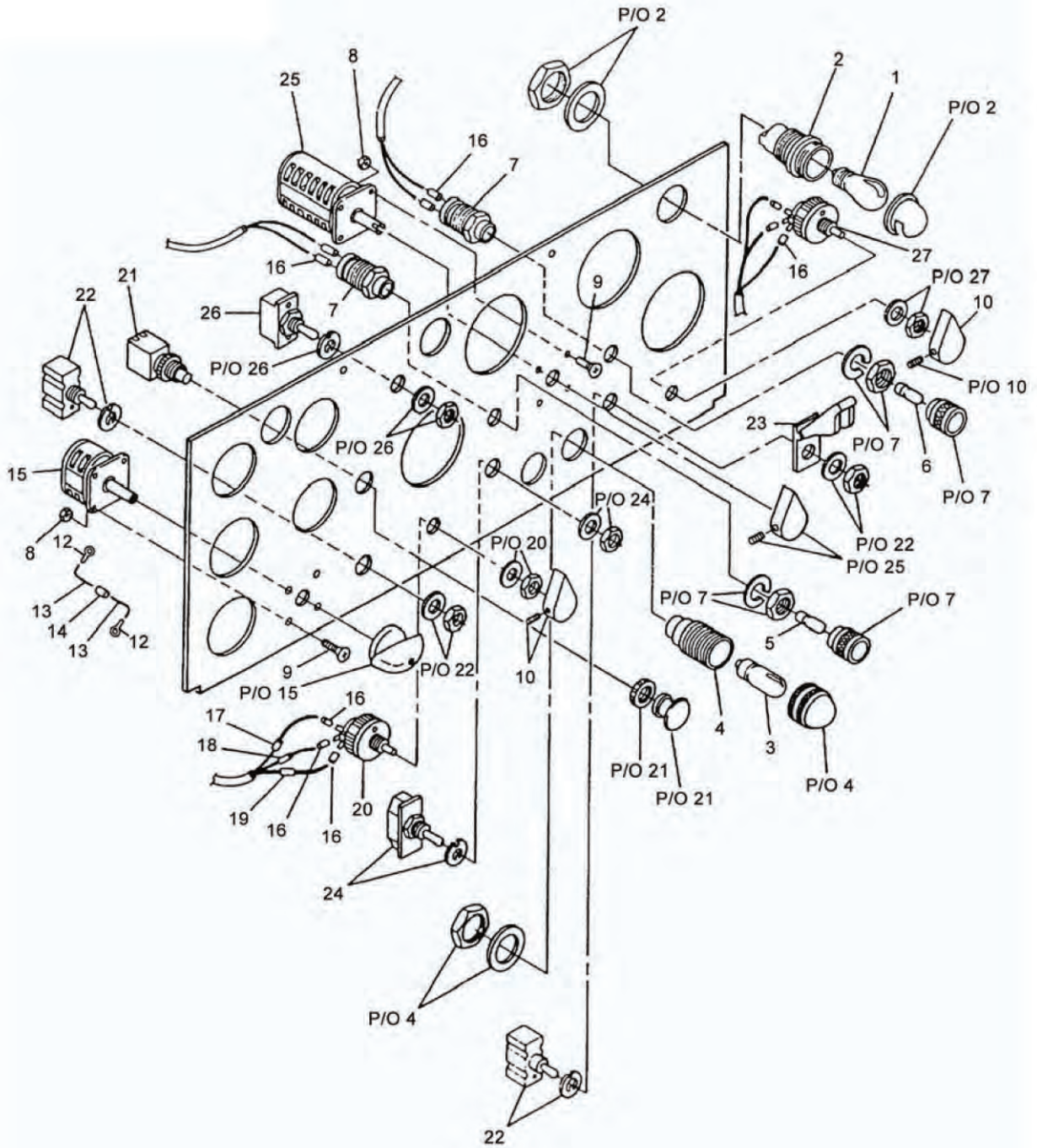


Figure 6. Control Panel Switches/Indicators (Sheet 1 of 2).

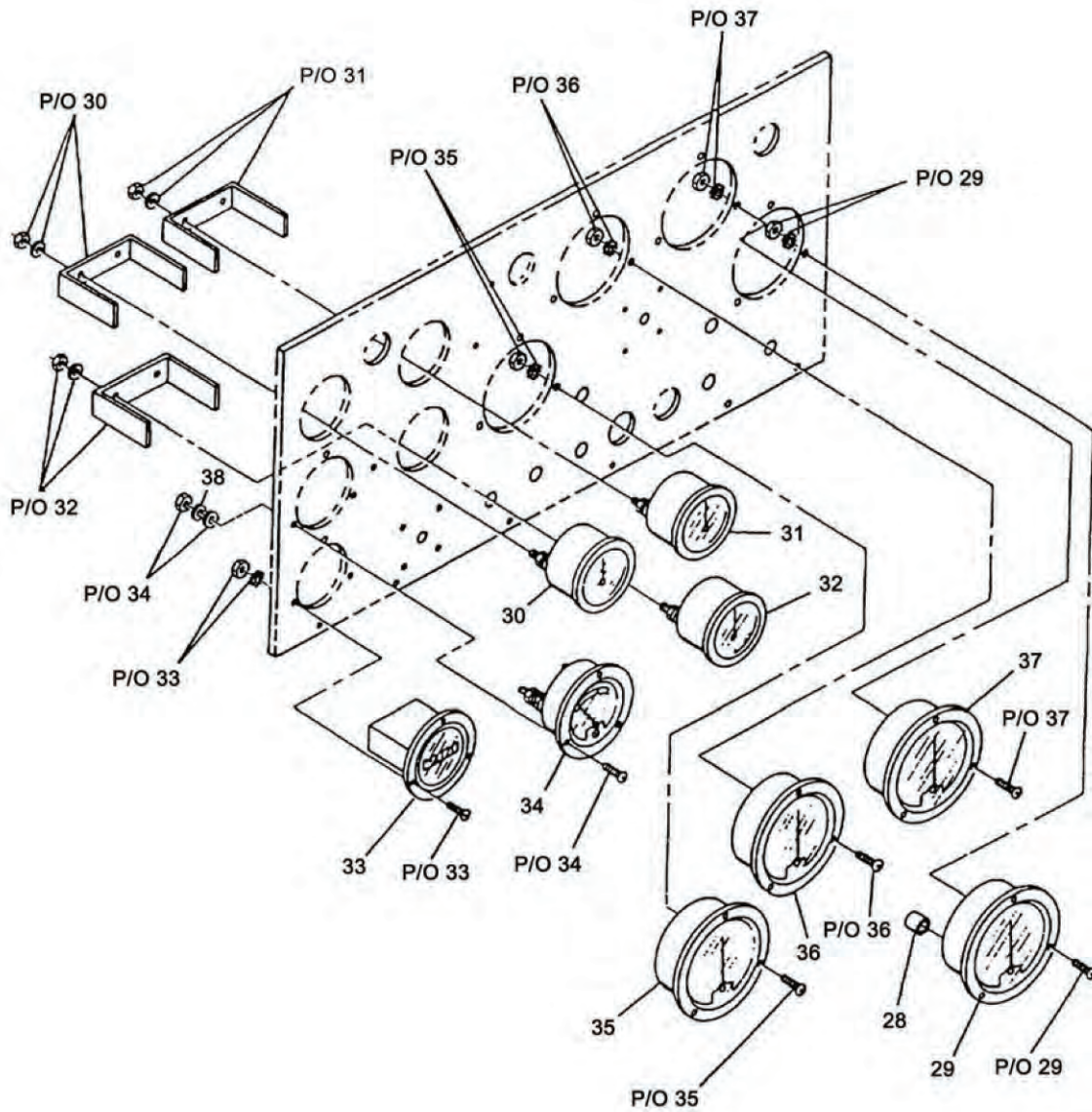


Figure 6. Control Panel Switches/Indicators (Sheet 2 of 2).

(1)	(2)		(3)	(4)	(5)	(6)	(7)
ITEM NO	SMR CODE		NSN	CAGEC	PART NUMBER	DESCRIPTION AND USABLE ON CODE (UOC)	QTY
	a. ARMY	b. AIR FORCE					
GROUP 03 CONTROL BOX ASSEMBLY							
FIG. 6 CONTROL PANEL SWITCHES/INDICATORS							
1	PAFZZ	PAOZZ	6240-00-155-7878	30554	69-594	.. LAMP, INCANDESCENT GREEN	3
2	PAFZZ	PAOZZ	6210-00-935-6919	30554	69-593	.. LIGHT, PANEL	3
3	PAFZZ	PAOZZ	6240-01-466-3528	96906	A50452-1	.. LAMP, INCANDESCENT	2
4	PAFZZ	PAOZZ	6210-00-831-8247	30554	88-21124	.. LIGHT, INDICATOR	2
5	PAFZZ	PAOZZ	5980-01-076-8659	30554	88-21899	.. LAMP, LED, GREEN	1
6	PAFZZ	PAOZZ	5980-01-198-6311	30554	88-21898	.. LAMP, LED, YELLOW	1
7	PAFZZ	PAOZZ	6210-00-583-9349	96906	MS25041-5	.. LIGHT, INDICATOR	2
8	PAFZZ	PAOZZ	5310-00-063-7360	30554	69-561-2	.. NUT, PLAIN, ASSEMBLED	8
9	PAFZZ	PAOZZ	5305-00-071-1319	81348	FFS92TYPE3 STYLE2C	.. SCREW, MACHINE	8
10	PAFZZ	PAOZZ	5355-00-559-8943	80205	MS91528-2K2B	.. KNOB	2
11	AFFFF	AOO	5961-01-470-4673	30554	88-22418-2	.. DIODE ASSEMBLY (NOT SHOWN)	1
12	PAFZZ	PAOZZ	5940-00-143-4771	81343	MS25036-103	... TERMINAL, LUG	2
13	MFFZZ	MOO		30554	88-22418-2-2	... SLEEVE, INSULATION MAKE FROM P/N M23053/5-104-0 (81349), AS REQUIRED	1
14	PAFZZ	PAOZZ	5961-00-295-5757	50434	1901-0759	... SEMICONDUCTOR DEVICE	1
15	PAFZZ	PAOZZ	5930-01-368-5160	30554	01-20002	.. SWITCH, ROTARY	1
16	MFFZZ	MOO		30554	88-22137-105	.. INSULATION, SLEEVING MAKE FROM P/N M23053/5-105-0 (81349), AS REQUIRED	2
17	MFFZZ	MOO		30554	88-22629-078	.. MARKER, IDENTIFICATION MAKE FROM P/N M23053/5-105-9 (81349), 1.25 INCHES REQUIRED	1
18	MFFZZ	MOO		30554	88-22629-079	.. MARKER, IDENTIFICATION MAKE FROM P/N M23053/5-105-9 (81349), 1.25 INCHES REQUIRED	1
19	MFFZZ	MOO		30554	88-22629-080	.. MARKER, IDENTIFICATION MAKE FROM P/N M23053/5-105-9 (81349), 1.25 INCHES REQUIRED	1
20	PAFZZ	PAOZZ	5905-00-539-2573	30554	88-22773-1	.. RESISTOR, VARIABLE,	1
21	PAFZZ	PAOZZ	5930-01-499-3684	30554	96-23737	.. SWITCH, ASSY, EMERGENCY STOP	1
22	PAFZZ	PAOZZ	5930-01-368-2891	30554	88-21078	.. SWITCH, TOGGLE	2
23	PAFZZ	PAOZZ	5930-00-615-6731	96906	MS25224-1	.. GUARD, SWITCH	1
24	PAFZZ	PAOZZ	5930-01-368-2893	30554	88-20176	.. SWITCH, TOGGLE AC CIRCUIT INTERRUPTER	1
25	PAFZZ	PAOZZ	5930-01-385-1894	30554	01-20003	.. SWITCH, ROTARY	1
26	PAFZZ	PAOZZ	5930-01-366-0048	30554	88-22141	.. SWITCH, TOGGLE	1
27	PAFZZ	PAOZZ	5905-00-556-5306	30554	88-22773-2	.. RESISTOR, VARIABLE, UOC: EMK, 86Q.....	1
27	PAFZZ	PAOZZ	5905-01-236-4041	30554	88-22773-3	.. RESISTOR, VARIABLE, UOC: YNN, 86R.....	1
28	XDFZZ	XB	5340-01-107-7559	30554	88-22555	.. CAP, SLEEVE	2
29	PAFZZ	PAOZZ	6625-00-869-3144	30554	69-599	.. VOLTMETER	1
30	PAFZZ	PAOZZ	6625-01-366-0193	30554	88-21103	.. INDICATOR, FUEL LEVEL	1
31	PAFZZ	PAOZZ	6685-01-369-6549	30554	88-21105	.. INDICATOR, TEMPERATURE	1

(1)	(2)		(3)	(4)	(5)	(6)	(7)
SMR CODE							
a.		b.					
ITEM NO	ARMY	AIR FORCE	NSN	CAGEC	PART NUMBER	DESCRIPTION AND USABLE ON CODE (UOC)	QTY
32	PAFZZ	PAOZZ	6620-01-368-1531	30554	88-21104	.. INDICATOR, OIL PRESSURE	1
33	PAFZZ	PAOZZ	6645-00-089-8842	30554	73-0507	.. METER, TIME TOTALIZING	1
34	PAFZZ	PAOZZ	6625-00-869-3141	30554	69-574	.. AMMETER	1
35	PAFZZ	PAOZZ	6625-01-366-0192	30554	88-21072	.. METER, ELECTRICAL, FREQ UOC: EMK, 86Q.....	1
35	PAFZZ	PAOZZ	6625-01-368-7973	30554	88-21073	.. METER, ELECTRICAL, FREQ UOC: YNN, 86R.....	1
36	PAFZZ	PAOZZ	6625-00-004-8066	30554	69-597	.. AMMETER CURRENT UOC: EMK, 86Q.....	1
36	PAFZZ	PAOZZ	6625-00-081-5840	30554	69-598	.. AMMETER CURRENT UOC: YNN, 86R.....	1
37	PAFZZ	PAOZZ	6625-00-003-0975	30554	70-4012	.. WATTMETER	1
38	PAFZZ	PAOZZ	5310-01-307-7914	96906	MS51412-20	.. WASHER, FLAT	3

END OF FIGURE

FIELD AND SUSTAINMENT MAINTENANCE

15 kW 50/60 AND 400 Hz SKID MOUNTED TACTICAL QUIET GENERATOR SETS

GROUP 03 CONTROL BOX ASSEMBLY

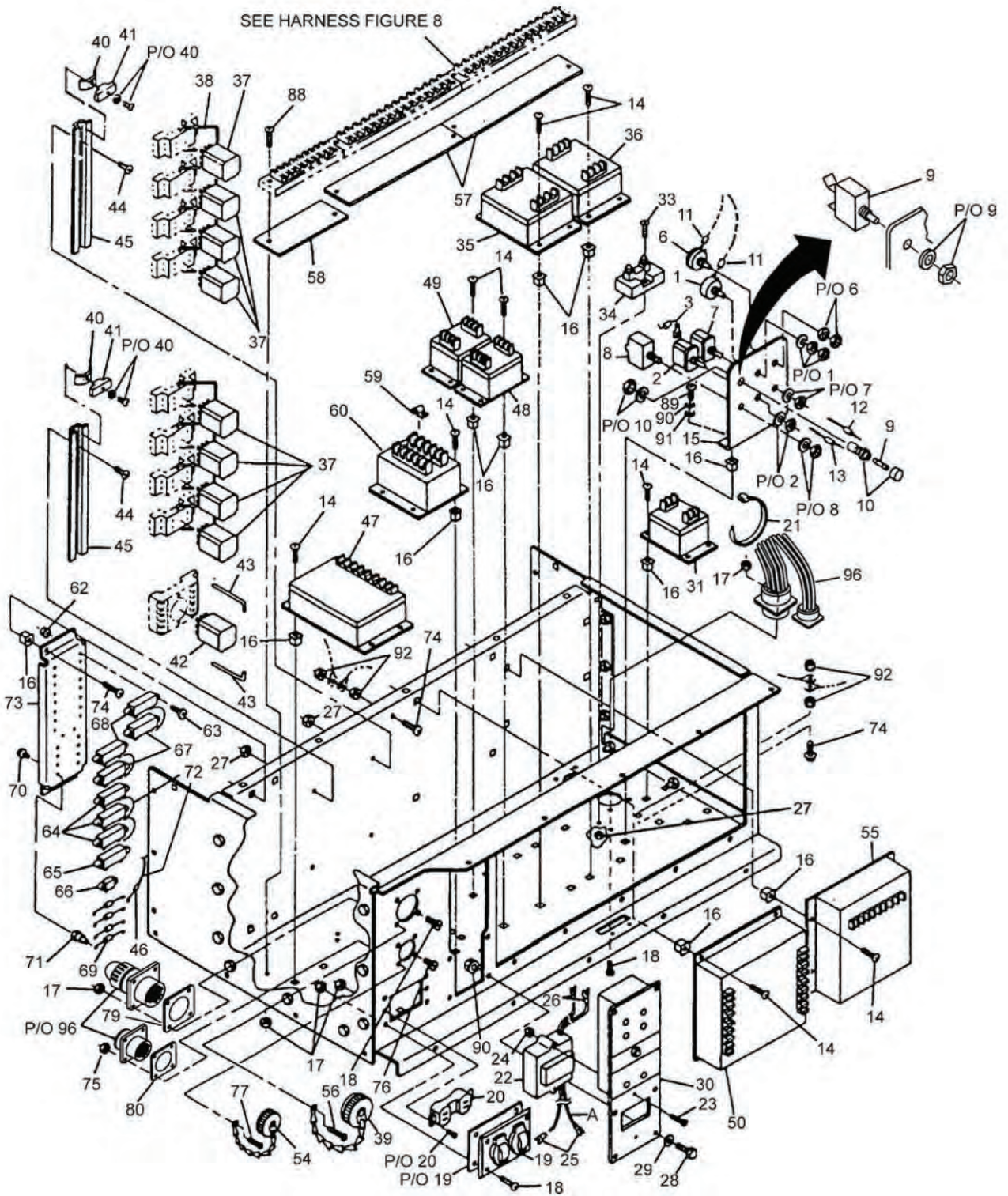


Figure 7. Control Box Assembly (Sheet 1 of 2).

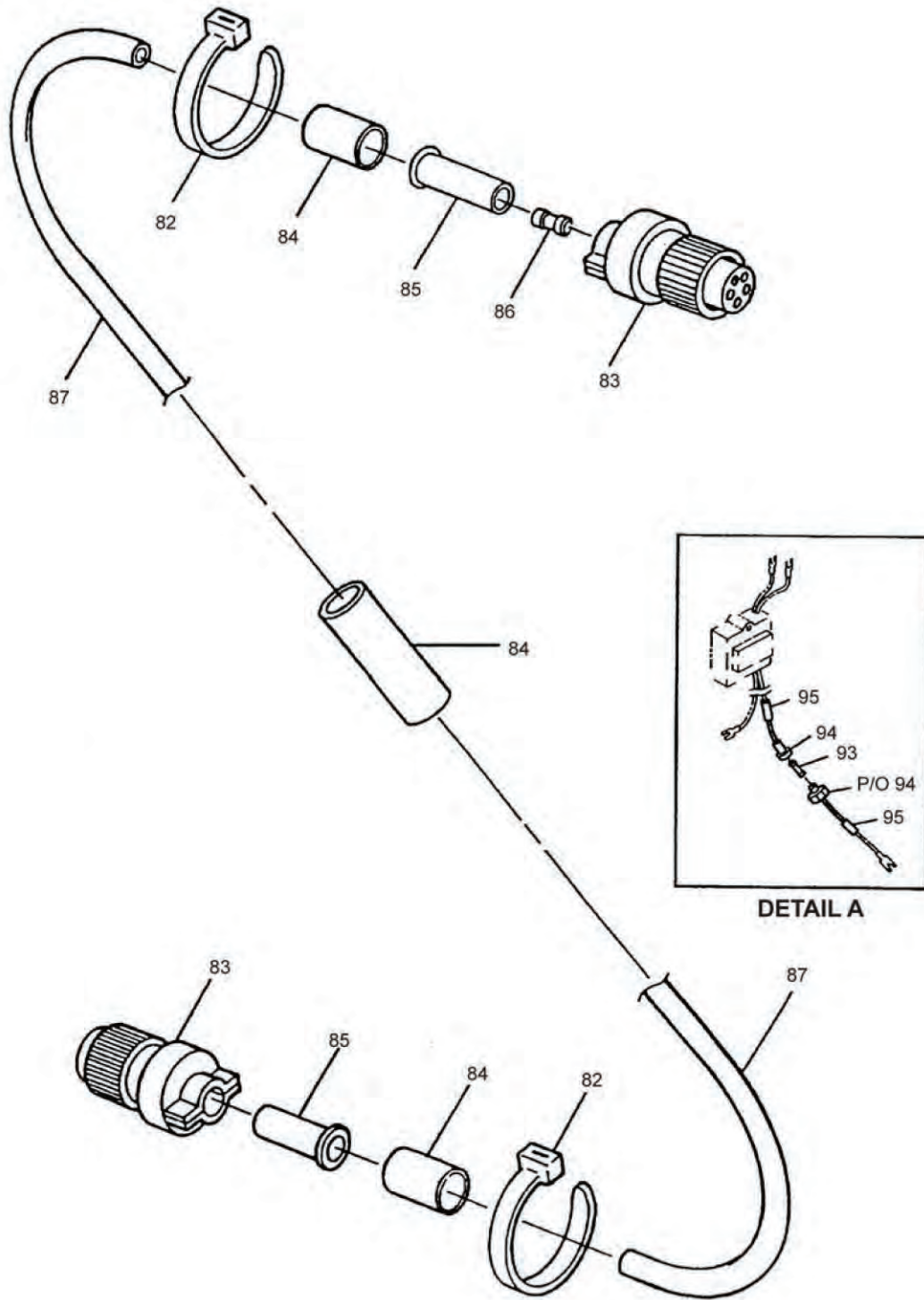


Figure 7. Control Box Assembly (Sheet 2 of 2).

(1)	(2)		(3)	(4)	(5)	(6)	(7)
ITEM NO	SMR CODE		NSN	CAGEC	PART NUMBER	DESCRIPTION AND USABLE ON CODE (UOC)	QTY
	a. ARMY	b. AIR FORCE					
GROUP 03 CONTROL BOX ASSEMBLY							
FIG. 7 CONTROL BOX ASSEMBLY							
1	PAFZZ	PAOZZ	5905-00-539-2479	30554	88-20592-1	.. RESISTOR, VARIABLE,	1
2	PAFZZ	PAOZZ	5930-01-368-2892	30554	88-22580	.. SWITCH, TOGGLE, FREQ SELECT	1
3	AFFFF	AOO		30554	01-21506-2	.. RESISTOR ASSY UOC: EMK, 86Q.....	1
3	AFFFF	AOO		30554	01-21506-1	.. RESISTOR ASSY UOC: YNN, 86R.....	1
4					NOT USED		
5					NOT USED		
6	PAFZZ	PAOZZ	5905-01-336-7533	30554	88-21676-1	.. RESISTOR, VARIABLE,	1
7	PAFZZ	PAOZZ	5930-01-365-9613	30554	88-21080	.. SWITCH, TOGGLE, OVER SPEED RESET	1
8	PAFZA	PAOZA	5925-00-089-3031	30554	88-21155	.. CIRCUIT BREAKER UOC: EMK, YNN	1
9	PAFZZ	PAOZZ	5920-00-539-6920	30554	88-20147-1	.. FUSE, CARTRIDGE UOC: EMK, YNN	1
9	PAFZZ	PAOZZ	5925-00-068-3931	30554	97-24110	.. CIRCUIT BREAKER UOC: 86Q, 86R.....	1
10	PAFZZ	PAOZZ	5920-00-892-9311	30554	88-20575	.. FUSEHOLDER, EXTRACTOR UOC: EMK, YNN	1
11	MFFZZ	MOO		30554	88-22137-105	.. INSULATION, SLEEVING MAKE FROM P/N M23053/5-105-0 (81349), AS REQUIRED	1
12	MFFZZ	MOO		30554	88-22629-041	.. MARKER, IDENTIFICATION MAKE FROM P/N M23053/5-105-9 (81349), 1.25 INCHES REQUIRED	1
13	MFFZZ	MOO		30554	88-22629-040	.. MARKER, IDENTIFICATION MAKE FROM P/N M23053/5-105-9 (81349), 1.25 INCHES REQUIRED	1
14	PAFZZ	PAOZZ	5305-01-187-5878	30554	69-662-65	.. SCREW, ASSEMBLED	40
15	XDFZZ	XB		30554	88-21593	.. BRACKET, CONTROLS UOC: EMK	1
15	XDFZZ	XB		30554	97-24120	.. BRACKET, CONTROLS UOC: 86Q	1
15	XDFZZ	XB		30554	88-21976	.. BRACKET, CONTROLS UOC: YNN	1
15	XDFZZ	XB		30554	97-24121	.. BRACKET, CONTROLS UOC: 86R	1
16	PAFZZ	PAOZZ	5310-01-366-8134	30554	88-21674-1	.. NUT, CAGE	40
17	PAFZZ	PAOZZ	5310-00-063-7360	30554	69-561-2	.. NUT, PLAIN, ASSEMBLED	24
18	PAFZZ	PAOZZ	5305-00-036-6972	30554	69-662-20	.. SCREW, ASSEMBLED	15
19	PAFZZ	PAOZZ	5975-00-417-0543	30554	70-1580	.. COVER, RECEPTACLE, DUP	1
20	PAFZZ	PAOZZ	5935-01-367-7814	30554	88-20251	.. RECEPTACLE, DUPLEX UOC: EMK, 86Q.....	1
21	PAFZZ	PAOZZ	5975-00-111-3208	96906	MS3367-5-9	.. STRAP, TIEDOWN, ELECT UOC: EMK, 86Q.....	10

(1)	(2)		(3)	(4)	(5)	(6)	(7)
ITEM NO	SMR CODE		NSN	CAGEC	PART NUMBER	DESCRIPTION AND USABLE ON CODE (UOC)	QTY
	a. ARMY	b. AIR FORCE					
22	XBFZZ	XBOZZ	5925-01-365-9757	60177	19450-2	.. INTERRUPTER, GROUND, WHEN REPLACING, USE P/N 88-22825-2 (30554). NO IN-LINE FUSE REQUIRED UOC: EMK, 86Q.....	1
22	PAFZZ	PAOZZ	5925-01-493-9106	30554	88-22825-2	.. INTERRUPTER, GROUND UOC: EMK, 86Q.....	1
22	PAFFF	PAOOO	5925-01-381-5199	60177	29100	.. INTERRUPTER, GROUND, WHEN REPLACING, USE P/N 88-22826-2 (30554). NO IN-LINE FUSE REQUIRED UOC: YNN, 86R.....	1
22	PAFZZ	PAOZZ	5925-01-466-8153	30554	88-22826-2	.. INTERRUPTER, GROUND (NOT SHOWN) UOC: YNN, 86R.....	1
23	PAFZZ	PAOZZ	5305-00-150-3408	80205	MS35206-329	... SCREW, MACHINE UOC: EMK, 86Q.....	2
24	PAFZZ	PAOZZ	5310-00-081-8087	80205	MS21044N06	... NUT, SELF-LOCKING, HEX	1
25	PAFZZ	PAOZZ	5940-01-259-2190	30554	88-20274-11	... TERMINAL, LUG #8, 22-18 AWG UOC: EMK, 86Q.....	2
26	PAFZZ	PAOZZ	5940-01-110-6423	30554	88-20274-5	... TERMINAL, LUG #6, 16-14 AWG UOC: EMK, 86Q.....	2
27	PAFZZ	PAOZZ	5310-00-052-3632	30554	69-561-3	.. NUT, PLAIN, ASSEMBLED	6
28	PAFZZ	PAOZZ	5306-01-156-7663	30554	88-20260-21	.. SCREW, HEX WASHERHEAD	6
29	PAFZZ	PAOZZ	5310-01-234-9416	96906	MS51412-2	.. WASHER, FLAT	6
30	PBFZZ	PBOZZ	6625-01-381-7445	30554	88-21142	.. INDICATOR, FAULT, LOC	1
31	PAFZZ	PAOZZ	6695-01-368-7114	30554	88-21134	.. TRANSDUCER, FREQUENCY UOC: EMK, 86Q.....	1
31	PAFZZ	PAOZZ	6695-01-369-9312	30554	88-21135	.. TRANSDUCER, FREQUENCY UOC: YNN, 86R.....	1
32					NOT USED		
33	PAFZZ	PAOZZ	5305-00-038-3145	30554	69-662-37	.. SCREW, ASSEMBLED	2
34	PBFZZ	PBOZZ	6625-01-381-8195	30554	88-21165	.. SHUNT, INSTRUMENT	1
35	PAFZZ	PAOZZ	5945-01-366-2725	30554	88-21138	.. RELAY, OVER/UNDER VOL	1
36	PAFZZ	PAOZZ	5945-01-366-2726	30554	88-21141	.. RELAY, ELECTROMAGNET	1
37	PAFZZ	PAOZZ	5945-00-458-3351	30554	88-21085	.. RELAY, ELECTROMAGNET	8
38	XDFZZ	XB	5342-01-078-9038	30554	88-22768	.. CLIP, SPRING TENSION	8
39	PAFZZ	PAOZZ	5935-01-114-5354	30554	88-22672	.. COVER, ELECTRICAL CO	4
40	PAFZA	PAOZA	5340-01-078-9038	30554	88-22768	.. MOUNTING CLIP	4
41	PAFZZ	PAOZZ	5970-01-280-0362	30554	88-22767	.. INSULATOR	4
42	PAFZZ	PAOZZ	5945-01-365-9954	30554	88-21896	.. RELAY ,ELECTROMAGNET UOC: EMK, 86Q.....	1
42	PAFZZ	PAOZZ	5945-01-369-0791	30554	88-22463	.. RELAY, ELECTROMAGNET UOC: YNN, 86R.....	1
43	XDFZZ	XB		30554	88-21897-2	.. CLIP, RELAY SOCKET	2
44	PAFZZ	PAOZZ	5305-00-038-3103	30554	69-662-35	.. SCREW, ASSEMBLED	4
45	XDFZZ	XB	5340-01-470-2973	30554	88-20258	.. TRACK, SOCKET MOUNT	2
46	MFFZZ	MOO		30554	88-22629-021	.. MARKER, IDENTIFICATION MAKE FROM P/N M23053/5-105-9 (81349), 1.25 INCHES REQUIRED	1
47	PAFZZ	PAOZZ	6695-01-367-9722	30554	88-21133	.. TRANSDUCER, WATT	1
48	PAFZZ	PAOZZ	5945-01-366-2727	30554	88-21145	.. RELAY, PERMISSIVE PARAL	1
49	PAFZZ	PAOZZ	5945-01-366-2728	30554	88-21140	.. RELAY, REVERSE POWER	1
50	PBFZZ	PBOZZ	2910-01-368-7644	30554	88-21860	.. GOVERNOR, DIESEL ENG UOC: EMK.....	1

(1)	(2)		(3)	(4)	(5)	(6)	(7)
ITEM NO	SMR CODE		NSN	CAGEC	PART NUMBER	DESCRIPTION AND USABLE ON CODE (UOC)	QTY
	a. ARMY	b. AIR FORCE					
50	PBFZZ	PBOZZ		30554	97-24134	.. GOVERNOR, DIESEL ENG UOC: 86Q	1
50	PBFZZ	PBOZZ	2910-01-371-4356	30554	88-21861	.. GOVERNOR, DIESEL ENG UOC: YNN, 86R	1
51					NOT USED		
52					NOT USED		
53					NOT USED		
54	PAFZZ	PAOZZ	5935-01-175-8419	96906	MS25043-18DA	.. COVER, ELECTRICAL CO	1
55	PAFZZ	PAOZZ	6110-01-363-0493	30554	01-21501-1	.. REGULATOR, VOLTAGE UOC: EMK, 86Q	1
55	PAFZZ	PAOZZ	6110-01-379-7187	30554	01-21501-2	.. REGULATOR, VOLTAGE UOC: EMK, 86Q	1
55	PAFZZ	PAOZZ	6110-01-368-7123	30554	01-21507-1	.. VOLTAGE REGULATOR UOC: YNN, 86R	1
56	PAFZZ	PAOZZ	5305-00-218-4864	30554	69-662-22	.. SCREW, ASSEMBLED	7
57	XDFZZ	XB	5940-01-531-5660	30554	88-21182-22	.. MARKER, STRIP	2
58	XDFZZ	XB		30554	88-21182-12	.. MARKER, STRIP	1
59	PAFZZ	PAOZZ	5999-01-366-2621	30554	88-21183-2	.. CONTACT, ELECTRICAL	2
60	PBFZZ	PBOZZ	6625-01-367-8436	30554	88-21144	.. LOAD MEASUREMENT UNIT	1
61	AFFFF	AOO		30554	88-22106	.. RESISTOR, DIODE ASSY (NOT SHOWN)	1
62	PAFZZ	PAOZZ	5310-00-836-3520	30554	69-561-1	... NUT, PLAIN, ASSEMBLED	18
63	PAFZZ	PAOZZ	5305-00-224-1092	30554	69-662-5	... SCREW, ASSEMBLED	18
64	PAFZZ	PAOZZ	5905-01-368-2538	30554	88-20262	... RESISTOR, FIXED, WIRE	3
65	PAFZZ	PAOZZ	5905-01-365-6585	30554	88-20263	... RESISTOR, FIXED, WIRE	1
66	PAFZZ	PAOZZ	5905-01-368-2539	30554	88-20265	... RESISTOR, FIXED, WIRE	1
67	PAFZZ	PAOZZ	5905-01-366-7074	30554	88-20266	... RESISTOR, FIXED, WIRE	2
68	PAFZZ	PAOZZ	5905-01-368-2540	30554	88-20267	... RESISTOR, FIXED, WIRE	2
69	PAFZZ	PAOZZ	5961-00-295-5757	50434	1901-0759	... SEMICONDUCTOR DEVICE	4
70	PAFZZ	PAOZZ	5305-01-365-9390	30554	88-20299	... SCREW, ASSEMBLED	8
71	PAFZZ	PAOZZ	5940-00-954-3558	30554	88-20272	... TERMINAL, INSULATED	8
72	MFFZZ	MOO		30554	88-22106-11	... WIRE, ELECTRIC MAKE FROM P/ N M5086/2-20-9 (81349), AS REQUIRED	1
73	XDFZZ	XB		30554	88-21971	... BRACKET, BURDEN RES	1
74	PAFZZ	PAOZZ	5305-01-187-5878	30554	69-662-65	.. SCREW, ASSEMBLED	2
75	PAFZZ	PAOZZ	5310-00-836-3520	30554	69-561-1	.. NUT, PLAIN, ASSEMBLED	4
76	PAFZZ	PAOZZ	5305-00-224-1092	30554	69-662-5	.. SCREW, ASSEMBLED	3
77	PAFZZ	PAOZZ	5305-01-204-4683	30554	69-662-7	.. SCREW, ASSEMBLED	1
78					NOT USED		
79	PAFZZ	PAOZZ	5330-00-914-7651	96906	MS51007-12	.. GASKET UOC: EMK, 86Q	1
80	PAFZZ	PAOZZ	5330-00-079-7840	96906	MS51007	.. GASKET UOC: EMK, 86Q	1
81	MFFFF	MFOFF	6150-01-406-9533	30554	88-22209	.. CABLE ASSEMBLY (NOT SHOWN)	1
82	PAFZZ	PAOZZ	5975-00-074-2072	96906	MS3367-1-9	... STRAP, TIEDOWN, ELECT	2
83	PAFZA	PAOZA	5935-00-233-3990	96906	MS3106F18-1S	... CONNECTOR, PLUG, ELEC	2
84	MFFZZ	MOO		30553	88-22209-7	... INSULATION, SLEEVING MAKE FROM P/N M23053/5-108-9 (81349), AS REQUIRED	1
85	PAFZZ	PAOZZ	5365-00-663-2125	96906	MS3420-10	... BUSHING, NONMETALLIC	2
86	PAFZZ	PAOZZ	5935-00-565-9503	96906	MS25251-12	... PLUG, END SEAL, ELECT	1

(1)	(2)		(3)	(4)	(5)	(6)	(7)
ITEM NO	SMR CODE		NSN	CAGEC	PART NUMBER	DESCRIPTION AND USABLE ON CODE (UOC)	QTY
	a. ARMY	b. AIR FORCE					
87	MFFZZ	MOO		30554	88-21995	... CABLE, MULTICONDUCTOR MAKE FROM P/N 8407 (16498), 300 INCHES REQUIRED	1
88	PAFZZ	PAOZZ	5305-00-218-4864	30554	69-662-22	.. SCREW, ASSEMBLED	6
89	PAFZZ	PAOZZ	5306-01-156-7663	30554	88-20260-21	.. SCREW, HEX WASHERHEAD	2
90	PAFZZ	PAOZZ	5310-00-274-8710	80205	MS35338-62	.. WASHER, LOCK	2
91	PAFZZ	PAOZZ		96906	MS51512-2	.. WASHER, FLAT	2
92	PAFZZ	PAOZZ	5310-01-012-3595	30554	69-561-6	.. NUT, PLAIN, ASSEMBLED	2
93	PAFZZ	PAOZZ	5920-00-243-3787	81349	F03A250V10AS	.. FUSE, CARTRIDGE	1
94	PAFZZ	PAOZZ	5920-01-396-1989	75915	150145	.. FUSEHOLDER, EXTRACTOR	1
95	PAFZZ	PAOZZ	5940-00-478-0037	56501	RBB25	.. SPLICE, CONDUCTOR	1
96	PBFFF	PBOOO	6150-01-383-6511	30554	88-22303	.. WIRE HARNESS, BRANCH (SEE FIGURE 8 FOR PARTS BREAK-DOWN) UOC: EMK	REF
96	PBFFF	PBOOO	6150-01-384-0013	30554	88-22664	.. WIRING HARNESS, BRANCH (SEE FIGURE 8 FOR PARTS BREAK-DOWN) UOC: YNN	REF
96	PBFFF	PBOOO		30554	97-24049	.. WIRING HARNESS, BRANCH (SEE FIGURE 8 FOR PARTS BREAK-DOWN) UOC: 86Q	REF
96	PBFFF	PBOOO		30554	97-24060	.. WIRING HARNESS, BRANCH REF (SEE FIGURE 8 FOR PARTS BREAK-DOWN) UOC: 86R	REF

END OF FIGURE

FIELD AND SUSTAINMENT MAINTENANCE

15 kW 50/60 AND 400 Hz SKID MOUNTED TACTICAL QUIET GENERATOR SETS

GROUP 03 CONTROL BOX ASSEMBLY: CONTROL BOX HARNESS ASSEMBLY

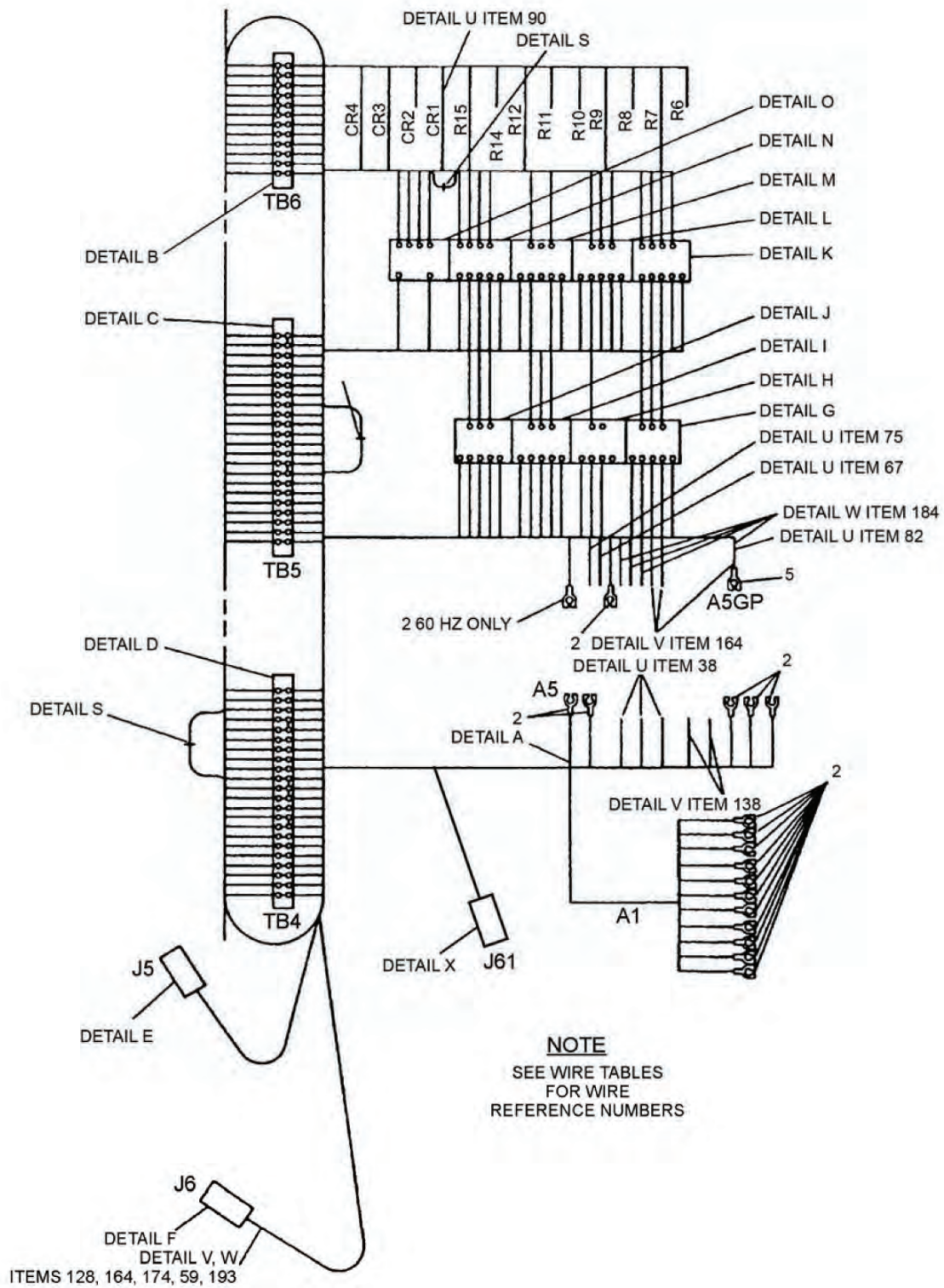


Figure 8. Control Box Harness Assembly (Sheet 1 of 25).

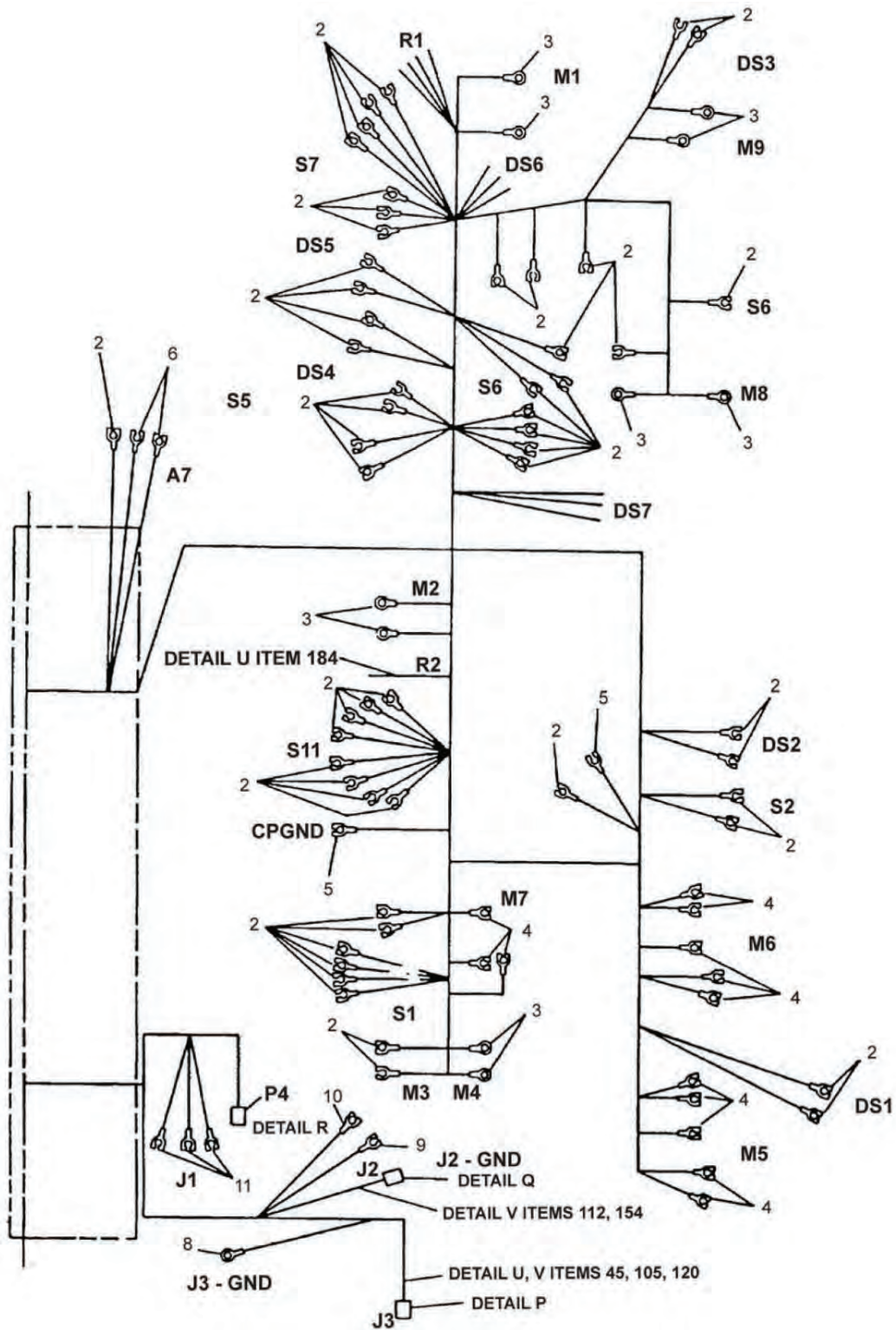


Figure 8. Control Box Harness Assembly (Sheet 2 of 25).

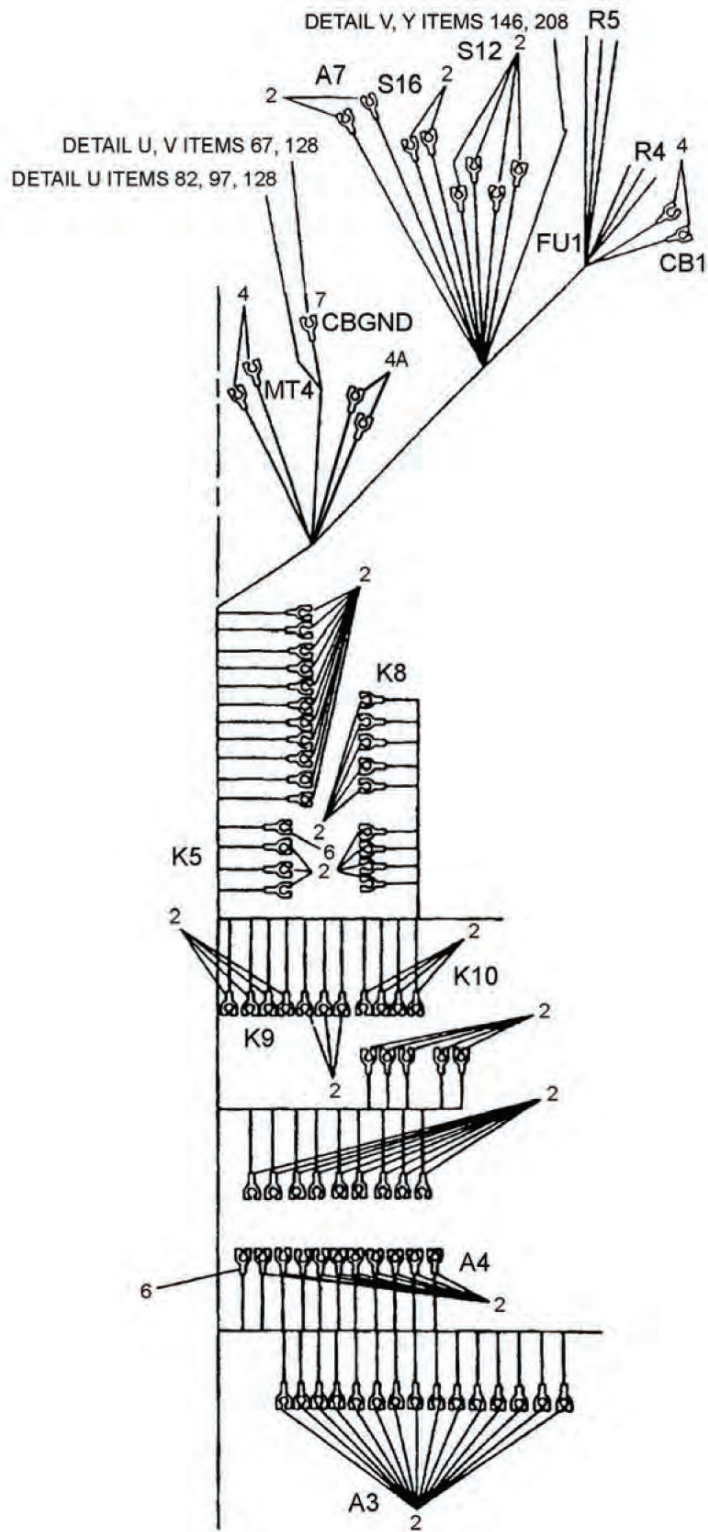
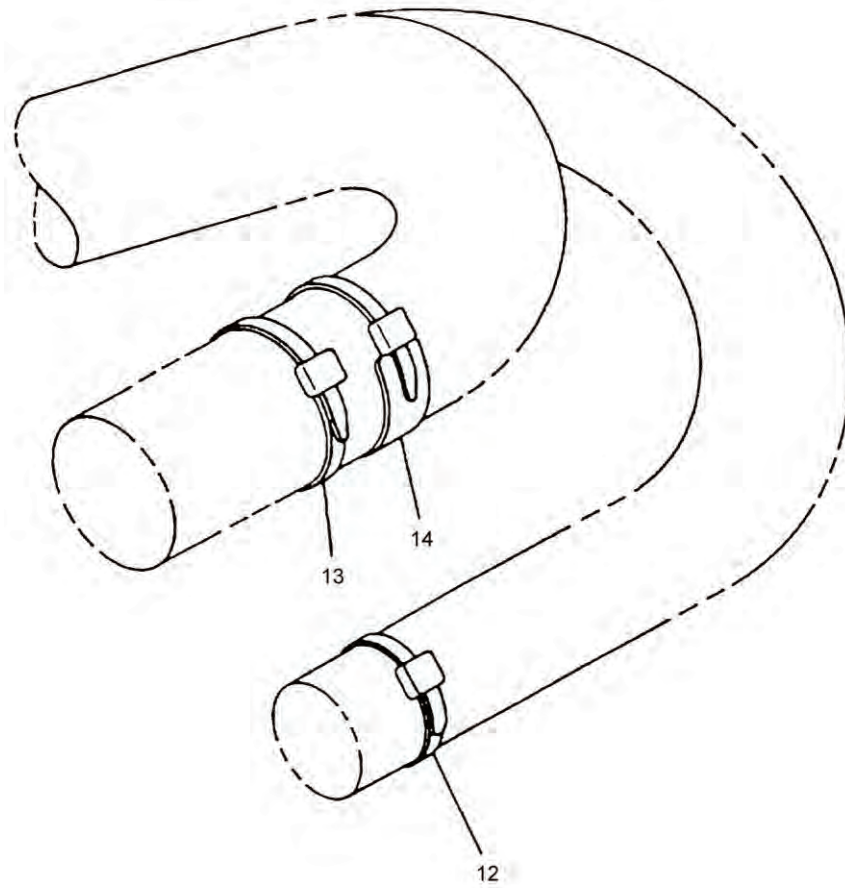


Figure 8. Control Box Harness Assembly (Sheet 3 of 25).



DETAIL A
(TYPICAL INSTALLATION)

Figure 8. Control Box Harness Assembly (Sheet 4 of 25).

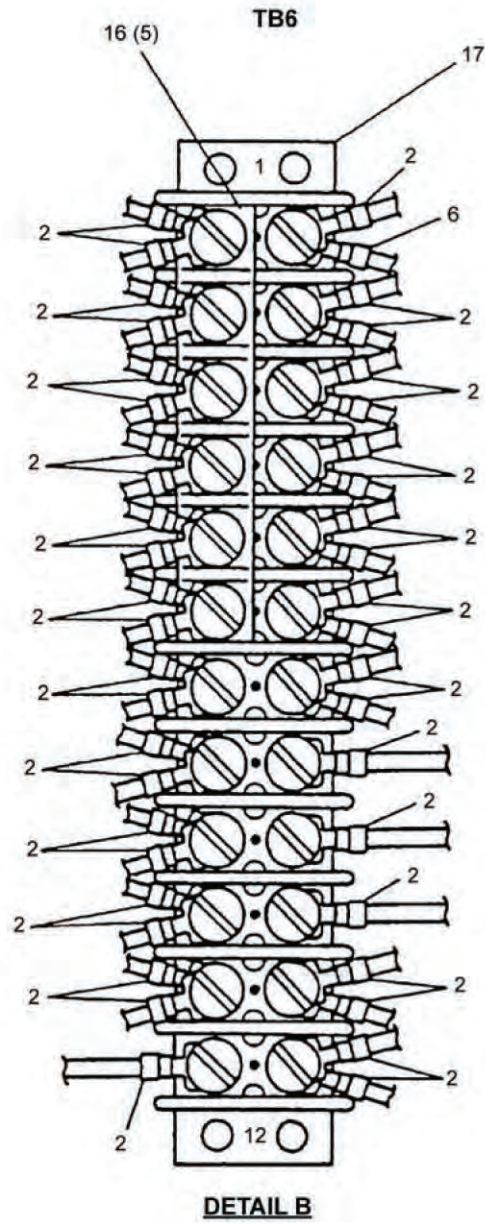


Figure 8. Control Box Harness Assembly (Sheet 5 of 25).

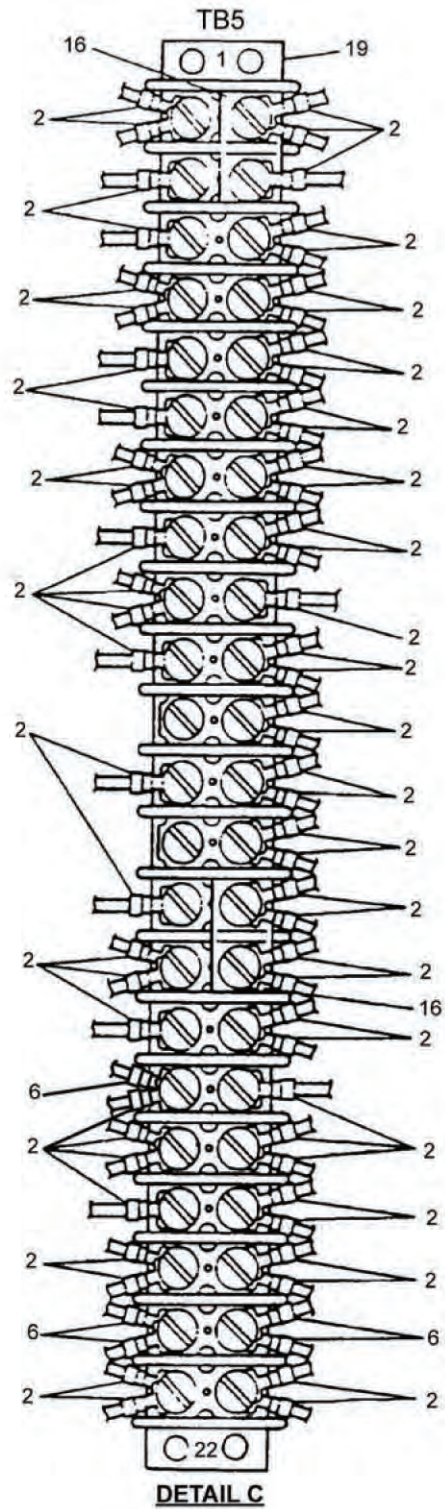


Figure 8. Control Box Harness Assembly (Sheet 6 of 25).

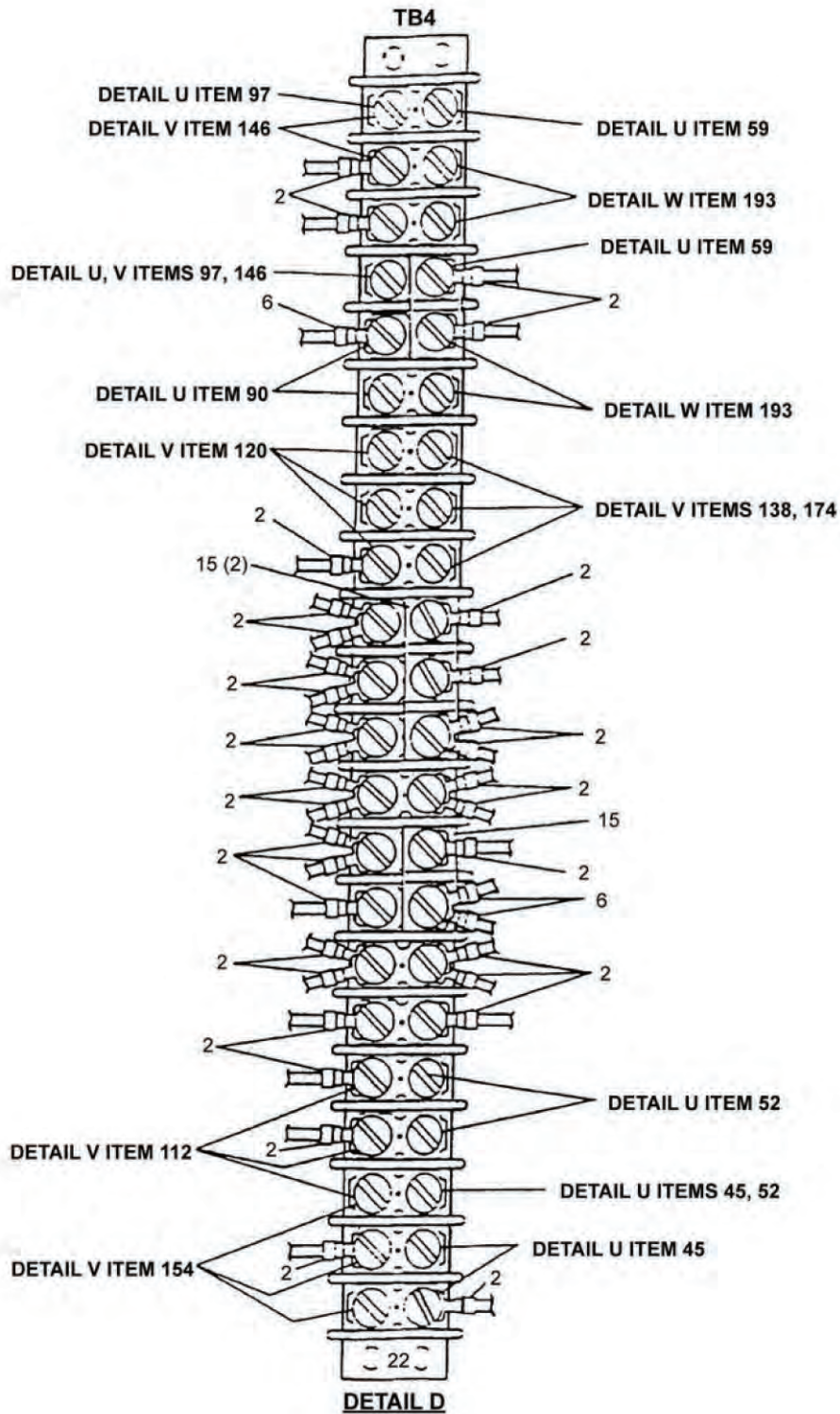


Figure 8. Control Box Harness Assembly (Sheet 7 of 25).

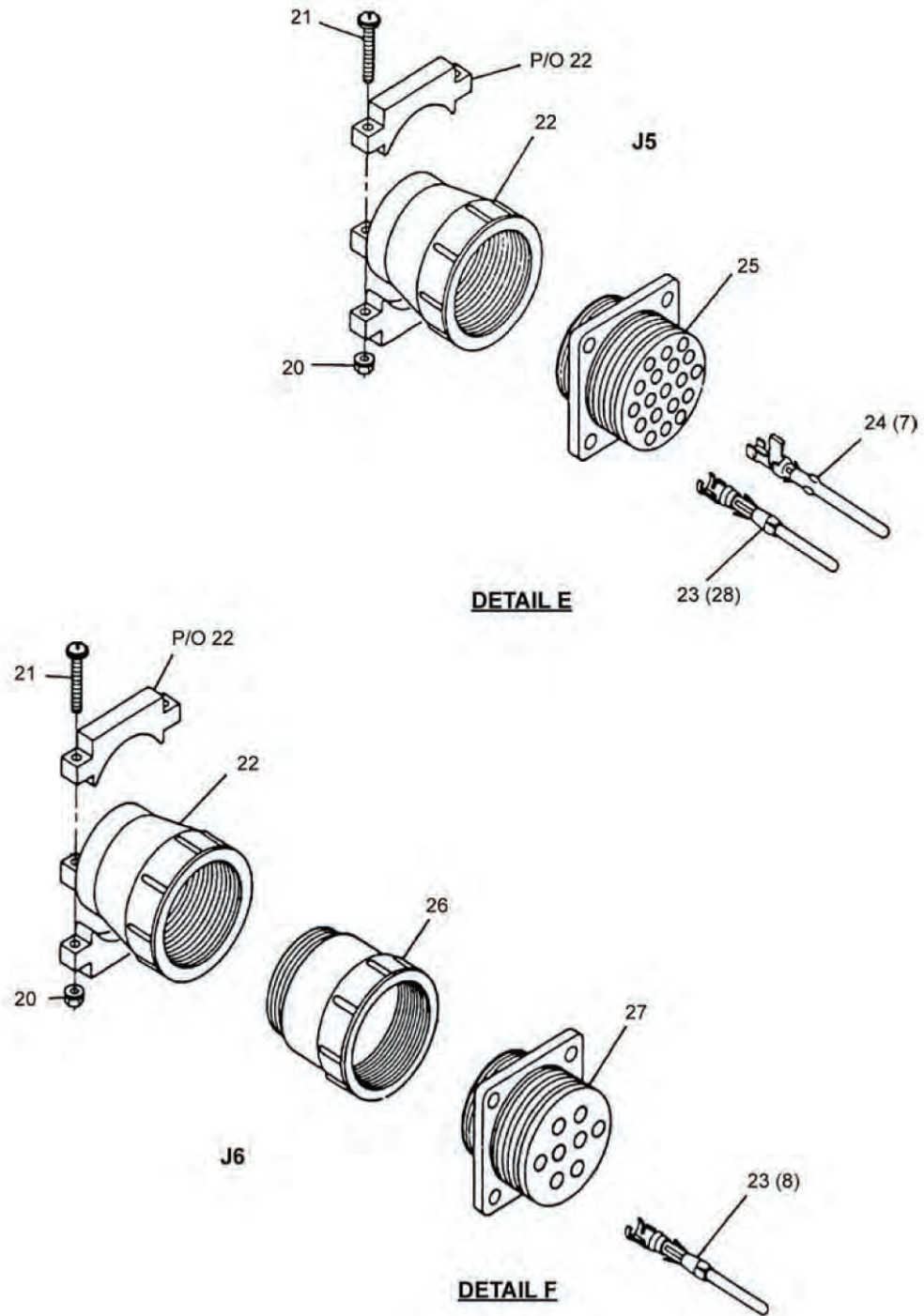


Figure 8. Control Box Harness Assembly (Sheet 8 of 25).

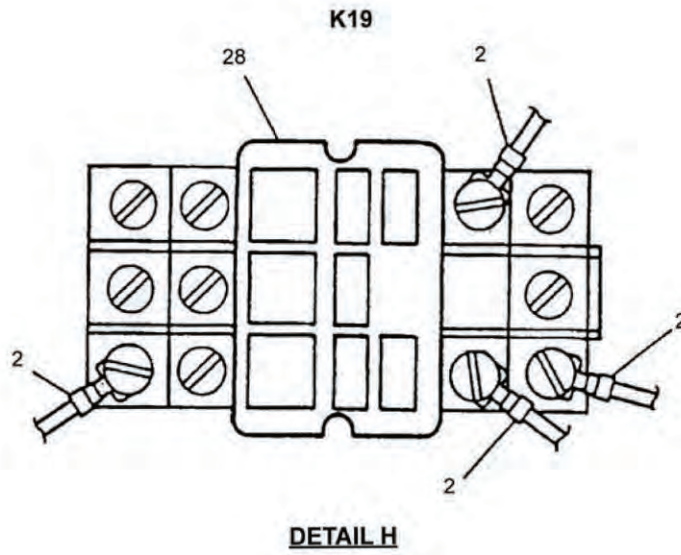
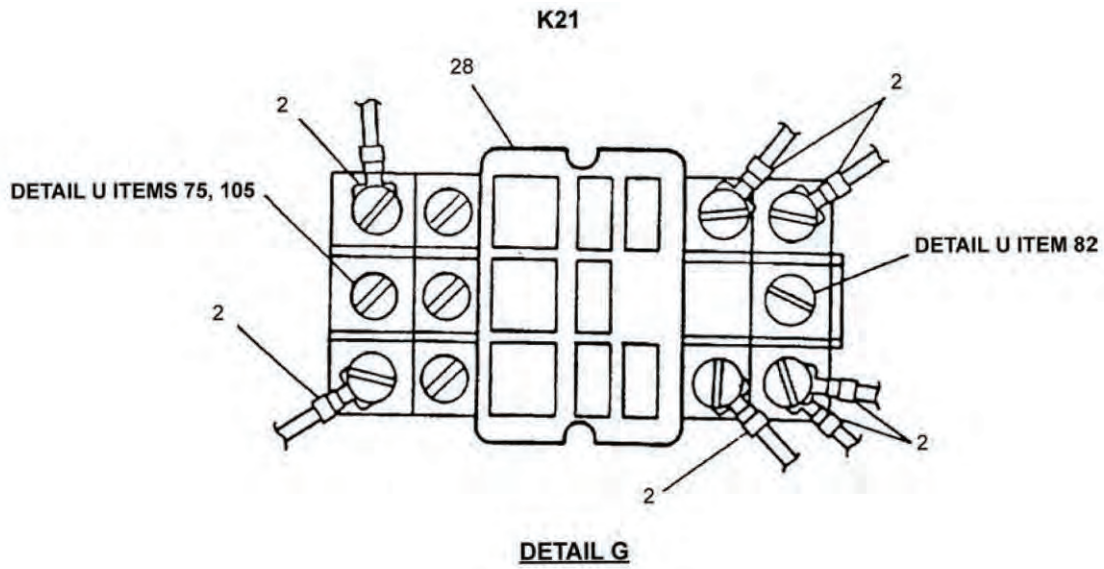


Figure 8. Control Box Harness Assembly (Sheet 9 of 25).

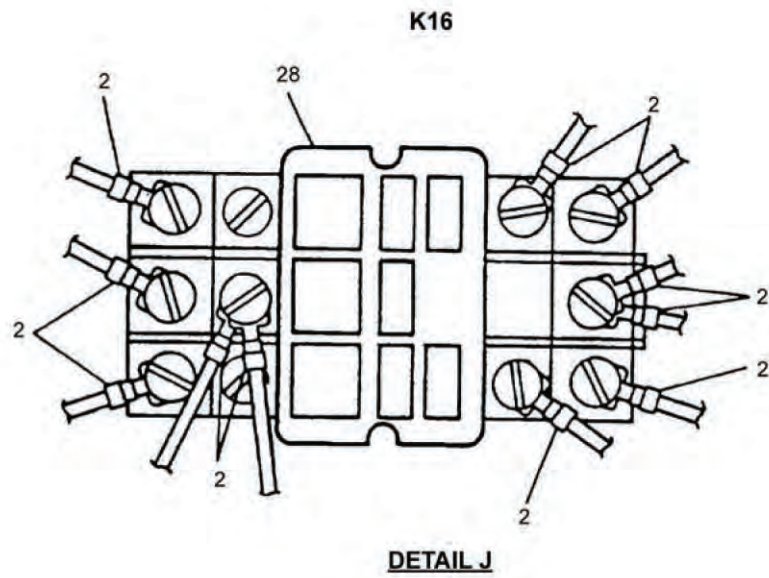
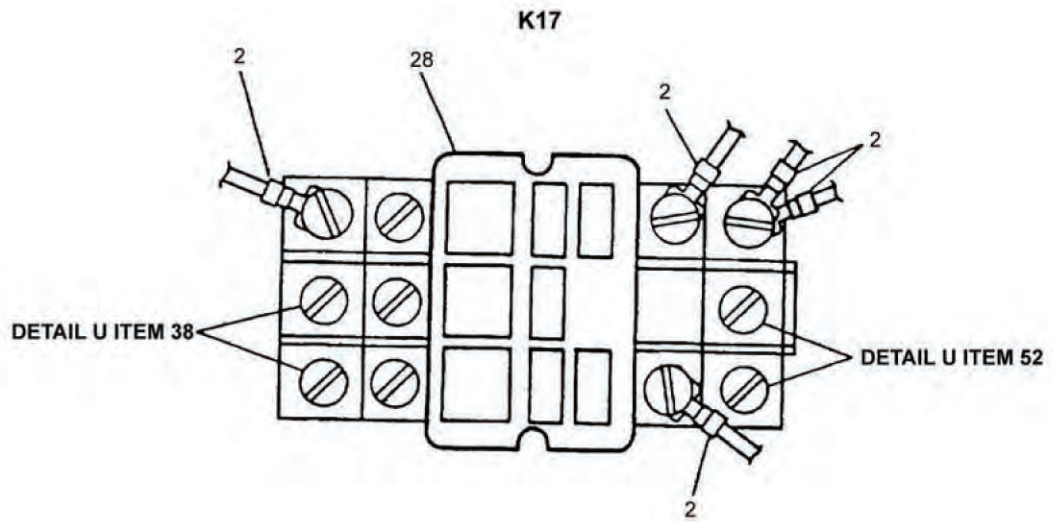


Figure 8. Control Box Harness Assembly (Sheet 10 of 25).

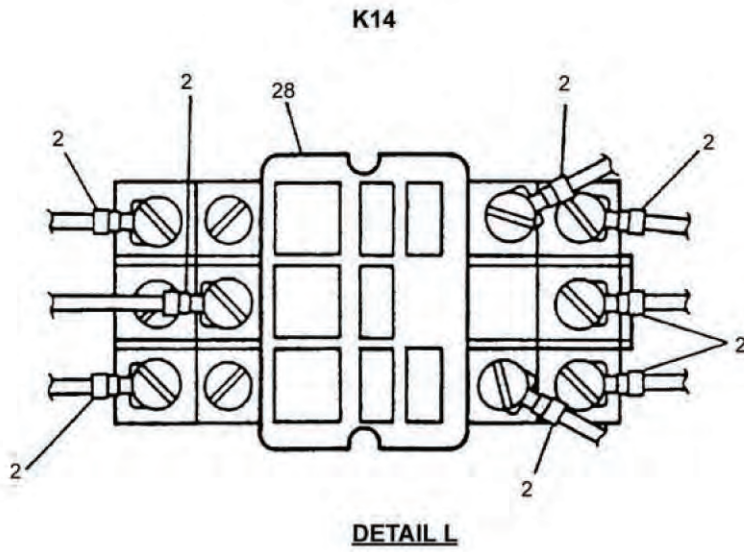
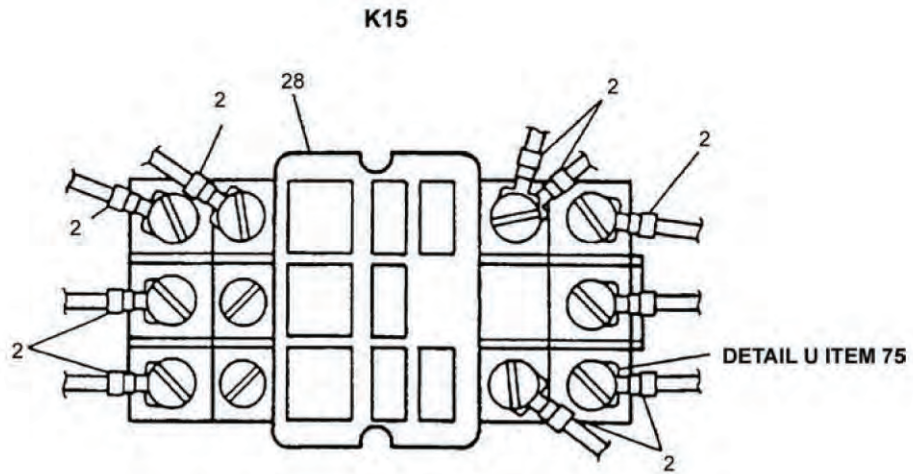


Figure 8. Control Box Harness Assembly (Sheet 11 of 25).

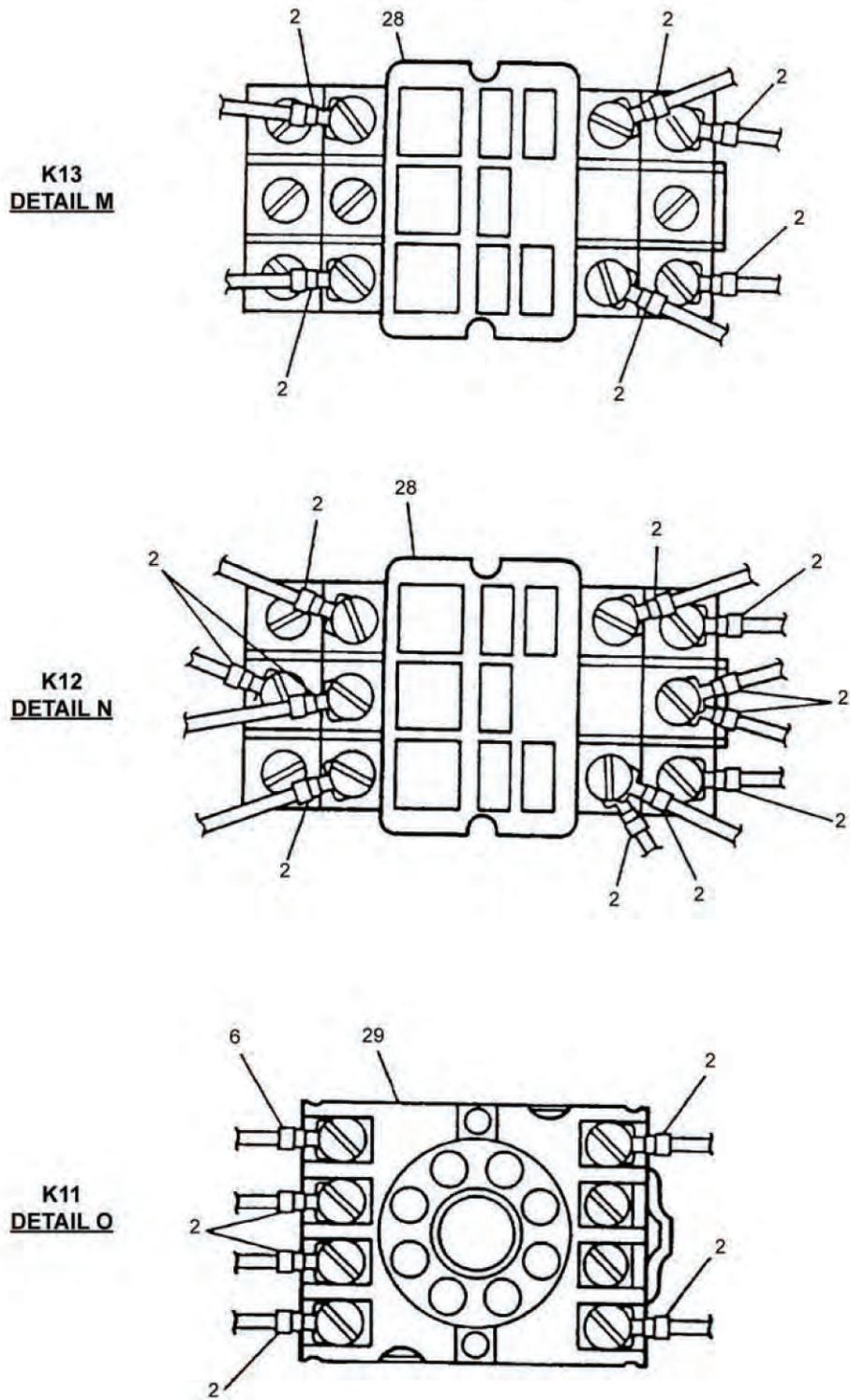


Figure 8. Control Box Harness Assembly (Sheet 12 of 25).

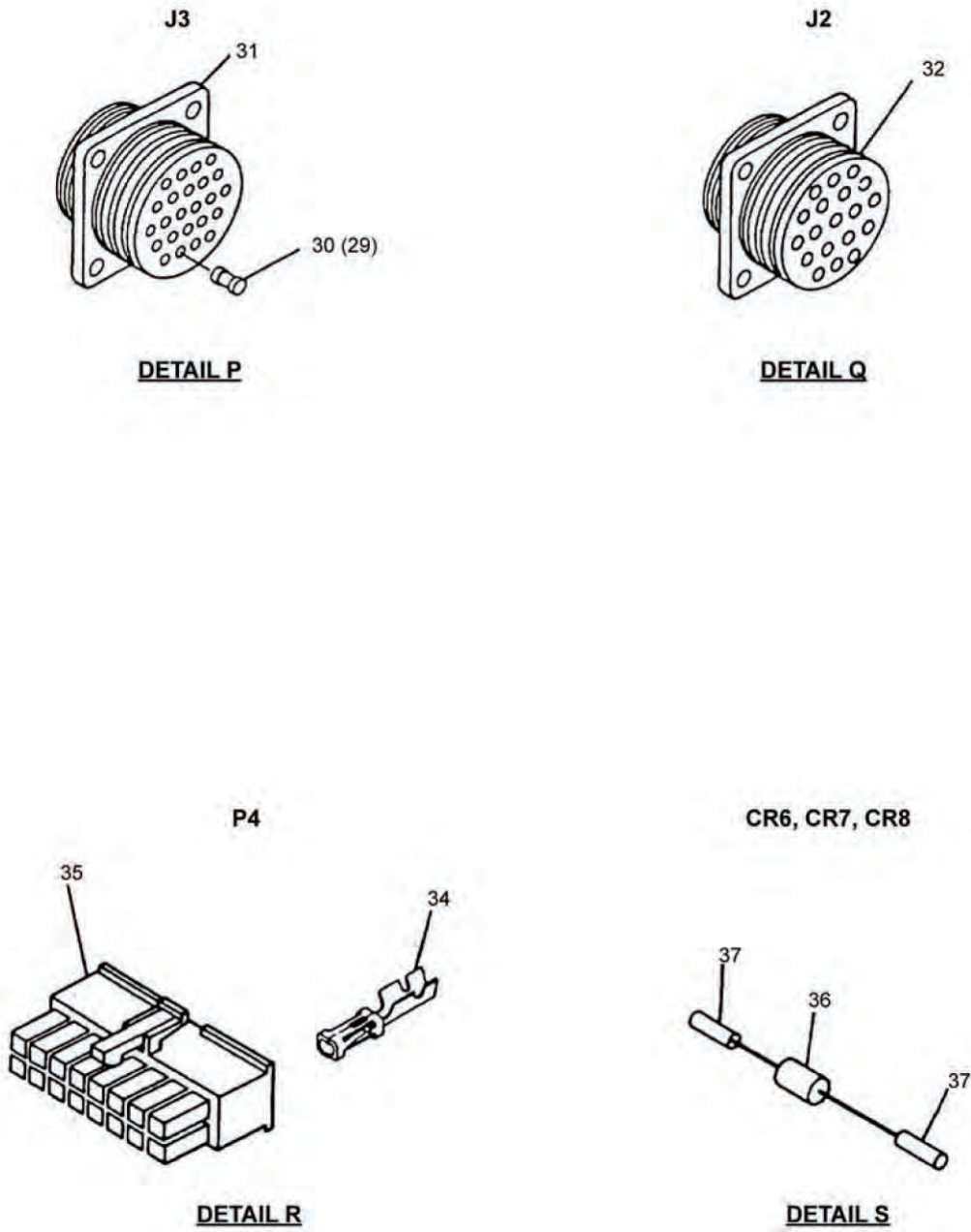


Figure 8. Control Box Harness Assembly (Sheet 13 of 25).

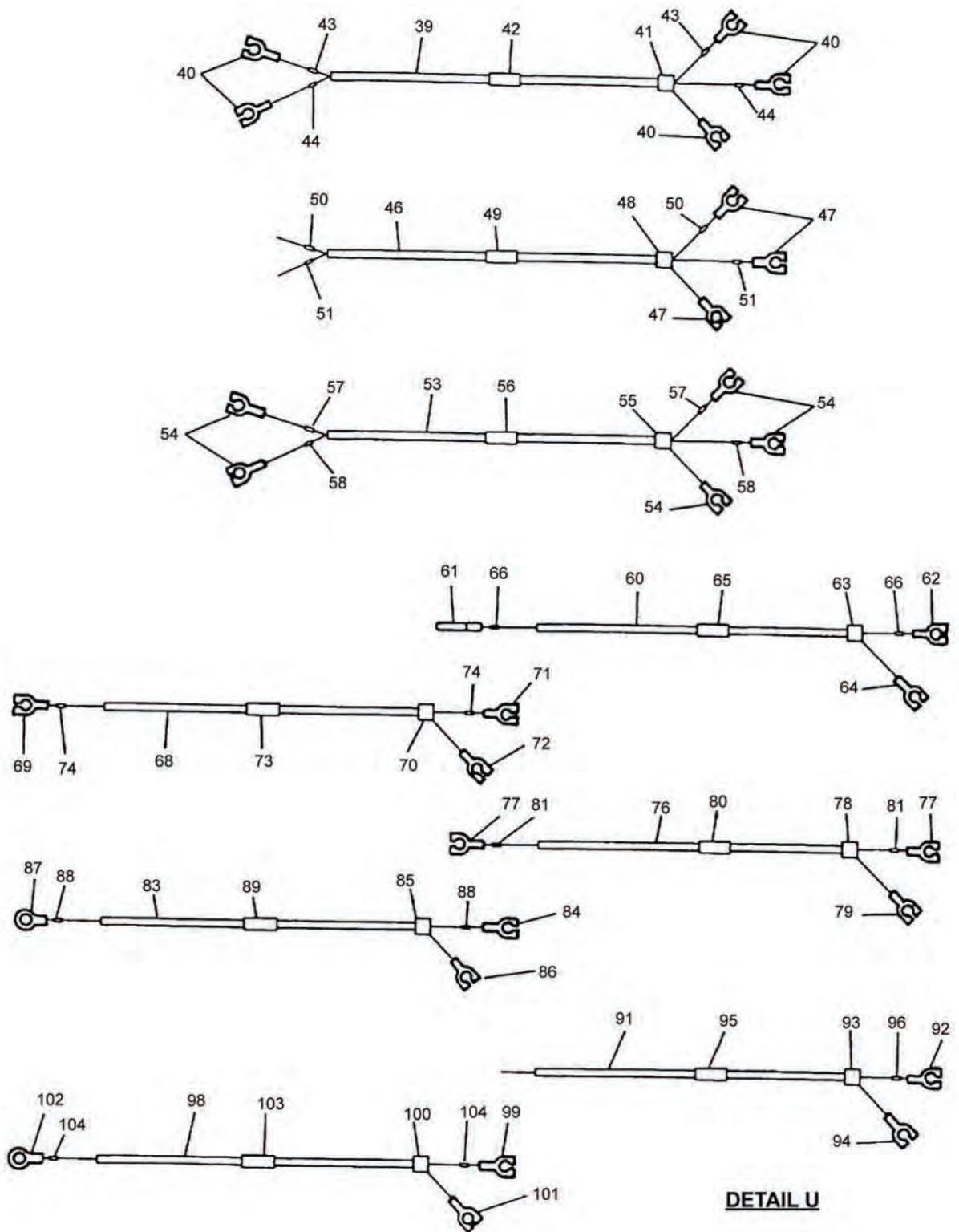


Figure 8. Control Box Harness Assembly (Sheet 14 of 25).

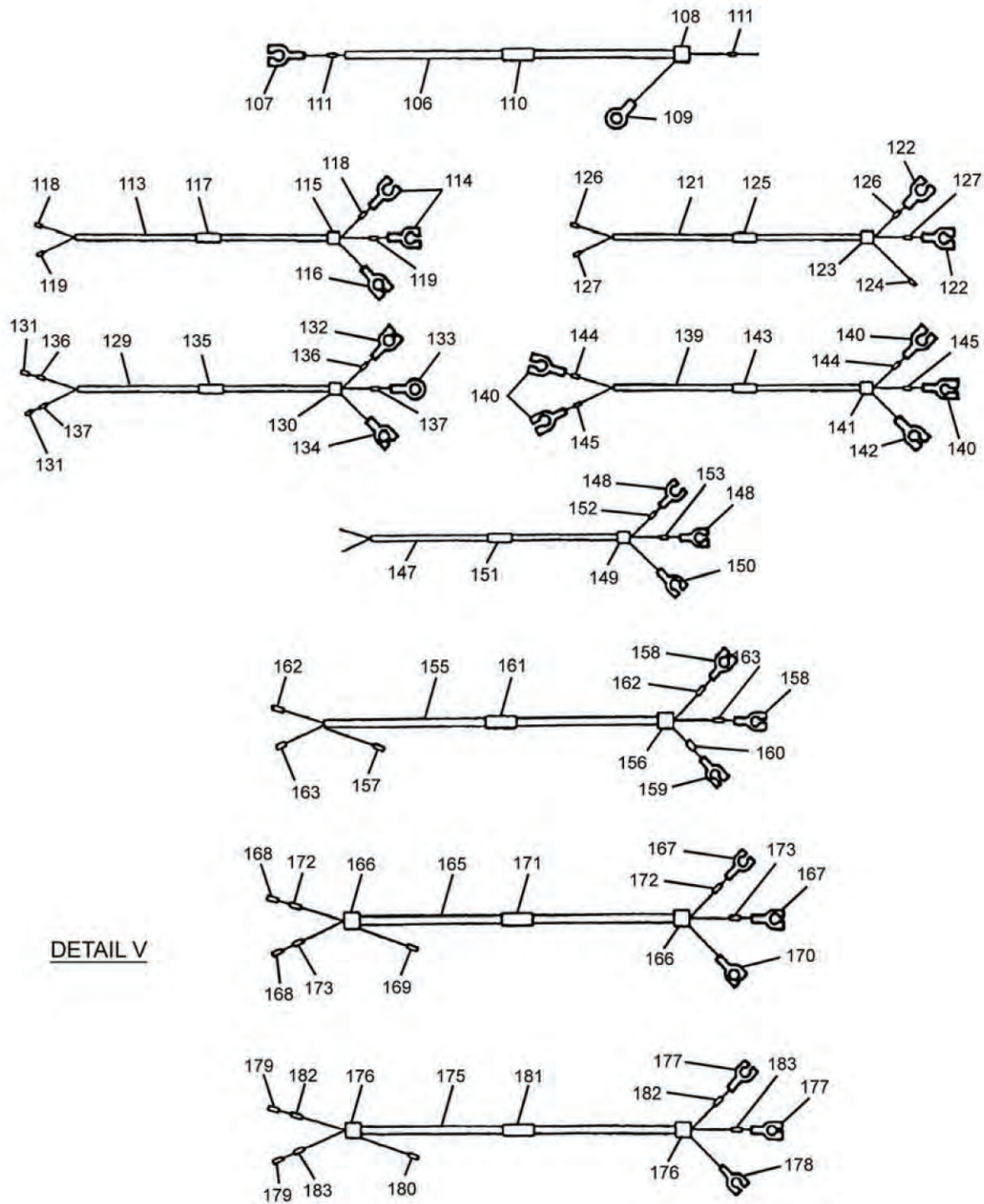


Figure 8. Control Box Harness Assembly (Sheet 15 of 25).

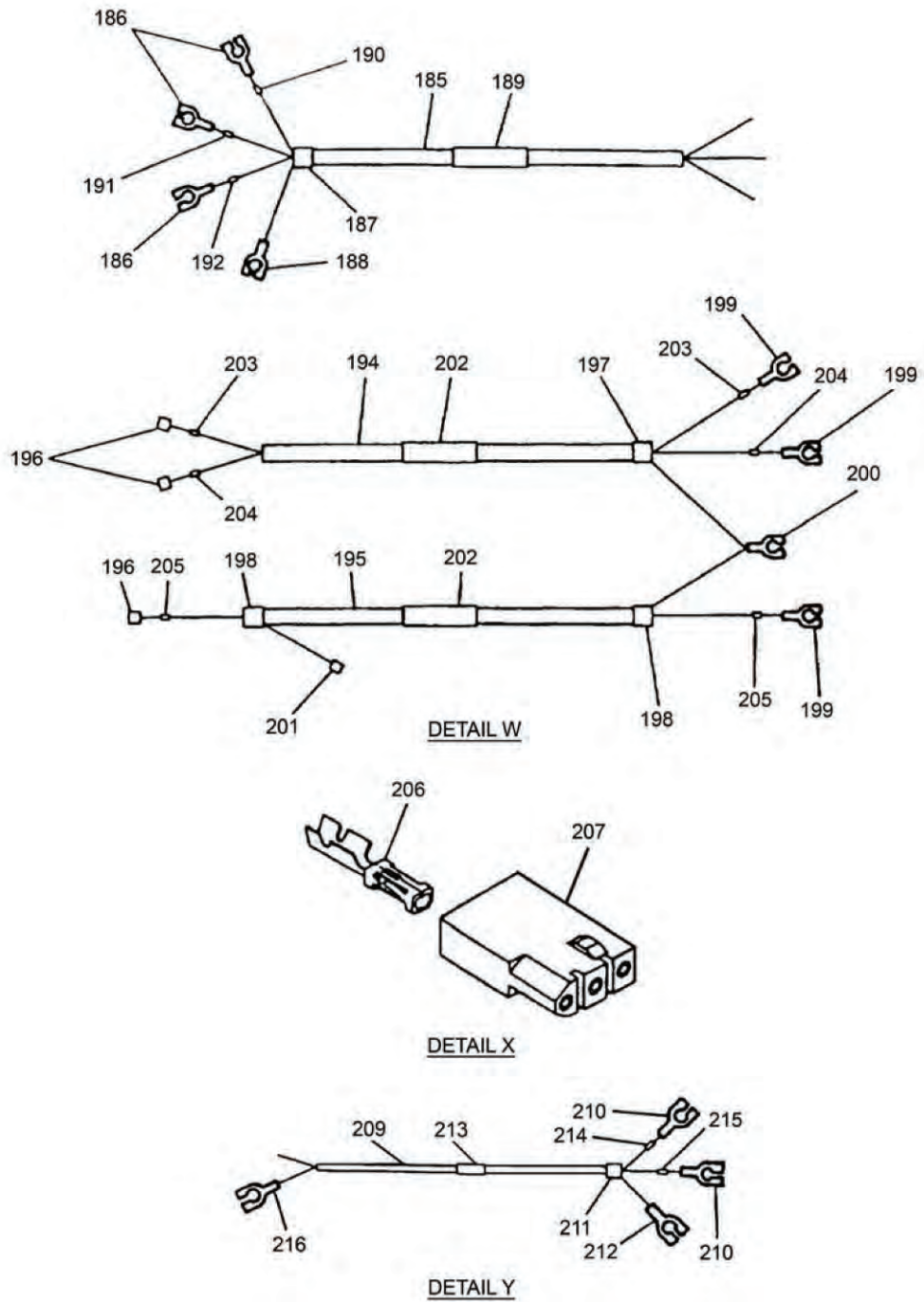


Figure 8. Control Box Harness Assembly (Sheet 16 of 25).

WIRE REF NO.	WIRE MARKING NO.	FROM	FIG.8 ITEM NO.	TO	FIG.8 ITEM NO.	FIG.8 ITEM NO.	MARKING COLOR	WIRE LENGTH
1	100AA20	J3-GND	8	TB6-1	2	15	RED	36.5
2	100AB20	M3 (-)	2	TB6-2	2	15	RED	37.0
3	100AC20	K12-B	2	TB6-3	2	15	RED	14.5
4	100AD20	J2-GND	9	TB6-6	2	15	RED	37.0
5	100AE20	K13-B	2	TB6-4	2	15	RED	22.0
6	100AF20	P4-5	34	TB6-5	2	15	RED	20.0
7	100AG20	P4-12	34	TB6-5	2	15	RED	20.0
8	100AH20	DS1-2	2	TB6-1	2	15	RED	40.0
9	100AJ20	DS2-2	2	TB6-2	2	15	RED	35.0
10	100AK20	DS3-2	2	TB6-3	2	15	RED	43.0
11	100AL20	M6-G	4	M5-G	4	15	RED	9.0
12	100AM20	M7-G	4	M6-G	4	15	RED	17.0
13	100AN20	M5-G	4	TB6-1	2	15	RED	41.0
14	100AP20	DS6-3	TIN	TB6-6	2	15	RED	30.0
15	100AR12	J2-E	-	J2-GND	10	33	RED	6.0
16	100AS20	TB6-2	2	K9-4	2	15	RED	24.0
17	100AT20	K9-4	2	K10-4	2	15	RED	5.0
18	100AV16	J1-1	11	TB6-1	6	18	RED	21.5
19	100AY20	DS7-3	TIN	TB6-3	2	15	RED	40.0
20	100AZ20	S7-8	2	TB6-2	2	15	RED	43.0
21	100F20	TB6-6	2	TB4-5	2	15	RED	19.0
22	100G16	TB4-5	6	CBGND	7	18	RED	14.0
23	100H20	A5-GP	5	TB4-4	2	15	RED	17.0
24	100T20	K10-7	2	TB6-5	2	15	RED	25.0
25	100U20	K14-7	2	TB6-5	2	15	RED	17.0
26	100V20	K21-B	2	TB6-4	2	15	RED	24.0
27	100W20	K15-9	2	TB6-4	2	15	RED	26.0
28	100X20	CPGND	4	TB6-3	2	15	RED	33.0
29	100Y20	K16-B	2	TB6-4	2	15	RED	18.5
30	100Z20	TB6-6	2	TB4-9	2	15	RED	21.5
31	101C20	J5-1	23	TB4-17	2	15	BLACK	13.0
32	101D20	S6-10	2	TB4-17	2	15	BLACK	32.5
33	100BC20	J3-B	-	K10-4	2	15	BLACK	43.0
34	102C20	J5-2	23	TB6-11	2	15	BLACK	31.0
35	102D20	K10-1	2	TB6-11	2	15	BLACK	31.5
36	102E20	S6-6	2	TB6-11	2	15	BLACK	34.5
37	102F20	DS5-1	2	TB6-11	2	15	BLACK	31.0
38	NOT USED							
39	103C20	J5-3	23	TB6-10	2	15	BLACK	31.0
40	103D20	DS4-1	2	TB6-10	2	15	BLACK	29.0
41	103E20	S6-2	2	TB6-10	2	15	BLACK	35.0
42	NOT USED							
43	185K20	J5-4	23	TB5-20	2	15	RED	24.5
44	NOT USED							
45	185J20	K17-A	2	TB5-20	2	15	RED	10.0
46	185H20	J3-V	-	TB5-20	2	15	RED	38.0
47	105B20	J5-5	23	TB5-3	2	15	RED	34.0

Figure 8. Control Box Harness Assembly (Sheet 17 of 25).

WIRE REF NO.	WIRE MARKING NO.	FROM	FIG.8 ITEM NO.	TO	FIG.8 ITEM NO.	FIG.8 ITEM NO.	MARKING COLOR	WIRE LENGTH
48	NOT USED							
49	105D20	K13-1	2	TB5-3	2	15	RED	12.0
50	105E20	DS7-2	TIN	TB5-3	2	15	RED	46.0
51	106B16	J5-6	24	K11-7	6	18	BLACK	34.0
52	107D16	J5-36	24	TB5-21	6	18	BLACK	23.0
53	107E16	A4-1	6	TB5-21	6	18	BLACK	18.0
54	107F20	A4-1	2	A3-V1	2	15	BLACK	10.0
55	107G20	A3-V1	2	R1-R	TIN	15	BLACK	43.0
56	107H16	A7-L	6	TB5-21	6	18	BLACK	24.0
57	107J16	A7-L	6	K5-1	6	18	BLACK	21.0
58	NOT USED							
59	107M16	J5-37	24	TB5-21	6	18	BLACK	24.0
60	107N20	R1-R	TIN	R1-C	TIN	15	BLACK	4.0
61	108B20	J5-8	23	A4-2	2	15	BLACK	37.5
62	108C20	A4-2	2	A3-V2	2	15	BLACK	10.0
63	109C20	J5-9	23	TB5-22	2	15	BLACK	24.0
64	109D20	K11-2	2	TB5-22	2	15	BLACK	29.0
65	109E20	A4-3	2	TB5-22	2	15	BLACK	19.0
66	109F20	A4-3	2	A3-V3	2	15	BLACK	10.0
67	109G20	A1-4	2	TB5-22	2	15	BLACK	25.0
68	NOT USED							
69	110E16	J5-10	24	TB4-15	6	18	BLACK	16.0
70	110F16	J5-11	24	TB4-15	6	18	BLACK	17.0
71	110G20	S6-12	2	TB4-14	2	15	BLACK	29.5
72	110H20	A4-8	2	TB4-14	2	15	BLACK	20.5
73	110J20	A4-8	2	A3-N1	2	15	BLACK	18.0
74	110K20	A4-9	2	A3-N2	2	15	BLACK	16.5
75	110L20	A4-10	2	A3-N3	2	15	BLACK	15.0
76	110M20	A7-L	2	TB4-14	2	15	BLACK	20.0
77	110N20	K5-6	2	TB4-15	2	15	BLACK	20.0
78	NOT USED							
79	NOT USED							
80	111B20	J5-12	23	K8-1	2	15	BLACK	19.0
81	111C20	K8-1	2	A4-4	2	15	BLACK	29.0
82	111D20	A4-4	2	R10-1	TIN	15	BLACK	25.0
83	111B20	J5-13	23	A3-L1	2	15	BLACK	41.5
84	113B20	J5-14	23	K8-2	2	15	BLACK	18.0
85	113C20	K8-2	2	A4-5	2	15	BLACK	29.0
86	113D20	A4-5	2	R11-1	TIN	15	BLACK	25.5
87	114B20	J5-15	23	A3-L2	2	15	BLACK	39.0
88	115B20	J5-16	23	K3-8	2	15	BLACK	19.5
89	115C20	K8-3	2	A4-6	2	15	BLACK	29.0
90	115D20	A4-6	2	R12-1	TIN	15	BLACK	23.0
91	116B20	J5-17	23	A3-L3	2	15	BLACK	41.0
92	117A20	A3-S1	2	S6-16	2	15	BLACK	38.0

Figure 8. Control Box Harness Assembly (Sheet 18 of 25).

WIRE REF NO.	WIRE MARKING NO.	FROM	FIG.8 ITEM NO.	TO	FIG.8 ITEM NO.	FIG.8 ITEM NO.	MARKING COLOR	WIRE LENGTH
93	118A20	A3-S2	2	S6-20	2	15	BLACK	38.0
94	119A20	A3-S3	2	S6-24	2	15	BLACK	37.0
95	120A20	A3 (+)	2	M9 (+)	3	15	BLACK	34.0
96	NOT USED							
97	122C20	J5-19	23	TB5-13	2	15	BLACK	25.0
98	NOT USED							
99	122E20	R9-1	TIN	TB5-13	2	15	BLACK	22.0
100	123C20	J5-20	23	TB5-11	2	15	BLACK	27.5
101	NOT USED							
102	123E20	R7-1	TIN	TB5-11	2	15	BLACK	24.0
103	124A20	A3 (-)	2	M9 (-)	3	15	BLACK	38.0
104	125B20	J6-23	23	J3-X	-	15	RED	64.5
105	126A20	S16-3	2	K14-4	2	15	RED	48.0
106	127A20	A5-20	2	K15-7	2	15	RED	32.0
107	128A20	K16-2	2	K15-1	2	15	RED	20.0
108	129B20	S1-3	2	TB4-10	2	15	RED	27.0
109	129C20	TB4-10	2	M5-1	4	15	RED	15.0
110	129E20	M5-1	4	M6-1	4	15	RED	7.0
111	129F20	M6-1	4	M7-1	4	15	RED	11.0
112	129G20	R15-1	TIN	TB4-12	2	15	RED	30.0
113	129H20	K12-8	2	TB4-12	2	15	RED	18.5
114	129J20	K19-A	2	TB4-11	2	15	RED	19.0
115	129K20	P4-15	34	TB4-11	2	15	RED	26.0
116	129L20	P4-14	34	TB4-11	2	15	RED	26.0
117	129N20	K10-3	2	TB4-12	2	15	RED	14.5
118	129P20	TB4-12	2	K9-3	2	15	RED	11.5
119	129S20	CR6-1	TIN	TB4-10	2	15	RED	7.0
120	NOT USED							
121	131A20	J5-22	23	A1-10	2	15	BLACK	31.0
122	132A20	J5-23	23	A1-6	2	15	BLACK	31.0
123	133A20	J5-24	23	A1-12	2	15	BLACK	29.0
124	134A20	A1-8	2	K17-7	2	15	BLACK	33.0
125	135A20	A1-9	2	TB5-4	2	15	BLACK	34.5
126	135B20	R5-R	TIN	TB5-4	2	15	BLACK	33.5
127	135C20	J5-25	23	TB5-4	2	15	BLACK	31.0
128	135D20	S11-5	2	TB5-4	2	15	BLACK	26.0
129	136A20	S12-5	2	R1-L	TIN	15	BLACK	45.0
130	137A20	S12-4	2	A1-5	2	15	BLACK	34.0
131	NOT USED							
132	NOT USED							
128	135D20	S11-5	2	TB5-4	2	15	BLACK	26.0
129	136A20	S12-5	2	R1-L	TIN	15	BLACK	45.0
130	137A20	S12-4	2	A1-5	2	15	BLACK	34.0
131	NOT USED							
132	NOT USED							

Figure 8. Control Box Harness Assembly (Sheet 19 of 25).

WIRE REF NO.	WIRE MARKING NO.	FROM	FIG.8 ITEM NO.	TO	FIG.8 ITEM NO.	FIG.8 ITEM NO.	MARKING COLOR	WIRE LENGTH
133	138A20	J5-26	23	A1-7	2	15	BLACK	27.0
134	139A20	J5-27	23	A1-11	2	15	BLACK	28.0
135	140A20	A1-3	2	TB4-13	2	15	BLACK	19.0
136	140B20	J3-J	-	TB4-13	2	15	BLACK	45.0
137	140C20	J5-28	23	TB4-13	2	15	BLACK	17.0
138	140F20	K15-6	2	TB4-13	2	15	BLACK	42.5
139	141A20	A1-1	2	TB4-16	2	15	BLACK	18.0
140	141B20	J3-F	-	TB4-16	2	15	BLACK	47.0
141	141C20	J5-29	23	TB4-16	2	15	BLACK	16.0
142	141E20	CR2-2	TIN	TB4-16	2	15	BLACK	40.0
143	142B20	J5-30	23	TB6-12	2	15	BLACK	31.0
144	143C20	R5-C	TIN	TB4-21	2	15	BLACK	15.0
145	144C20	K17-4	2	TB4-22	2	15	BLACK	26.0
146	145C20	J3-G	-	TB4-18	2	15	BLACK	48.0
147	146C20	J3-C	-	TB4-19	2	15	BLACK	48.0
148	154A20	S12-2	2	A5-1	2	15	RED	31.0
149	155A20	A5-5	2	K21-4	2	15	RED	21.0
150	158A20	A5-12	2	A4-12	2	15	BLACK	36.0
151	158B20	K9-1	2	A4-12	2	15	BLACK	15.0
152	158C20	K9-1	2	R4-R	TIN	15	BLACK	25.0
153	159A20	A5-11	2	R4-C	TIN	15	BLACK	24.0
154	160A20	K15-8	2	A5-18	2	15	RED	31.0
155	161A20	A4-11	2	K9-2	2	15	BLACK	14.0
156	161B20	K9-2	2	R4-L	TIN	15	BLACK	25.0
157	162A20	CR1-2	TIN	S17-1	2	15	RED	45.0
158	164B20	J3-d	-	TB4-2	2	15	RED	41.0
159	166C20	J6-22	23	J3-N	-	15	RED	64.0
160	167C20	K15-5	2	TB5-5	2	15	RED	17.0
161	167D20	J6-21	23	TB5-5	2	15	RED	34.0
162	167E20	J3-T	-	TB5-5	2	15	RED	31.5
163	168D20	J6-5	23	TB5-7	2	15	RED	33.5
164	168E20	J3-b	-	TB5-7	2	15	RED	32.5
165	168F20	K14-8	2	TB5-7	2	15	RED	11.0
166	169B20	J6-20	23	TB5-8	2	15	RED	33.0
167	169C20	K16-7	2	TB5-8	2	15	RED	11.0
168	169D20	J3-a	-	TB5-8	2	15	RED	34.0
169	171A20	K19-B	2	TB5-6	2	15	RED	15.5
170	171B20	J6-19	23	TB5-6	2	15	RED	33.0
171	171C20	J3-Z	-	TB5-6	2	15	RED	32.0
172	172A20	S1-1	2	TB5-9	2	15	RED	26.0
173	172B20	J3-Y	-	TB5-9	2	15	RED	35.0
174	172C20	J6-18	23	TB5-9	2	15	RED	32.0
175	173A20	J5-31	23	S1-5	2	15	RED	44.0
176	174D20	J5-32	23	J3-0	-	15	RED	61.0
177	175A20	J5-33	23	M5-S	4	15	RED	50.0

Figure 8. Control Box Harness Assembly (Sheet 20 of 25).

WIRE REF NO.	WIRE MARKING NO.	FROM	FIG.8 ITEM NO.	TO	FIG.8 ITEM NO.	FIG.8 ITEM NO.	MARKING COLOR	WIRE LENGTH
178	176A20	J5-34	23	M6-S	4	15	RED	47.0
179	177A20	J5-35	23	M7-S	4	15	RED	44.0
180	179A20	MT4-2	4	M4 (+)	3	15	RED	37.0
181	180A20	CB1-1	4	TB5-2	2	15	RED	35.0
182	180B20	K14-A	2	TB5-1	2	15	RED	13.5
183	180C20	K14-9	2	TB5-1	2	15	RED	12.5
184	180D20	S1-8	2	TB5-1	2	15	RED	32.0
185	180E20	P4-4	34	TB5-1	2	15	RED	17.0
186	180F20	S2-2	2	S1-4	2	15	RED	29.0
187	NOT USED							
188	180H20	J3-U	-	TB5-2	2	15	RED	34.0
189	181A20	M2 (+)	3	A7 (+)	2	15	BLACK	34.0
190	182A20	M2 (-)	3	A7 (-)	2	15	BLACK	34.0
191	183A20	M8-1	3	S6-15	2	15	BLACK	11.0
192	184A20	M8-2	3	S6-17	2	15	BLACK	7.0
193	184B20	S6-13	2	K8-4	2	15	BLACK	31.0
194	184C20	K8-4	2	A4-7	2	15	BLACK	22.0
195	184D20	A4-7	2	R12-2	TIN	15	BLACK	32.0
196	185A20	K21-A	2	TB5-14	2	15	RED	14.0
197	185B20	CR4-2	TIN	TB5-15	2	15	RED	23.0
198	185C20	K21-6	2	TB5-14	2	15	RED	14.0
199	185D20	S12-3	2	TB5-15	2	17	RED	TBD
200	185E20	TB5-14	2	TB5-20	2	15	RED	6.5
201	185F20	A5-19	2	TB5-15	2	15	RED	31.0
202	185G20	TB5-15	2	M3 (+)	2	15	RED	TBD
203	186A20	M1 (-)	3	S6-7	2	15	BLACK	11.0
204	187A20	M1 (+)	3	S6-1	2	15	BLACK	15.0
205	188A20	S2-3	2	TB6-7	2	15	RED	32.0
206	188B20	DS1-1	2	TB6-7	2	15	RED	37.0
207	188C20	DS2-1	2	TB6-7	2	15	RED	42.0
208	188D20	DS3-1	2	TB6-7	2	15	RED	51.0
209	189A20	K15-B	2	CR8-1	TIN	15	RED	15.0
210	190A20	S1-7	2	TB6-8	2	15	RED	33.0
211	190B20	K15-A	2	TB6-8	2	15	RED	29.5
212	190C20	CR4-1	TIN	TB6-8	2	15	RED	9.0
213	190E20	J3-P	-	K15-A	2	15	RED	55.5
214	191A16	J5-18	24	J1-2	11	18	BLACK	52.5
215	NOT USED							
216	193A16	J5-21	24	J1-3	11	18	BLACK	53.0
217	194A20	K11-3	2	R7-2	TIN	15	BLACK	20.0
218	195A20	DS4-2	2	S11-12	2	15	BLACK	12.0
219	196A20	DS5-2	2	K10-2	2	15	BLACK	20.0
220	196B20	K10-2	2	S11-9	2	15	BLACK	16.0
221	197A20	S11-11	2	TB5-10	2	15	BLACK	23.0
222	197B20	R6-1	TIN	TB5-10	2	15	BLACK	24.0

Figure 8. Control Box Harness Assembly (Sheet 21 of 25).

WIRE REF NO.	WIRE MARKING NO.	FROM	FIG.8 ITEM NO.	TO	FIG.8 ITEM NO.	FIG.8 ITEM NO.	MARKING COLOR	WIRE LENGTH
223	197C20	K11-1	2	TB5-10	2	15	BLACK	11.0
224	198A20	S11-8	2	TB5-12	2	15	BLACK	22.0
225	198B20	R8-1	TIN	TB5-12	2	15	BLACK	23.0
226	198C20	K11-8	2	TB5-12	2	15	BLACK	12.5
227	199A20	S5-3	2	K8-11	2	15	RED	20.0
228	200A20	K11-6	2	R9-2	TIN	15	BLACK	18.5
229	201A20	MT4-3	4	M4 (-)	3	15	RED	39.0
230	202A20	P4-3	34	K12-9	2	15	RED	39.0
231	203A20	P4-9	34	K5-3	2	15	RED	23.0
232	204A20	P4-10	34	K16-9	2	15	RED	43.5
233	205A20	P4-11	34	K8-9	2	15	RED	31.0
234	206A20	P4-13	34	S7-4	2	15	RED	40.0
235	207A20	CB1-2	4	S17-2	2	15	RED	53.0
236	208A20	P4-17	34	K9-6	2	15	RED	11.0
237	209A20	P4-18	34	K8-6	2	15	RED	27.0
238	168G20	TB5-7	2	K8-5	2	15	RED	17.0
239	168H20	K5-2	2	K19-6	2	15	RED	42.0
240	168J20	K5-2	2	K8-10	2	15	RED	19.0
241	168K20	K8-10	2	K9-5	2	15	RED	24.0
242	168L20	K9-5	2	K5-7	2	15	RED	21.5
243	168M20	K5-7	2	K8-5	2	15	RED	19.0
244	212A20	K12-3	2	K13-3	2	15	RED	4.5
245	NOT USED							
246	214A20	P4-1	34	J16-4	2	15	RED	41.0
247	215A20	P4-7	34	K14-6	2	15	RED	40.0
248	NOT USED							
249	NOT USED							
250	217A20	K16-6	2	K5-8	2	15	RED	43.0
251	NOT USED							
252	220A20	P4-2	34	K19-9	2	15	RED	46.0
253	221A20	S7-5	2	TB5-16	2	15	RED	26.0
254	NOT USED							
255	221C20	K12-A	2	TB5-16	2	15	RED	11.0
256	221D20	K12-5	2	TB5-16	2	15	RED	14.5
257	NOT USED							
258	223A20	J6-6	23	P4-8	34	15	RED	47.0
259	NOT USED							
260	NOT USED							
261	225E20	J3-S	-	TB5-17	2	15	RED	36.5
262	NOT USED							
263	225G20	K21-9	2	TB5-17	2	15	RED	11.5
264	225H20	K21-9	2	K12-2	2	15	RED	24.0
265	228A20	S7-7	2	K12-7	2	15	RED	59.0
266	NOT USED							
267	NOT USED							

Figure 8. Control Box Harness Assembly (Sheet 22 of 25).

<u>WIRE REF NO.</u>	<u>WIRE MARKING NO.</u>	<u>FROM</u>	<u>FIG.8 ITEM NO.</u>	<u>TO</u>	<u>FIG.8 ITEM NO.</u>	<u>FIG.8 ITEM NO.</u>	<u>MARKING COLOR</u>	<u>WIRE LENGTH</u>
268	NOT USED							
269	NOT USED							
270	233A20	K14-B	2	TB5-19	2	15	RED	14.5
271	233B20	K21-7	2	TB5-19	2	15	RED	12.0
272	233C20	S16-2	2	TB5-19	2	15	RED	22.0
273	234A20	K15-4	2	R14-1	TIN	15	RED	21.0
274	239A20	DS7-1	TIN	TB6-9	2	15	RED	30.0
275	239B20	R15-2	TIN	TB6-9	2	15	RED	9.5
276	239C20	DS6-1	TIN	TB6-9	2	15	RED	36.0
277	240B20	J5-7	23	TB5-18	2	15	RED	27.0
278	240C20	K17-B	2	TB5-18	2	15	RED	8.5
279	240D20	S5-5	2	TB5-18	2	15	RED	19.5
280	240E20	CR3-1	TIN	TB5-18	2	15	RED	18.0
281	241A20	S7-9	2	DS6-2	TIN	15	RED	8.0
282	242A20	S5-2	2	CR3-2	TIN	15	RED	42.5
283	129R20	K12-8	2	K16-5	2	15	RED	11.0
284	248C20	CR6-2	TIN	TB4-3	2	15	RED	7.0
285	249A20	K16-A	2	K16-8	2	15	RED	3.0
286	134B20	K17-7	2	S11-4	2	15	BLACK	52.0
287	135F20	A1-9	2	S11-2	2	15	BLACK	51.0
288	142A20	TB6-12	2	R5-L	TIN	15	BLACK	33.0
289	142D20	TB6-12	2	S11-1	2	15	BLACK	28.0
290	250A20	K12-1	2	CR8-2	TIN	15	RED	3.0
291	128B20	K16-2	2	CR7-1	TIN	15	RED	6.0
292	249B20	K16-8	2	CR7-2	TIN	15	RED	6.0
293	100BD20	J3-D	-	K12-B	2	15	RED	50.0
294	301A20	K13-7	2	K8-12	2	15	RED	47.0
295	302A20	P4-16	34	S7-1	2	15	RED	42.0
296	303A20	K13-A	2	S7-2	2	15	RED	63.0
297	305A20	K13-9	2	K14-2	2	15	RED	19.5
298	306A20	S5-6	2	K10-8	2	15	RED	27.0
299	NOT USED							
USABLE ON 86Q, 86R ONLY								
300	225N16	J61-1	206	TB5-17	6	18	RED	45.0
301	164N16	J61-2	206	CB2-2	11	18	RED	30.0
302	165R16	J61-3	206	MT4-4	4A	18	RED	28.0
303	163K16	MT4-1	4A	CB2-1	11	18	RED	21.0

Figure 8. Control Box Harness Assembly (Sheet 23 of 25).

SHIELDED CABLE CONNECTION TABLE						
CABLE ITEM NO.	WIRE	FROM	FIG.8 ITEM NO.	TO	FIG.8 ITEM NO.	WIRE LENGTH
38	(SHIELD)	(CUTOFF)	-	A5-15	40	27.5
	156A20	K17-5	40	A5-14	40	27.5
	157A20	K17-6	40	A5-13	40	27.5
45	(SHIELD)	(CUTOFF)	-	TB4-20	40	56.0
	143B20	J3-H	40	TB4-21	40	56.0
	144B20	J3-E	40	TB4-22	40	56.0
52	(SHIELD)	(CUTOFF)	-	TB4-20	40	17.0
	145A20	K17-8	40	TB4-18	40	17.0
	146A20	K17-9	40	TB4-19	40	17.0
59	(SHIELD)	(CUTOFF)	-	TB4-4	64	26.0
	163C16	J6-7	61	TB4-1	62	26.0
67	(SHIELD)	CBGND	72	(CUTOFF)	-	26.0
	100J16	CBGND	69	A5-4	71	26.0
75	(SHIELD)	K15-9	79	(CUTOFF)	-	27.0
	151A16	K21-5	77	A5-3	77	27.0
82	(SHIELD)	(CUTOFF)	-	A5-GP	86	30.0
	165G16	MT4-4	87	K21-8	84	30.0
90	(SHIELD)	(CUTOFF)	-	TB4-5	94	39.0
	178C16	CR1-1	-	TB4-6	92	39.0
97	(SHIELD)	(CUTOFF)	-	TB4-4	101	13.5
	163A16	MT4-1	102	TB4-1	99	13.5
105	(SHIELD)	J3-GND	109	(CUTOFF)	-	55.0
	151B16	J3-M	107	K21-5	-	55.0
112	(SHIELD)	(CUTOFF)	-	TB4-20	116	46.0
	145B16	J2-A	-	TB4-18	114	46.0
	146B16	J2-B	-	TB4-19	114	46.0
120	(SHIELD)	(CUTOFF)	-	TB4-9	124	44.0
	147D16	J3-y	-	TB4-7	122	44.0
	148D16	J3-x	-	TB4-8	122	44.0
128	(SHIELD)	(CUTOFF)	-	CBGND	134	20.0
	100E16	J6-1	131	CBGND	132	20.0
	165D16	J6-2	131	MT4-4	133	20.0
138	(SHIELD)	(CUTOFF)	-	TB4-9	142	12.0
	147C16	A5-16	140	TB4-7	140	12.0
	148C16	A5-17	140	TB4-8	140	12.0
146 UOC: EMK, YNN	(SHIELD)	(CUTOFF)	-	TB4-4	150	19.5
	163B16	FU1-1	-	TB4-1	148	19.5
	164A16	FU1-2	-	TB4-2	148	19.5
154	(SHIELD)	K2-GND	157	TB4-20	159	46.0
	143A16	J2-C	-	TB4-21	158	46.0
	144A16	J2-D	-	TB4-22	158	46.0

Figure 8. Control Box Harness Assembly (Sheet 24 of 25).

SHIELDED CABLE CONNECTION TABLE						
CABLE ITEM NO.	WIRE	FROM	FIG.8 ITEM NO.	TO	FIG.8 ITEM NO.	WIRE LENGTH
164	(SHIELD)	J6-15	169	A5-GP	170	35.0
	149A16	J6-13	168	A5-10	167	35.0
	150A16	J6-14	168	A5-9	167	35.0
174	(SHIELD)	J6-12	180	TB4-9	178	23.0
	147A16	J6-10	179	TB4-7	177	23.0
	148A16	J6-11	179	TB4-8	177	23.0
184	(SHIELD)	A5-GP	188	(CUTOFF)	-	53.0
	152A20	A5-8	186	R2-L	-	53.0
	153A20	A5-6	186	R2-R	-	53.0
	192B20	A5-7	186	R2-C	-	53.0
193	(SHIELD)	J6-9	196	TB4-5	199	24.5
	(SHIELD)	(CUTOFF)	-	TB4-5	201	24.5
	164C16	J6-4	196	TB4-2	199	24.5
	178B16	J6-8	196	TB4-6	199	24.5
	248B16	J6-3	196	TB4-3	200	24.5
208 UOC: 86Q, 86R	(SHIELD)	(CUTOFF)	-	TB4-4	212	19.5
	163B16	CB2-1	216	TB4-1	210	19.5
	164A16	CB2-2	-	TB4-2	210	19.5

Figure 8. Control Box Harness Assembly (Sheet 25 of 25).

(1)	(2)		(3)	(4)	(5)	(6)	(7)
ITEM NO	SMR CODE		NSN	CAGEC	PART NUMBER	DESCRIPTION AND USABLE ON CODE (UOC)	QTY
	a. ARMY	b. AIR FORCE					
GROUP 03 CONTROL BOX ASSEMBLY							
FIG. 8 CONTROL BOX HARNESS ASSEMBLY							
1	PBFFF	PBOOO	6150-01-383-6511	30554	88-22303	... WIRING HARNESS, BRANCH (NOT SHOWN) UOC: EMK	1
1	PBFFF	PBOOO	6150-01-384-0013	30554	88-22664	... WIRING HARNESS, BRANCH (NOT SHOWN) UOC: YNN	1
1	PBFFF	PBOOO		30554	97-24049	... WIRING HARNESS, BRANCH (NOT SHOWN) UOC: 86Q	1
1	PBFFF	PBOOO		30554	97-24060	... WIRING HARNESS, BRANCH (NOT SHOWN) UOC: 86R	1
2	PAFZZ	PAOZZ	5940-01-425-2020	30554	88-20274-1	... TERMINAL, SPADE #6, 22-18 AWG UOC: EMK, 86Q	366
2	PAFZZ	PAOZZ	5940-01-425-2020	30554	88-20274-1	... TERMINAL, SPADE #6 22-18 AWG UOC: YNN, 86R	360
3	PAFZZ	PAOZZ	5940-00-113-8184	96906	MS25036-150	... TERMINAL, LUG 1/4, 22-18 AWG	10
4	PAFZZ	PAOZZ	5940-01-531-6448	30554	88-20274-3	... TERMINAL, SPADE #8, 22-18 AWG	18
4	PAFZZ	PAOZZ	5940-00-283-5281	96906	MS25036-109	... TERMINAL, LUG 5/16, 16-14 AWG UOC: 86Q, 86R	2
5	PAFZZ	PAOZZ	5940-01-369-2270	30554	88-20274-4	... TERMINAL, SPADE #10, 22-18 AWG	1
6	PAFZZ	PAOZZ	5940-01-110-6423	30554	88-20274-5	... TERMINAL, SPADE #6, 16-14 AWG UOC: EMK, YNN	13
6	PAFZZ	PAOZZ	5940-01-367-9569	30554	88-20274-5	... TERMINAL, SPADE #6, 16-14 AWG UOC: 86Q, 86R	14
7	PAFZZ	PAOZZ	5940-01-367-9569	30554	88-20274-6	... TERMINAL, SPADE #10, 16-14 AWG	1
8	PAFZZ	PAOZZ	5940-00-557-1629	96906	MS25036-149	... TERMINAL, LUG #8, 22-18 AWG	1
9	PAFZZ	PAOZZ	5940-00-113-9828	96906	MS25036-148	... TERMINAL, LUG #4, 22-18 AWG	1
10	PAFZZ	PAOZZ	5940-01-368-6774	30554	88-22071	... TERMINAL, LUG #4, 12-10 AWG	1
11	PAFZZ	PAOZZ	5940-01-259-2190	30554	88-20274-11	... TERMINAL, SPADE #8, 16-14 AWG	3
12	PAFZZ	PAOZZ	5975-00-111-3208	96906	MS3367-5-9	... STRAP, TIEDOWN, ELECT	V
13	PAFZZ	PAOZZ	5975-00-074-2072	96906	MS3367-1-9	... STRAP, TIEDOWN, ELECT	V
14	PAFZZ	PAOZZ	5975-00-944-1499	96906	MS3368-1-9A	... STRAP, TIEDOWN, ELECT	1
15	MFFZZ	MOO	6145-00-851-8505	81349	M5086/2-20-9	... WIRE, ELECTRICAL	1
16	XDFZZ	XB	5999-01-366-2621	30554	88-21183-2	... CONTACT, ELECTRICAL	11
17	XDFZZ	XB	6150-01-384-0013	30554	88-21181-12	... TERMINAL BLOCK TB6	1
18	MFFZZ	MOO	6145-00-578-6605	81349	M5086/2-16-9	... WIRE, ELECTRICAL	1

(1)	(2)		(3)	(4)	(5)	(6)	(7)
ITEM NO	SMR CODE		NSN	CAGEC	PART NUMBER	DESCRIPTION AND USABLE ON CODE (UOC)	QTY
	a. ARMY	b. AIR FORCE					
19	XDFZZ	XB	5940-01-531-6040	30554	88-21181-22	... TERMINAL BLOCK TB4 AND TB5	2
20	PAFZZ	PAOZZ	5310-00-836-3520	30554	69-561-1	... NUT, PLAIN, ASSEMBLED	4
21	PAFZZ	PAOZZ	5305-01-367-2314	30554	69-662-11	... SCREW, ASSEMBLED WAS	4
22	PAFZZ	PAOZZ	5935-01-312-7038	30554	88-22312	... CLAMP, CABLE, ELECTRICAL	2
23	PAFZZ	PAOZZ	5999-01-366-5119	30554	88-21941	... PIN	41
24	PAFZA	PAOZA	5999-01-463-4017	30554	88-31943	... PIN	7
25	PAFZZ	PAOZZ	5935-01-014-7861	30554	88-21939	... CONNECTOR BODY, RECEP, J5	1
26	PAFZZ	PAOZZ	5935-01-104-6137	30554	88-22313	... EXTENSION, ELECTRICAL	1
27	PAFZZ	PAOZZ	5935-01-102-0366	30554	88-21981	... CONNECTOR BODY, RECEP, J6	1
28	PAFZZ	PAOZZ	5935-01-367-4422	30554	88-21084	... SOCKET, PLUG-IN, ELECT K12-K21	8
29	PAFZZ	PAOZZ	5935-01-383-2612	30554	88-21897-1	... SOCKET, PLUG-IN, ELECT, K11	1
30	PAFZZ	PAOZZ	5935-00-823-5322	96906	MS25251-16	... PLUG, END SEAL, ELECT	29
31	PAFZZ	PAOZZ	5935-01-102-7124	19207	12258941	... CONNECTOR, RECEP, J3	1
32	PAFZZ	PAOZZ	5935-00-852-9611	96906	MS3102R18-11P	... PLUG, CONNECT, ELECT, J2	1
33	MFFZZ	MOO	6145-00-578-7514	81349	M5086/2-12-9	.. WIRE, ELECTRICAL	1
34	PAFZZ	PAOZZ	5999-01-320-7853	30554	88-21730	... CONTACT, ELECTRICAL	17
35	PAFZZ	PAOZZ	5935-01-366-9934	30554	88-21729	... CONNECTOR BODY, PLUG	1
36	PAFZZ	PAOZZ	5961-00-295-5757	50434	1901-0759	... SEMICONDUCTOR DEVICE CR6, CR7, AND CR8	3
37	MFFZZ	MOO	5970-00-812-2969	81349	M23053/5-104-0	.. INSULATION, SLEEVING 1.25 INCHES REQUIRED	4
38	AFFFF	AOO		30554	88-22098-1	... CABLE ASSY, SHIELDED (NOT SHOWN)	1
39	MFFZZ	MOO		30554	88-22098-1-1	... CABLE, SHIELDED MAKE FROM P/N M27500-20TE2T14 (81349), 27.5 INCHES REQUIRED	1
40	PAFZZ	PAOZZ	5940-01-425-2020	30554	88-20274-1	... TERMINAL, SPADE #6, 22-18 AWG	5
41	PAFZZ	PAOZZ	5940-01-135-7081	30554	88-20596-2	... SHIELD, TERMINATION CUT WIRE LEAD TO 3 INCHES	1
42	MFFZZ	MOO		30554	88-22629-004	... MARKER, IDENTIFICATION MAKE FROM P/N M23053/5-105-9 (81349), 1.25 INCHES REQUIRED	1
43	MFFZZ	MOO		30554	88-22629-002	... MARKER, IDENTIFICATION MAKE FROM P/N M23053/5-105-9 (81349), 1.25 INCHES REQUIRED	2
44	MFFZZ	MOO		30554	88-22629-005	... MARKER, IDENTIFICATION MAKE FROM P/N M23053/5-105-9 (81349), 1.25 INCHES REQUIRED	1
45	AFFFF	AOO		30554	88-22098-2	... CABLE ASSY, SHIELDED (NOT SHOWN)	1
46	MFFZZ	MOO		30554	88-22098-2-1	... CABLE, SHIELDED MAKE FROM P/N M27500-20TE2T14 (81349), 56 INCHES REQUIRED	1
47	PAFZZ	PAOZZ	5940-01-425-2020	30554	88-20274-1	... TERMINAL, SPADE #6, 22-18 AWG	3
48	PAFZZ	PAOZZ	5940-01-135-7081	30554	88-20596-2	... SHIELD, TERMINATION CUT WIRE LEAD TO 4 INCHES.	1
49	MFFZZ	MOO		30554	88-22629-006	... MARKER, IDENTIFICATION MAKE FROM P/N M23053/5-105-9 (81349), 1.25 INCHES REQUIRED	1

(1)	(2)		(3)	(4)	(5)	(6)	(7)
ITEM NO	SMR CODE		NSN	CAGEC	PART NUMBER	DESCRIPTION AND USABLE ON CODE (UOC)	QTY
	a. ARMY	b. AIR FORCE					
50	MFFZZ	MOO		30554	88-22629-007 MARKER, IDENTIFICATION MAKE FROM P/N M23053/5-105-9 (81349), 1.25 INCHES REQUIRED	2
51	MFFZZ	MOO		30554	88-22629-008 MARKER, IDENTIFICATION MAKE FROM P/N M23053/5-105-9 (81349), 1.25 INCHES REQUIRED	2
52	AFFFF	AOO		30554	88-22098-3	. . . CABLE ASSY, SHIELDED (NOT SHOWN)	1
53	MFFZZ	MOO		30554	88-22098-3-1 CABLE, SHIELDED MAKE FROM P/N M27500-20TE2T14 (81349), 17 INCHES REQUIRED	1
54	PAFZZ	PAOZZ	5940-01-425-2020	30554	88-20274-1 TERMINAL, SPADE #6, 22-18 AWG	5
55	PAFZZ	PAOZZ	5970-00-812-2969	30554	88-20596-2 SHIELD, TERMINATION CUT WIRE LEAD TO 4 INCHES	1
56	MFFZZ	MOO		30554	88-22629-009 MARKER, IDENTIFICATION MAKE FROM P/N M23053/5-105-9 (81349), 1.25 INCHES REQUIRED	1
57	MFFZZ	MOO		30554	88-22629-010 MARKER, IDENTIFICATION MAKE FROM P/N M23053/5-105-9 (81349), 1.25 INCHES REQUIRED	2
58	MFFZZ	MOO		30554	88-22629-011 MARKER, IDENTIFICATION MAKE FROM P/N M23053/5-105-9 (81349), 1.25 INCHES REQUIRED	2
59	AFFFF	AOO		30554	88-22099-1	. . . CABLE ASSY, SHIELDED (NOT SHOWN)	1
60	MFFZZ	MOO		30554	88-22099-1-1 CABLE, SHIELDED MAKE FROM P/N M27500-16TE1T14 (81349), 26 INCHES REQUIRED	1
61	PAFZA	PAOZA	5999-01-463-4017	30554	88-21943 PIN	1
62	PAFZZ	PAOZZ	5940-01-110-6423	30554	88-20274-5 TERMINAL, SPADE #6, 16-14 AWG	1
63	PAFZZ	PAOZZ	5940-01-531-5519	30554	88-20596-1 SHIELD, TERMINATION CUT WIRE LEAD TO 4 INCHES	1
64	PAFZZ	PAOZZ	5940-01-425-2020	30554	88-20274-1 TERMINAL, SPADE #6, 22-18 AWG	1
65	MFFZZ	MOO		30554	88-22629-012 MARKER, IDENTIFICATION MAKE FROM P/N M23053/5-105-9 (81349), 1.25 INCHES REQUIRED	1
66	MFFZZ	MOO		30554	88-22629-013 MARKER, IDENTIFICATION MAKE FROM P/N M23053/5-105-9 (81349), 1.25 INCHES REQUIRED	2
67	AFFFF	AOO		30554	88-22099-2	. . . CABLE ASSY, SHIELDED (NOT SHOWN)	1
68	MFFZZ	MOO		30554	88-22099-2-1 CABLE, SHIELDED MAKE FROM P/N M27500-16TE1T14 (81349), 26 INCHES REQUIRED	1
69	PAFZZ	PAOZZ	5940-01-110-6423	30554	88-20274-5 TERMINAL, SPADE #6, 16-14 AWG	1
70	PAFZZ	PAOZZ	5940-01-531-5519	30554	88-20596-1 SHIELD, TERMINATION CUT WIRE LEAD TO 2 INCHES	1
71	PAFZZ	PAOZZ	5940-01-367-9569	30554	88-20274-6 TERMINAL, SPADE #10, 16-14 AWG	1
72	PAFZZ	PAOZZ	5940-01-369-2270	30554	88-20274-4 TERMINAL, SPADE #10, 22-18 AWG	1

(1)	(2)		(3)	(4)	(5)	(6)	(7)
ITEM NO	SMR CODE		NSN	CAGEC	PART NUMBER	DESCRIPTION AND USABLE ON CODE (UOC)	QTY
	a. ARMY	b. AIR FORCE					
73	MFFZZ	MOO		30554	88-22629-014	... MARKER, IDENTIFICATION MAKE FROM P/N M23053/5-105-9 (81349), 1.25 INCHES REQUIRED	1
74	MFFZZ	MOO		30554	88-22629-015	... MARKER, IDENTIFICATION MAKE FROM P/N M23053/5-105-9 (81349), 1.25 INCHES REQUIRED	2
75	AFFFF	AOO		30554	88-22099-3	... CABLE ASSY, SHIELDED (NOT SHOWN)	1
76	MFFZZ	MOO		30554	88-22099-3-1	... CABLE, SHIELDED MAKE FROM P/N M27500-16TE1T14 (81349), 27 INCHES REQUIRED	1
77	PAFZZ	PAOZZ	5940-01-110-6423	30554	88-20274-5	... TERMINAL, SPADE #6, 16-14 AWG	2
78	PAFZZ	PAOZZ	5940-01-531-5519	30554	88-20596-1	... SHIELD, TERMINATION CUT WIRE LEAD TO 3 INCHES	1
79	PAFZZ	PAOZZ	5940-01-425-2020	30554	88-20274-1	... TERMINAL, SPADE #6, 22-18 AWG	1
80	MFFZZ	MOO		30554	88-22629-016	... MARKER, IDENTIFICATION MAKE FROM P/N M23053/5-105-9 (81349), 1.25 INCHES REQUIRED	1
81	MFFZZ	MOO		30554	88-22629-017	... MARKER, IDENTIFICATION MAKE FROM P/N M23053/5-105-9 (81349), 1.25 INCHES REQUIRED	2
82	AFFFF	AOO		30554	88-22099-7	... CABLE ASSY, SHIELDED (NOT SHOWN)	1
83	MFFZZ	MOO		30554	88-22099-7-1	... CABLE, SHIELDED MAKE FROM P/N M27500-16TE1T14 (81349), 30 INCHES REQUIRED	1
84	PAFZZ	PAOZZ	5940-01-110-6423	30554	88-20274-5	... TERMINAL, SPADE #6, 16-14 AWG	1
85	PAFZZ	PAOZZ	5940-01-531-5519	30554	88-20596-1	... SHIELD, TERMINATION CUT WIRE LEAD TO 6 INCHES	1
86	PAFZZ	PAOZZ	5940-01-367-9569	30554	88-20274-6	... TERMINAL, SPADE #10, 16-14 AWG	1
87	PAFZZ	PAOZZ	5940-00-230-0515	96906	MS25036-154	... TERMINAL, LUG	1
88	MFFZZ	MOO		30554	88-22629-019	... MARKER, IDENTIFICATION MAKE FROM P/N M23053/5-105-9 (81349), 1.25 INCHES REQUIRED	2
89	MFFZZ	MOO		30554	88-22629-024	... MARKER, IDENTIFICATION MAKE FROM P/N M23053/5-105-9 (81349), 1.25 INCHES REQUIRED	1
90	AFFFF	AOO		30554	88-22099-5	... CABLE ASSY, SHIELDED (NOT SHOWN)	1
91	MFFZZ	MOO		30554	88-22099-5-1	... CABLE, SHIELDED MAKE FROM P/N M27500-16TE1T14 (81349), 39 INCHES REQUIRED	1
92	PAFZZ	PAOZZ	5940-01-110-6423	30554	88-20274-5	... TERMINAL, SPADE #6, 16-14 AWG	1
93	PAFZZ	PAOZZ	5940-01-531-5519	30554	88-20596-1	... SHIELD, TERMINATION CUT WIRE LEAD TO 4 INCHES	1
94	PAFZZ	PAOZZ	5940-01-425-2020	30554	88-20274-1	... TERMINAL, SPADE #6, 22-18 AWG	1
95	MFFZZ	MOO		30554	88-22629-020	... MARKER, IDENTIFICATION MAKE FROM P/N M23053/5-105-9 (81349), 1.25 INCHES REQUIRED	1

(1)	(2)		(3)	(4)	(5)	(6)	(7)
ITEM NO	SMR CODE		NSN	CAGEC	PART NUMBER	DESCRIPTION AND USABLE ON CODE (UOC)	QTY
	a. ARMY	b. AIR FORCE					
96	MFFZZ	MOO		30554	88-22629-021	... MARKER IDENTIFICATION MAKE FROM P/N M23053/5-105-9 (81349), 1.25 INCHES REQUIRED	2
97	AFFFF	AOO		30554	88-22099-6	... CABLE ASSY, SHIELDED (NOT SHOWN)	1
98	MFFZZ	MOO		30554	88-22099-6-1	... CABLE, SHIELDED MAKE FROM P/N M27500-16TE1T14 (81349), 3.5 INCHES REQUIRED	1
99	PAFZZ	PAOZZ	5940-01-110-6423	30554	88-20274-5	... TERMINAL, SPADE #6, 16-14 AWG	1
100	MFFZZ	MOO	5940-01-531-5519	30554	88-20596-1	... SHIELD, TERMINATION CUT WIRE LEAD TO 4 INCHES	1
101	PAFZZ	PAOZZ	5940-01-425-2020	30554	88-20274-1	... TERMINAL, SPADE #6, 22-18 AWG	1
102	PAFZZ	PAOZZ	5940-00-230-0515	96906	MS25036-154	... TERMINAL, LUG	1
103	MFFZZ	MOO		30554	88-22629-022	... MARKER, IDENTIFICATION MAKE FROM P/N M23053/5-105-9 (81349), 1.25 INCHES REQUIRED	1
104	MFFZZ	MOO		30554	88-22629-023	... MARKER, IDENTIFICATION MAKE FROM P/N M23053/5-105-9 (81349), 1.25 INCHES REQUIRED	2
105	AFFFF	AOO		30554	88-22100	... CABLE ASSY, SHIELDED (NOT SHOWN)	1
106	MFFZZ	MOO		30554	88-22100-1	... CABLE, SHIELDED MAKE FROM P/N M27500-16TE1T14 (81349), 55 INCHES REQUIRED	1
107	PAFZZ	PAOZZ	5940-01-110-6423	30554	88-20274-5	... TERMINAL, SPADE #6, 16-14 AWG	1
108	PAFZZ	PAOZZ	5940-01-531-5519	30554	88-20596-1	... SHIELD, TERMINATION CUT WIRE LEAD TO 6 INCHES	1
109	PAFZZ	PAOZZ	5940-00-557-1629	96906	MS25036-149	... TERMINAL, LUG #8, 22-18 AWG	1
110	MFFZZ	MOO		30554	88-22629-025	... MARKER, IDENTIFICATION MAKE FROM P/N M23053/5-105-9 (81349), 1.25 INCHES REQUIRED	1
111	MFFZZ	MOO		30554	88-22629-026	... MARKER, IDENTIFICATION MAKE FROM P/N M23053/5-105-9 (81349), 1.25 INCHES REQUIRED	2
112	AFFFF	AOO		30554	88-22101-1	... CABLE ASSY, SHIELDED (NOT SHOWN)	1
113	MFFZZ	MOO		30554	88-22101-1-1	... CABLE, SHIELDED MAKE FROM P/N M27500-16TE2T14 (81349), 46 INCHES REQUIRED	1
114	PAFZZ	PAOZZ	5940-01-110-6423	30554	88-20274-5	... TERMINAL, SPADE #6, 16-14 AWG	2
115	PAFZZ	PAOZZ	5940-01-531-5519	30554	88-20596-1	... SHIELD, TERMINATION CUT WIRE LEAD TO 4 INCHES	1
116	PAFZZ	PAOZZ	5940-01-425-2020	30554	88-20274-1	... TERMINAL, SPADE #6, 22-18 AWG	1
117	MFFZZ	MOO		30554	88-22629-027	... MARKER, IDENTIFICATION MAKE FROM P/N M23053/5-105-9 (81349), 1.25 INCHES REQUIRED	1
118	MFFZZ	MOO		30554	88-22629-028	... MARKER, IDENTIFICATION MAKE FROM P/N M23053/5-105-9 (81349), 1.25 INCHES REQUIRED	2

(1)	(2)		(3)	(4)	(5)	(6)	(7)
ITEM NO	SMR CODE		NSN	CAGEC	PART NUMBER	DESCRIPTION AND USABLE ON CODE (UOC)	QTY
	a. ARMY	b. AIR FORCE					
119	MFFZZ	MOO		30554	88-22629-029	... MARKER, IDENTIFICATION MAKE FROM P/N M23053/5-105-9 (81349), 1.25 INCHES REQUIRED	2
120	AFFFF	AOO		30554	88-22101-2	... CABLE ASSY, SHIELDED (NOT SHOWN)	1
121	MFFZZ	MOO		30554	88-22101-2-1	... CABLE, SHIELDED MAKE FROM P/N M27500-16TE2T14 (81349), 44 INCHES REQUIRED	1
122	PAFZZ	PAOZZ	5940-01-110-6423	30544	88-20274-5	... TERMINAL, SPADE #6, 16-14 AWG	2
123	PAFZZ	PAOZZ	5940-01-531-5519	30554	88-20596-1	... SHIELD, TERMINATION CUT WIRE LEAD TO 4 INCHES	1
124	PAFZZ	PAOZZ	5940-01-425-2020	30554	88-20274-1	... TERMINAL, SPADE #6, 22-18 AWG	1
125	MFFZZ	MOO		30554	88-22629-030	... MARKER, IDENTIFICATION MAKE FROM P/N M23053/5-105-9 (81349), 1.25 INCHES REQUIRED	1
126	MFFZZ	MOO		30554	88-22629-031	... MARKER, IDENTIFICATION MAKE FROM P/N M23053/5-105-9 (81349), 1.25 INCHES REQUIRED	2
127	MFFZZ	MOO		30554	88-22629-032	... MARKER, IDENTIFICATION MAKE FROM P/N M23053/5-105-9 (81349), 1.25 INCHES REQUIRED	2
128	AFFFF	AOO		30554	88-22101-3	... CABLE ASSY, SHIELDED (NOT SHOWN)	1
129	MFFZZ	MOO		30554	88-22101-3-1	... CABLE, SHIELDED MAKE FROM P/N M27500-16TE2T14 (81349), 20.0 INCHES REQUIRED	1
130	PAFZZ	PAOZZ	5940-01-531-5519	30554	88-20596-1	... SHIELD, TERMINATION CUT WIRE LEAD TO 4 INCHES	1
131	PAFZA	PAOZA	5999-01-463-4017	30554	88-21943	... PIN	2
132	PAFZZ	PAOZZ	5940-01-367-9569	30554	88-20274-6	... TERMINAL, SPADE #10, 16-14 AWG	1
133	PAFZZ	PAOZZ	5940-00-230-0515	96906	MS25036-154	... TERMINAL, LUG	1
134	PAFZZ	PAOZZ	5940-01-369-2270	30554	88-20274-4	... TERMINAL, SPADE #10, 22-18 AWG	1
135	MFFZZ	MOO		30554	88-22629-033	... MARKER, IDENTIFICATION MAKE FROM P/N M23053/5-105-9 (81349), 1.25 INCHES REQUIRED	1
136	MFFZZ	MOO		30554	88-22629-034	... MARKER, IDENTIFICATION MAKE FROM P/N M23053/5-105-9 (81349), 1.25 INCHES REQUIRED	2
137	MFFZZ	MOO		30554	88-22629-035	... MARKER, IDENTIFICATION MAKE FROM P/N M23053/5-105-9 (81349), 1.25 INCHES REQUIRED	2
138	AFFFF	AOO		30554	88-22101-4	... CABLE ASSY, SHIELDED (NOT SHOWN)	1
139	MFFZZ	MOO		30554	88-22101-4-1	... CABLE, SHIELDED MAKE FROM P/N M27500-16TE2T14 (81349), 12 INCHES REQUIRED	1
140	PAFZZ	PAOZZ	5940-01-110-6423	30554	88-20274-5	... TERMINAL, SPADE #6, 16-14 AWG	4
141	PAFZZ	PAOZZ	5940-01-531-5519	30554	88-20596-1	... SHIELD, TERMINATION CUT WIRE LEAD TO 4 INCHES	1
142	PAFZZ	PAOZZ	5940-01-425-2020	30554	88-20274-1	... TERMINAL, SPADE #6, 22-18 AWG	1

(1)	(2)		(3)	(4)	(5)	(6)	(7)
ITEM NO	SMR CODE		NSN	CAGEC	PART NUMBER	DESCRIPTION AND USABLE ON CODE (UOC)	QTY
	a. ARMY	b. AIR FORCE					
143	MFFZZ	MOO		30554	88-22629-036 MARKER, IDENTIFICATION MAKE FROM P/N M23053/5-105-9 (81349), 1.25 INCHES REQUIRED	1
144	MFFZZ	MOO		30554	88-22629-037 MARKER, IDENTIFICATION BMV 8 144 MAKE FROM P/N M23053/5-105-9 (81349), 1.25 IN. REQD	2
145	MFFZZ	MOO		30554	88-22629-038 MARKER, IDENTIFICATION MAKE FROM P/N M23053/5-105-9 (81349), 1.25 INCHES REQUIRED	2
146	AFFFF	AOO		30554	88-22101-5	. . . CABLE ASSY, SHIELDED (NOT SHOWN) UOC: EMK, YNN	1
147	MFFZZ	MOO		30554	88-22101-5-1 CABLE, SHIELDED, MAKE FROM P/N M27500-16TE2T14 (81349), 19.5 INCHES REQUIRED UOC: EMK, YNN	1
148	PAFZZ	PAOZZ	5940-01-110-6423	30554	88-20274-5 TERMINAL, SPADE #6, 16-14 AWG UOC: EMK, YNN	2
149	PAFZZ	PAOZZ	5940-01-531-5519	30554	88-20596-1 SHIELD, TERMINATION CUT WIRE LEAD TO 4 INCHES UOC: EMK, YNN	1
150	PAFZZ	PAOZZ	5940-01-425-2020	30554	88-20274-1 TERMINAL, SPADE #6, 22-18 AWG UOC: EMK, YNN	1
151	MFFZZ	MOO		30554	88-22629-039 MARKER, IDENTIFICATION MAKE FROM P/N M23053/5-105-9 (81349), 1.25 INCHES REQUIRED UOC: EMK, YNN	1
152	MFFZZ	MOO		30554	88-22629-040 MARKER IDENTIFICATION MAKE FROM P/N M23053/5-105-9 (81349), 1.25 INCHES REQUIRED UOC: EMK, YNN	1
153	MFFZZ	MOO		30554	88-22629-041 MARKER IDENTIFICATION MAKE FROM P/N M23053/5-105-9 (81349), 1.25 INCHES REQUIRED UOC: EMK, YNN	1
154	AFFFF	AOO		30554	88-22102-1	. . . CABLE ASSY, SHIELDED (NOT SHOWN)	1
155	MFFZZ	MOO		30554	88-22102-1-1 CABLE, SHIELDED MAKE FROM P/N M27500-16TE2T14 (81349), 46.0 INCHES REQUIRED	1
156	PAFZZ	PAOZZ	5940-01-531-5519	30554	88-20596-1 SHIELD, TERMINATION CUT WIRE LEAD TO 4 INCHES	1
157	PAFZZ	PAOZZ	5940-00-615-6073	96906	MS25036-152 TERMINAL, LUG	1
158	PAFZZ	PAOZZ	5940-01-110-6423	30554	88-20274-5 TERMINAL, SPADE #6, 16-14 AWG	2
159	PAFZZ	PAOZZ	5940-01-425-2020	30554	88-20274-1 TERMINAL, SPADE #6, 22-18 AWG	1
160	MFFZZ	MOO		30554	88-22102-1-12 INSULATION, SLEEVING BMV 8 160 MAKE FROM P/N M23053/5-105-0 (81349), 4.0 INCHES REQD	1
161	MFFZZ	MOO		30554	88-22629-053 MARKER, IDENTIFICATION MAKE FROM P/N M23053/5-105-9 (81349), 1.25 INCHES REQUIRED	1

(1)	(2)		(3)	(4)	(5)	(6)	(7)
ITEM NO	SMR CODE		NSN	CAGEC	PART NUMBER	DESCRIPTION AND USABLE ON CODE (UOC)	QTY
	a. ARMY	b. AIR FORCE					
162	MFFZZ	MOO		30554	88-22629-054 MARKER, IDENTIFICATION MAKE FROM P/N M23053/5-105-9 (81349), 1.25 INCHES REQUIRED	2
163	MFFZZ	MOO		30554	88-22629-055 MARKER, IDENTIFICATION MAKE FROM P/N M23053/5-105-9 (81349), 1.25 INCHES REQUIRED	2
164	AFFFF	AOO		30554	88-22102-2	... CABLE ASSY, SHIELDED (NOT SHOWN)	1
165	MFFZZ	MOO		30554	88-22102-2-1 CABLE, SHIELDED MAKE FROM P/N M27500-16TE2T14 (81349), 35 INCHES REQUIRED	1
166	PAFZZ	PAOZZ	5940-01-531-5519	30544	88-20596-1 SHIELD, TERMINATION CUT WIRE LEAD TO 6 INCHES FOR WIRE TERMINATING AT A5-GP. CUT WIRE LEAD TO 7 INCHES	2
167	PAFZZ	PAOZZ	5940-01-110-6423	30554	88-20274-5 TERMINAL, SPADE #6, 16-14 AWG	2
168	PAFZA	PAOZA	5999-01-463-4017	30554	88-21943 PIN	2
169	PAFZZ	PAOZZ	5999-01-366-5119	30554	88-21941 PIN	1
170	PAFZZ	PAOZZ	5940-01-369-2270	30554	88-20274-4 TERMINAL, SPADE #10, 22-18 AWG	1
171	MFFZZ	MOO		30554	88-22629-056 MARKER, IDENTIFICATION MAKE FROM P/N M23053/5-105-9 (81349), 1.25 INCHES REQUIRED	1
172	MFFZZ	MOO		30554	88-22629-057 MARKER, IDENTIFICATION MAKE FROM P/N M23053/5-105-9 (81349), 1.25 INCHES REQUIRED	2
173	MFFZZ	MOO		30554	88-22629-058 MARKER, IDENTIFICATION MAKE FROM P/N M23053/5-105-9 (81349), 1.25 INCHES REQUIRED	2
174	AFFFF	AOO		30554	88-22102-3	... CABLE ASSY, SHIELDED (NOT SHOWN)	1
175	MFFZZ	MOO		30554	88-22102-3-1 CABLE, SHIELDED MAKE FROM P/N M27500-16TE2T14 (81349), 23 INCHES REQUIRED	1
176	PAFZZ	PAOZZ	5940-01-531-5519	30554	88-20596-1 SHIELD, TERMINATION CUT WIRE LEAD TO 4 INCHES FOR WIRE TERMINATING AT TB4-9. CUT WIRE LEAD TO 7 INCHES	2
177	PAFZZ	PAOZZ	5940-01-110-6423	30554	88-20274-5 TERMINAL, SPADE #6, 16-14 AWG	2
178	PAFZZ	PAOZZ	5940-01-425-2020	30554	88-20274-1 TERMINAL, SPADE #6, 22-18 AWG	1
179	PAFZA	PAOZA	5999-01-463-4017	30554	88-21943PIN	2
180	PAFZZ	PAOZZ	5999-01-366-5119	30554	88-21941 PIN	1
181	MFFZZ	MOO		30554	88-22629-059 MARKER, IDENTIFICATION MAKE FROM P/N M23053/5-105-9 (81349), 1.25 INCHES REQUIRED	1
182	MFFZZ	MOO		30554	88-22629-060 MARKER, IDENTIFICATION MAKE FROM P/N M23053/5-105-9 (81349), 1.25 INCHES REQUIRED	2
183	MFFZZ	MOO		30554	88-22629-061 MARKER, IDENTIFICATION MAKE FROM P/N M23053/5-105-9 (81349), 1.25 INCHES REQUIRED	2
184	AFFFF	AOO		30554	88-22104	... CABLE ASSY, SHIELDED (NOT SHOWN)	1

(1)	(2)		(3)	(4)	(5)	(6)	(7)
ITEM NO	SMR CODE		NSN	CAGEC	PART NUMBER	DESCRIPTION AND USABLE ON CODE (UOC)	QTY
	a. ARMY	b. AIR FORCE					
185	MFFZZ	MOO		30554	88-22104-1	... CABLE, SHIELDED MAKE FROM P/N M27500-20TE3T14 (81349), 53 INCHES REQUIRED	1
186	PAFZZ	PAOZZ	5940-01-425-2020	30554	88-20274-1	... TERMINAL, SPADE #6, 22-18 AWG	3
187	PAFZZ	PAOZZ	5940-01-136-0953	30554	88-20596-3	... SHIELD, TERMINATION CUT WIRE LEAD TO 7 INCHES	1
188	PAFZZ	PAOZZ	5940-01-369-2270	30554	88-20274-4	... TERMINAL, SPADE #10, 22-18 AWG	1
189	MFFZZ	MOO		30554	88-22629-077	... MARKER, IDENTIFICATION MAKE FROM P/N M23053/5-105-9 (81349), 1.25 INCHES REQUIRED	1
190	MFFZZ	MOO		30554	88-22629-078	... MARKER IDENTIFICATION MAKE FROM P/N M23053/5-105-9 (81349), 1.25 INCHES REQUIRED	1
191	MFFZZ	MOO		30554	88-22629-079	... MARKER IDENTIFICATION MAKE FROM P/N M23053/5-105-9 (81349), 1.25 INCHES REQUIRED	1
192	MFFZZ	MOO		30554	88-22629-080	... MARKER IDENTIFICATION MAKE FROM P/N M23053/5-105-9 (81349), 1.25 INCHES REQUIRED	1
193	AFFFF	AOO		30554	88-22630	... CABLE ASSY, SHIELDED (NOT SHOWN)	1
194	MFFZZ	MOO		30554	88-22630-1	... CABLE, SHIELDED MAKE FROM P/N M27500-16TE2T14 (81349), 24.5 INCHES REQUIRED	1
195	MFFZZ	MOO		30554	88-22630-2	... CABLE, SHIELDED MAKE FROM P/N M27500-16TE1T14 (81349), 23.5 INCHES REQUIRED	1
196	PAFZA	PAOZA	5999-01-463-4017	30554	88-21943	... PIN	3
197	PAFZZ	PAOZZ	5940-01-135-7081	30554	88-20596-2	... SHIELD, TERMINATION CUT WIRE LEAD TO 4 INCHES	1
198	PAFZZ	PAOZZ	5940-01-531-5519	30554	88-20596-1	... SHIELD, TERMINATION CUT WIRE LEAD TO 7 INCHES FOR WIRE TERMINATING AT J6-9. CUT WIRE LEAD TO 4	2
199	PAFZZ	PAOZZ	5940-01-110-6423	30554	88-20274-5	... TERMINAL, SPADE #6, 16-14 AWG	3
200	PAFZZ	PAOZZ	5940-01-425-2020	30554	88-20274-1	... TERMINAL, SPADE #6, 22-18 AWG	1
201	PAFZZ	PAOZZ	5999-01-366-5119	30554	88-21941	... PIN	1
202	MFFZZ	MOO		30554	88-22629-085	... MARKER, IDENTIFICATION MAKE FROM P/N M23053/5-105-9 (81349), 1.25 INCHES REQUIRED	2
203	MFFZZ	MOO		30554	88-22629-082	... MARKER, IDENTIFICATION MAKE FROM P/N M23053/5-105-9 (81349), 1.25 INCHES REQUIRED	2
204	MFFZZ	MOO		30554	88-22629-086	... MARKER, IDENTIFICATION MAKE FROM P/N M23053/5-105-9 (81349), 1.25 INCHES REQUIRED	2
205	MFFZZ	MOO		30554	88-22629-084	... MARKER, IDENTIFICATION MAKE FROM P/N M23053/5-105-9 (81349), 1.25 INCHES REQUIRED	2
206	PAFZZ	PAOZZ	5999-01-092-2655	30554	88-20476	... CONTACT, ELECTRICAL UOC: 86Q, 86R.....	3
207	PAFZZ	PAOZZ		30554	88-20473	... CONNECTOR, BODY UOC: 86Q, 86R.....	1

(1)	(2)		(3)	(4)	(5)	(6)	(7)
ITEM NO	SMR CODE		NSN	CAGEC	PART NUMBER	DESCRIPTION AND USABLE ON CODE (UOC)	QTY
	a. ARMY	b. AIR FORCE					
208	AFFFF	AOO		30554	97-24133	. . . CABLE ASSY, SHIELDED (NOT SHOWN) UOC: 86Q, 86R.....	1
209	MFFZZ	MOO		30554	88-20574-2 CABLE, SHIELDED, 19.5 INCHES REQUIRED UOC: 86Q, 86R.....	1
210	PAFZZ	PAOZZ	5940-01-110-6423	30554	88-20274-5 TERMINAL, SPADE #6, 16-14 AWG UOC: 86Q, 86R.....	2
211	PAFZZ	PAOZZ	5940-01-531-5519	30554	88-20596-1 SHIELD, TERMINATION CUT WIRE LEAD TO 4 INCHES UOC: 86Q, 86R.....	1
212	PAFZZ	PAOZZ	5940-01-425-2020	30554	88-20274-1 TERMINAL, SPADE #6, 22-18 AWG UOC: 86Q, 86R.....	1
213	MFFZZ	MOO		30554	88-22629-087 MARKER, INDENTIFICATION MAKE FROM P/N M23053/5-105-9 (81349), 1.25 INCHES REQUIRED UOC: 86Q, 86R.....	1
214	MFFZZ	MOO		30554	88-22629-040 MARKER, INDENTIFICATION MAKE FROM P/N M23053/5-105-9 (81349), 1.25 INCHES REQUIRED UOC: 86Q, 86R.....	1
215	MFFZZ	MOO		30554	88-22629-041 MARKER, INDENTIFICATION MAKE FROM P/N M23053/5-105-9 (81349), 1.25 INCHES REQUIRED UOC: 86Q, 86R.....	1
216	PAFZZ	PAOZZ	5940-01-259-2190	30554	88-20274-11 TERMINAL, SPADE #8, 16-14 AWG UOC: 86Q, 86R.....	1

END OF FIGURE

FIELD AND SUSTAINMENT MAINTENANCE

15 kW 50/60 AND 400 Hz SKID MOUNTED TACTICAL QUIET GENERATOR SETS

GROUP 03 CONTROL BOX ASSEMBLY: CONTROL BOX PANELS

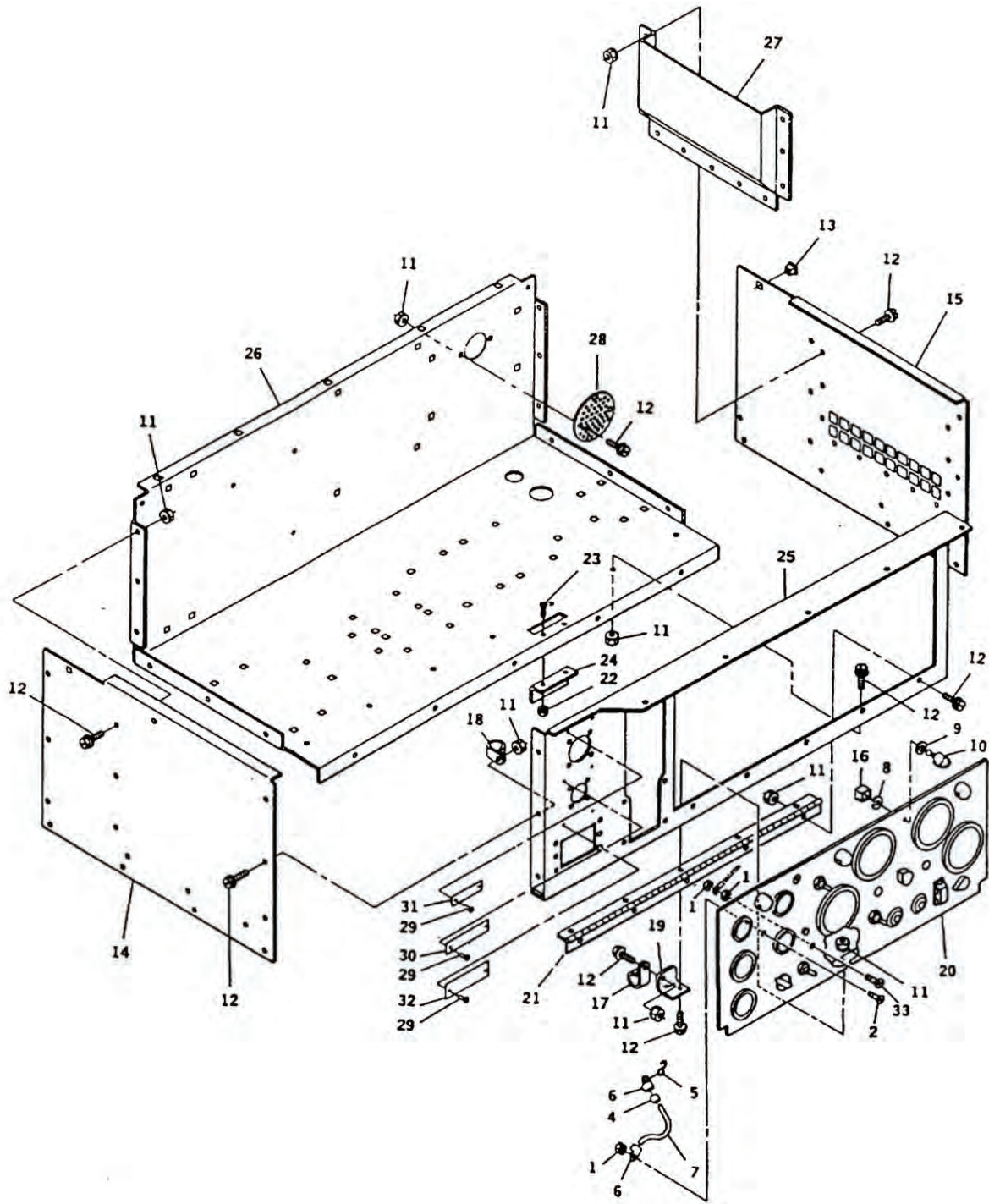


Figure 9. Control Box Panels.

(1)	(2)		(3)	(4)	(5)	(6)	(7)
ITEM NO	SMR CODE		NSN	CAGEC	PART NUMBER	DESCRIPTION AND USABLE ON CODE (UOC)	QTY
	a. ARMY	b. AIR FORCE					
GROUP 03 CONTROL BOX ASSEMBLY							
FIG. 9 CONTROL BOX PANELS							
1	PAFZZ	PAOZZ	5310-00-052-3632	30554	69-561-3	. . NUT, PLAIN, ASSEMBLED	1
2	PAFZZ	PAOZZ	5305-00-954-5629	80205	MS35198-42	. . SCREW, MACHINE	1
3	AFFFF	AOO		30554	88-22120	. . HOLDER, CONTROL PAN (NOT SHOWN)	1
4	MFFZZ	MOO		30554	88-22120-4	. . . INSULATION, SLEEVING MAKE FROM P/N M23053/5-104-0 (81349), 1.5 INCHES REQUIRED	1
5	PAFZZ	PAOZZ	4030-00-780-9350	96906	MS87006-13	. . . HOOK, CHAIN, S	1
6	PAFZZ	PAOZZ	5940-00-115-2677	96906	MS20659-144	. . . TERMINAL, LUG	2
7	MFFZZ	MOO		30554	88-22120-2	. . . ROPE, FIBROUS BMV 9 7 MAKE FROM P/N 1-41NDIA (72205), 10 INCHES REQD	1
8	PAFZZ	PAOZZ	5310-00-822-8525	30554	88-20052	. . RETAINER	2
9	PAFZZ	PAOZZ	5310-01-365-4381	30554	88-20242	. . WASHER, WEAR	2
10	PAFZZ	PAOZZ	5325-01-161-2654	30554	88-20051	. . STUD, ¼ TURN	2
11	PAFZZ	PAOZZ	5310-01-012-3595	30554	69-561-6	. . NUT, PLAIN, ASSEMBLED	36
12	PAFZZ	PAOZZ	5306-01-156-7663	30554	88-20260-21	. SCREW, HEX WASHERHEAD	36
13	PAFZZ	PAOZZ	5310-00-903-8595	30554	88-21674-2	. . NUT, CAGE	7
14	XDFZZ	XB		30554	88-21868	. . PANEL, CONTROL BOX LEFT SIDE	1
15	XDFZZ	XB		30554	88-21869	. . PANEL, CONTROL BOX RIGHT SIDE	1
16	PAFZZ	PAOZZ	5325-01-301-7903	94222	85-35-309-56	. . RECEPTACLE, TURNLOCK	2
17	PAFZZ	PAOZZ	5340-00-724-7038	96906	MS21333-76	. . CLAMP, LOOP	1
18	PAFZZ	PAOZZ	5340-00-050-2740	96906	MS21333-75	. . CLAMP, LOOP	1
19	XDFZZ	XB		30554	88-21980	. . BRACKET, HARNESS SU	1
20	XDFZZ	XB		30554	88-22042	. . PANEL, CONTROL	1
21	MFFZZ	MOO		30554	88-21876	. . HINGE, CONTROL PANEL MAKE FROM P/N Z60960 (03007), 21.75 INCHES REQUIRED	1
22	PAFZZ	PAOZZ	5310-00-063-7360	30554	69-561-2	. . NUT, PLAIN, ASSEMBLED	2
23	PAFZZ	PAOZZ	5305-01-467-1561	30554	88-22791-2	. . SCREW, MACHINE	2
24	XDFZZ	XB		30554	88-21874	. . ANGLE, LATCH	1
25	XDFZZ	XB		30554	88-21873	. . FRAME, CONTROL PANEL	1
26	XDFZZ	XB		30554	88-21871	. . BOTTOM, CONTROL BOX	1
27	XDFZZ	XB		30554	88-22772	. . BAFFLE, CONTROL BOX	1
28	XDFZZ	XB		30554	88-22774	. . SCREEN, VENT	1
29	PAFZZ	PAOZZ	5320-01-019-5694	81349	M24243/1A402	. . RIVET, BLIND	6
30	MDFZZ	MDO		30554	88-20074	. . PLATE, IDENTIFICATION, PARALLELING RECEPTACLE	1
31	MDFZZ	MDO	9905-01-372-7986	30554	88-20197	. . PLATE, IDENTIFICATION, DIAGNOSTICS RECEPTACLE	1
32	MDFZZ	MDO		30554	88-20073	. . PLATE IDENTIFICATION, CONVENIENCE RECEPTACLE UOC: EMK, 86Q	1
32	MDFZZ	MDO		30554	88-22737	. . PLATE, IDENTIFICATION, CONVENIENCE RECEPTACLE UOC: YNN, 86R	1

(1)	(2)		(3)	(4)	(5)	(6)	(7)
ITEM NO	SMR CODE		NSN	CAGEC	PART NUMBER	DESCRIPTION AND USABLE ON CODE (UOC)	QTY
	a. ARMY	b. AIR FORCE					
33	PAFZZ	PAOZZ	5305-00-954-5638	80205	MS35198-46	.. SCREW, MACHINE	1

END OF FIGURE

FIELD AND SUSTAINMENT MAINTENANCE

15 kW 50/60 AND 400 Hz SKID MOUNTED TACTICAL QUIET GENERATOR SETS

GROUP 04 AIR INTAKE AND EXHAUST SYSTEM: MUFFLER AND PIPES

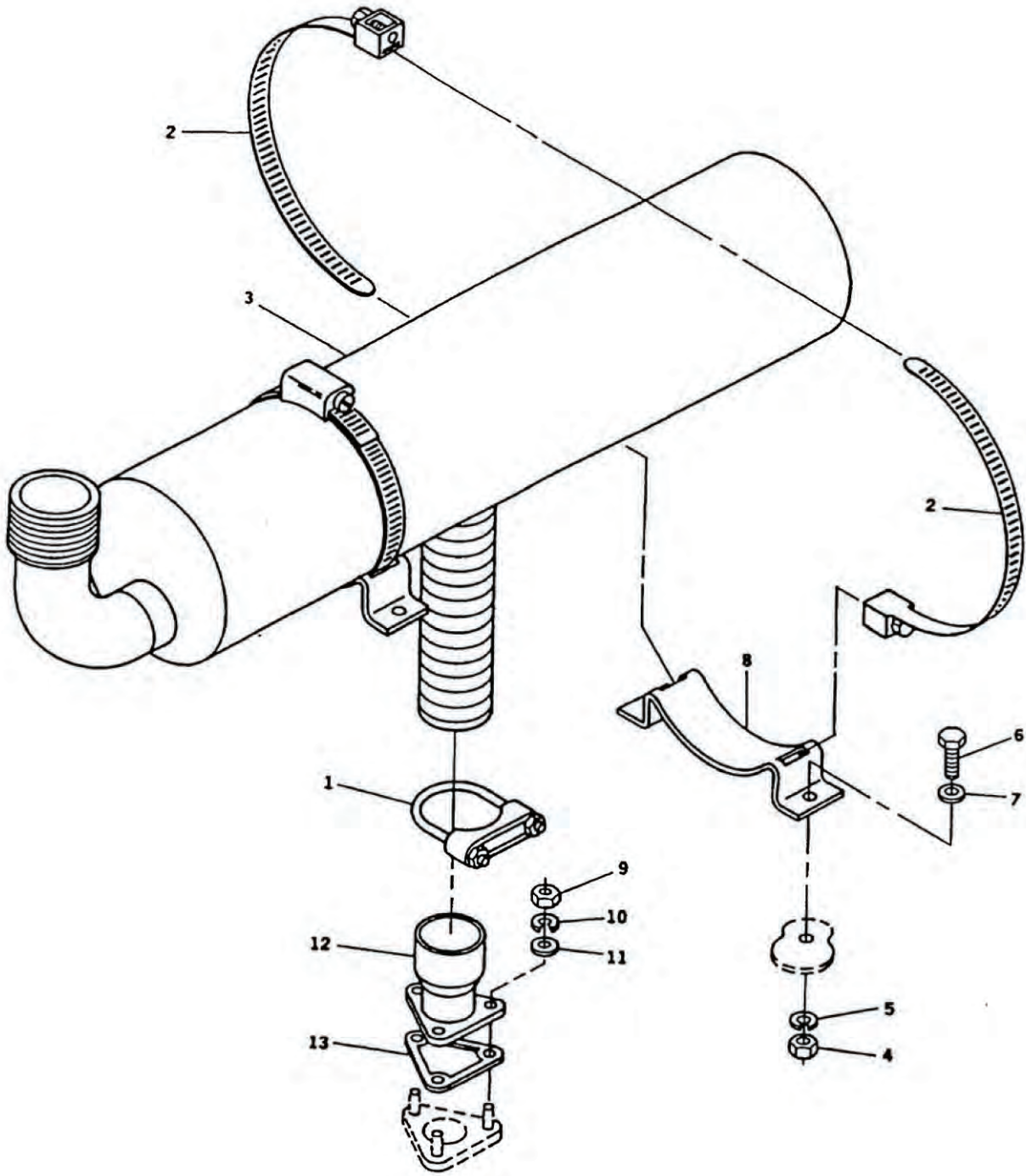


Figure 10. Muffler and Pipes.

(1)	(2)		(3)	(4)	(5)	(6)	(7)
ITEM NO	SMR CODE		NSN	CAGEC	PART NUMBER	DESCRIPTION AND USABLE ON CODE (UOC)	QTY
	a. ARMY	b. AIR FORCE					

GROUP 04 AIR INTAKE AND EXHAUST SYSTEM

FIG. 10 MUFFLER AND PIPES

1	PAFZZ	PAOZZ	5340-01-367-1503	30554	88-21975	. CLAMP, LOOP	1
2	PAFZZ	PAOZZ	4730-01-470-1578	30554	88-20561-6	. CLAMP, HOSE	4
3	PAFZZ	PAOZZ	2990-01-369-2079	30554	88-21959	. MUFFLER ASSY, EXHAUST	1
4	PAFZZ	PAOZZ	5310-01-466-6312	30554	88-22790-1	. NUT, PLAIN, HEX	4
5	PAFZZ	PAOZZ	5310-00-274-8715	80205	MS35338-63	. WASHER, LOCK	4
6	PAFZZ	PAOZZ	5305-01-531-4346	30554	88-20260-31	. SCREW, HEX WASHERHEAD	4
7	PAFZZ	PAOZZ	5310-01-103-6042	96906	MS51412-4	. WASHER, FLAT	4
8	XDFZZ	XB	2990-01-390-4457	30554	88-21712	. HANGER, ENGINE EXHAUST	2
9	PAFZZ	PAOZZ	5310-01-366-3539	80204	B18241B100	. NUT, PLAIN, HEX UOC: EMK, YNN	3
10	PAFZZ	PAOZZ	5310-01-368-3048	30554	88-22331-2	. WASHER, LOCK UOC: EMK, YNN	3
11	PAFZZ	PAOZZ	5310-01-257-7590	96906	MS51412-7	. WASHER, FLAT UOC: EMK, YNN	3
12	PAFZZ	PAOZZ	2990-01-374-9149	30554	88-22183	. CONNECTOR, EXHAUST UOC: EMK, YNN	1
13	PAFZZ	PAOZZ	5330-01-368-5932	30554	88-22182	. GASKET UOC: EMK, YNN	1

END OF FIGURE

FIELD AND SUSTAINMENT MAINTENANCE

15 kW 50/60 AND 400 Hz SKID MOUNTED TACTICAL QUIET GENERATOR SETS

GROUP 04 AIR INTAKE AND EXHAUST SYSTEM: TURBOCHARGER INSTALLATION

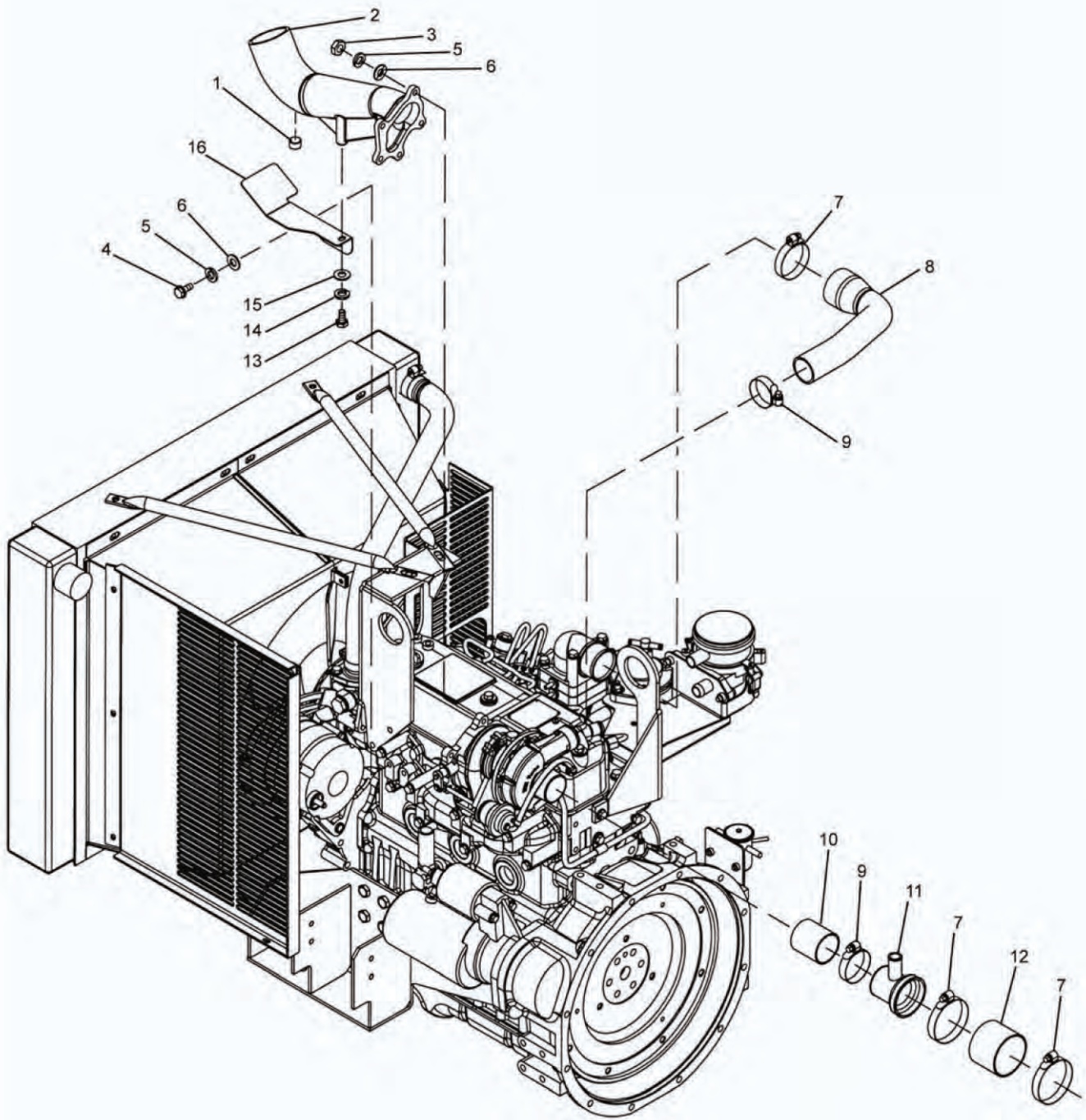


Figure 11. Turbocharger Installation.

(1)	(2)		(3)	(4)	(5)	(6)	(7)
ITEM NO	SMR CODE		NSN	CAGEC	PART NUMBER	DESCRIPTION AND USABLE ON CODE (UOC)	QTY
	a. ARMY	b. AIR FORCE					
GROUP 04 AIR INTAKE AND EXHAUST SYSTEM							
FIG. 11 TURBOCHARGER INSTALLATION							
1	PAFZZ	PAFZZ	4730-00-089-2515	81343	4-130109E-C	. PLUG, PIPE, HEX UOC: 86Q, 86R.....	1
2	XBFZZ	XBFZZ		30554	97-24021	. MANIFOLD, EXHAUST UOC: 86Q, 86R.....	1
3	PAFZZ	PAFZZ		30554	97-24111-9	. NUT, HEXAGON UOC: 86Q, 86R.....	5
4	PAFZZ	PAFZZ	5306-01-179-1438	80204	B18231A1	. BOLT, MACHINE UOC: 86Q, 86R.....	2
5	PAFZZ	PAFZZ	5310-01-099-9532	30554	88-22331-1	. WASHER, LOCK UOC: 86Q, 86R.....	7
6	PAFZZ	PAFZZ	5310-01-531-4937	30554	88-20033-24A	. WASHER, FLAT UOC: 86Q, 86R.....	7
7	PAFZZ	PAFZZ	4730-01-470-1595	30554	88-20561-4	. CLAMP, HOSE UOC: 86Q, 86R.....	3
8	PAFZZ	PAFZZ		30554	97-24022	. HOSE, TURBOCHARGER UOC: 86Q, 86R.....	1
9	PAFZZ	PAFZZ	4730-01-470-1567	30554	88-20561-3	. CLAMP, HOSE UOC: 86Q, 86R.....	2
10	PAFZZ	PAFZZ		30554	97-24029	. HOSE, 1.75 X 2.00 UOC: 86Q, 86R.....	1
11	PAFZZ	PAFZZ		30554	97-24028	. REDUCER, AIR CLEANER UOC: 86Q, 86R.....	1
12	PAFZZ	PAFZZ		30554	97-24030	. HOSE, 2.50 X 2.00 UOC: 86Q, 86R.....	1
13	PAFZZ	PAFZZ	5305-01-369-2166	30554	88-20260-30	. BOLT, MACHINE UOC: 86Q, 86R.....	1
14	PAFZZ	PAFZZ		30554	88-20556-38	. WASHER, LOCK UOC: 86Q, 86R.....	1
15	PAFZZ	PAFZZ		30554	88-20033-21A	. WASHER, FLAT UOC: 86Q, 86R.....	1
16	PAFZZ	PAFZZ		30554	97-24020	. BRACKET, MANIFOLD UOC: 86Q, 86R.....	1

END OF FIGURE

FIELD AND SUSTAINMENT MAINTENANCE

15 kW 50/60 AND 400 Hz SKID MOUNTED TACTICAL QUIET GENERATOR SETS

GROUP 04 AIR INTAKE AND EXHAUST SYSTEM: AIR CLEANER AND PIPING

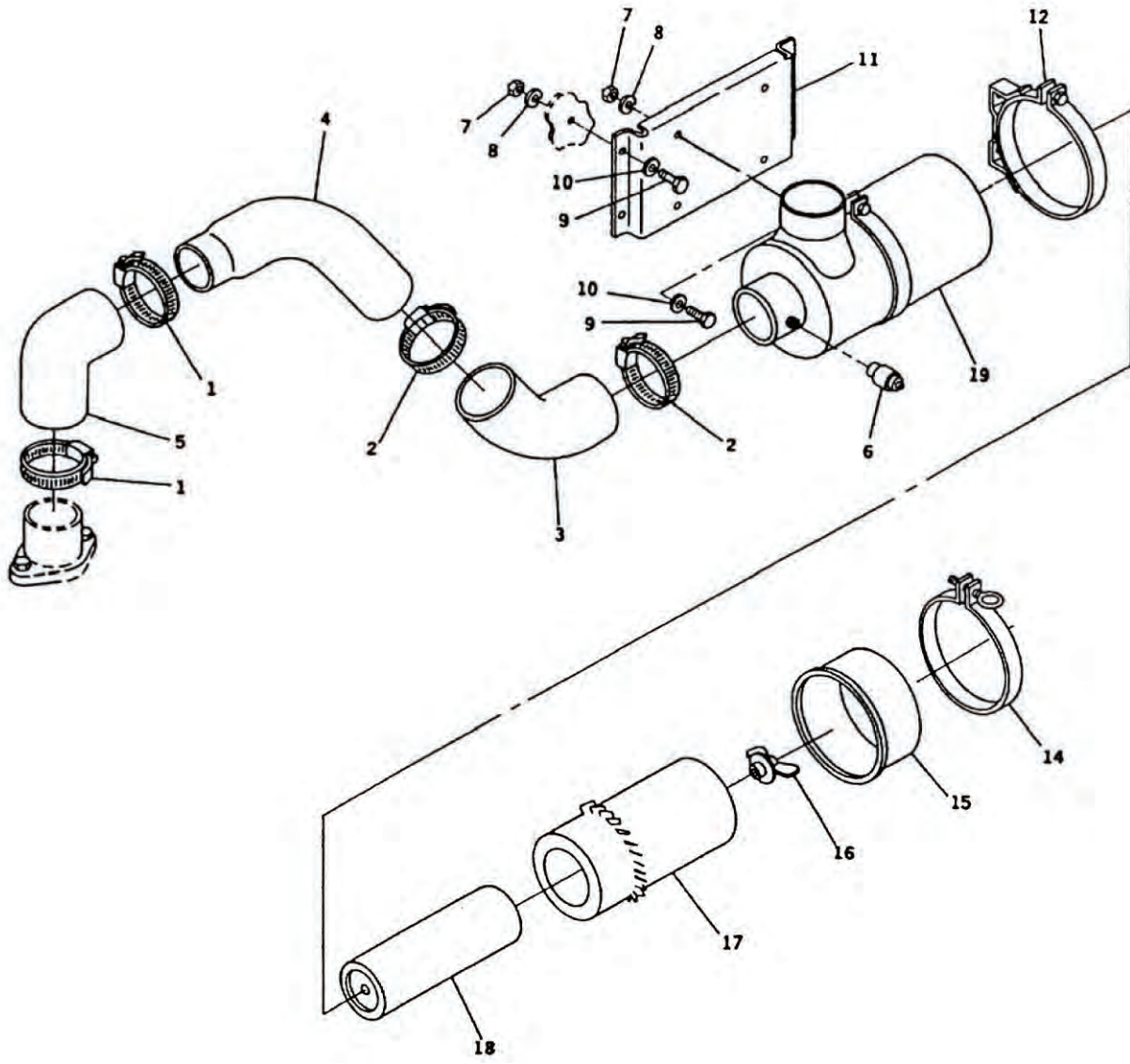


Figure 12. Air Cleaner and Piping.

(1)	(2)		(3)	(4)	(5)	(6)	(7)
ITEM NO	SMR CODE		NSN	CAGEC	PART NUMBER	DESCRIPTION AND USABLE ON CODE (UOC)	QTY
	a. ARMY	b. AIR FORCE					
GROUP 04 AIR INTAKE AND EXHAUST SYSTEM							
FIG. 12 AIR CLEANER AND PIPING							
1	PAFZZ	PAOZZ	4730-01-470-1595	30554	88-20561-4	. CLAMP, HOSE	2
2	PAFZZ	PAOZZ	4730-01-470-1423	30554	88-20561-5	. CLAMP, HOSE	2
3	PAFZZ	PAOZZ	4720-01-375-1929	30554	88-21177-1	. HOSE, PREFORMED	1
4	XDFZZ	XB	4710-01-392-8846	30554	88-22301	. TUBE ASSY, AIR INTAKE	1
5	PAFZZ	PAOZZ	4720-01-366-6257	30554	88-22300	. HOSE, PREFORMED	1
6	PAFZZ	PAOZZ	2940-01-531-4912	30554	88-21127	. INDICATOR ASSY, AIR CL	1
7	PAFZZ	PAOZZ	5310-01-466-6312	30554	88-22790-1	. NUT, PLAIN, HEX	8
8	PAFZZ	PAOZZ	5310-00-274-8715	80205	MS35338-63	. WASHER, LOCK	8
9	PAFZZ	PAOZZ	5305-01-056-1501	30554	88-20260-32	. SCREW, HEX WASHERHEAD	8
10	PAFZZ	PAOZZ	5310-01-103-6042	96906	MS51412-4	. WASHER, FLAT	8
11	XDFZZ	XB		30554	88-21743	. SUPPORT, AIR CLEANER UOC: EMK, YNN	1
11	XDFZZ	XB		30554	97-24042	. SUPPORT, AIR CLEANER UOC: 86Q, 86R.....	1
12	PAFZZ	PAOZZ	5340-01-074-8126	30554	88-21129	. BAND, AIR CLEANER MNTG.	2
13	XDFFF	XB		30554	88-21065	. AIR CLEANER (NOT SHOWN)	1
14	PAFZZ	PAOZZ	5340-01-071-8006	18265	P00-2904	. . CLAMP ASSY	1
15	XDFZZ	XB		18265	P12-0316	. . CUP ASSY	1
16	PAFZZ	PAOZZ	5310-01-190-4614	18265	P10-1870	. . NUT ASSY	2
17	PAFZZ	PAOZZ	2940-01-103-3268	18265	SMP18-1072	. . FILTER ELEMENT, INTA	1
18	PAFZZ	PAOZZ	2940-01-103-3267	18265	P12-0307	. . FILTER ELEMENT, INTA	1
19	XAFZZ	XA		18265	P12-028	. . CANISTER, AIR CLEAN	1

END OF FIGURE

FIELD AND SUSTAINMENT MAINTENANCE

15 kW 50/60 AND 400 Hz SKID MOUNTED TACTICAL QUIET GENERATOR SETS

GROUP 05 COOLANT SYSTEM

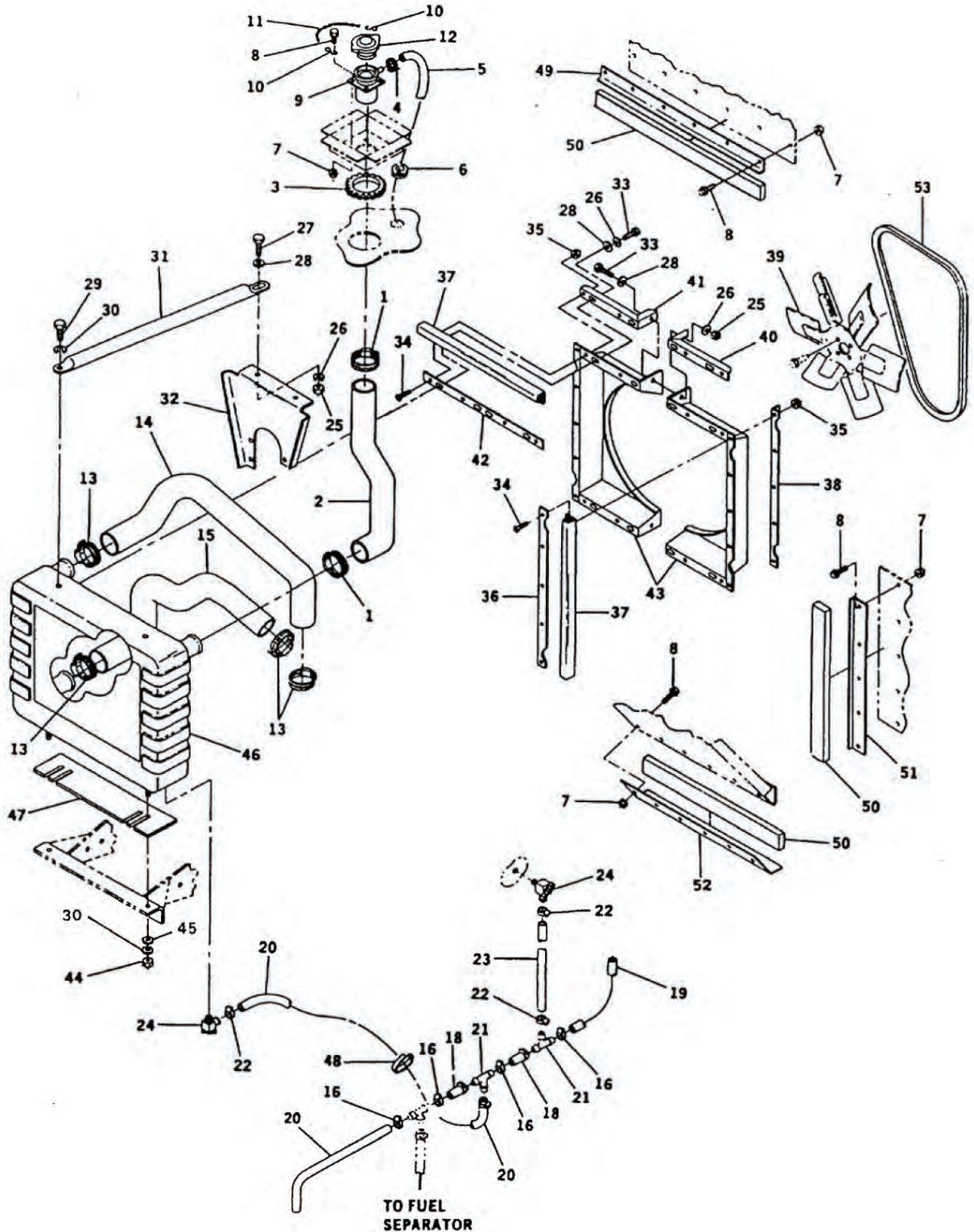


Figure 13. Coolant System (Sheet 1 of 2).

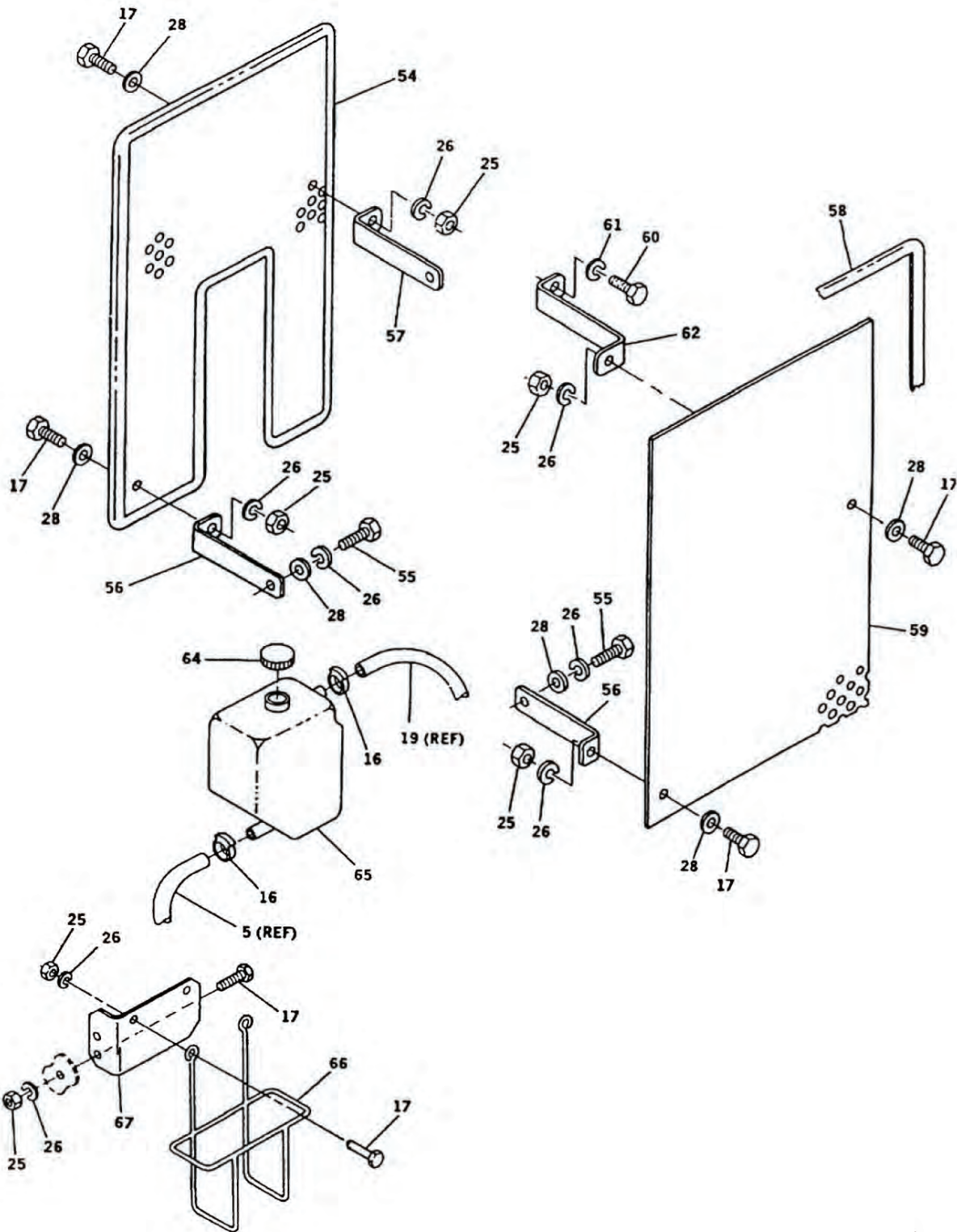


Figure 13. Coolant System (Sheet 2 of 2).

(1)	(2)		(3)	(4)	(5)	(6)	(7)
ITEM NO	SMR CODE		NSN	CAGEC	PART NUMBER	DESCRIPTION AND USABLE ON CODE (UOC)	QTY
	a. ARMY	b. AIR FORCE					
GROUP 05 COOLANT SYSTEM							
FIG. 13 COOLANT SYSTEM							
1	PAFZZ	PAOZZ	4730-01-470-1595	30554	88-20561-4	. CLAMP, HOSE	2
2	PAFZZ	PAOZZ	4720-01-374-0783	30554	88-22170	. HOSE, PREFORMED	1
3	MFFZZ	MOO		30554	88-21604-228	. GROMMET, NONMETALLIC MAKE FROM P/N 88-20543-2 (30554), AS REQUIRED UOC: EMK	1
3	MFFZZ	MOO		30554	97-24604-228	. GROMMET, NONMETALLIC MAKE FROM P/N 88-20543-2 (30554), AS REQUIRED UOC: 86Q	1
3	MFFZZ	MOO		30554	88-21605-228	. GROMMET, NONMETALLIC MAKE FROM P/N 88-20543-2 (30554), AS REQUIRED UOC: YNN	1
3	MFFZZ	MOO		30554	97-24605-228	. GROMMET, NONMETALLIC MAKE FROM P/N 88-20543-2 (30554), AS REQUIRED UOC: 86R	1
4	PAFZZ	PAOZZ	4730-00-908-3195	81343	SAE J1508-06	. CLAMP, HOSE	1
5	MFFZZ	MOO		30554	88-22302-12	. HOSE, NONMETALLIC MAKE FROM P/N MS521302A101360 (96906), 53 INCHES REQUIRED. RADIATOR OVERFLOW	1
6	PAFZZ	PAOZZ	5325-00-174-9038	96906	MS35489-20	. GROMMET, NONMETALLIC	1
7	PAFZZ	PAOZZ	5310-01-012-3595	30554	69-561-6	. NUT, PLAIN, ASSEMBLED	4
8	PAFZZ	PAOZZ	5306-01-156-7663	30554	88-20260-21	. SCREW, HEX WASHERHEAD	4
9	XDFZZ	XB		30554	88-21849	. NECK, FILL RADIATOR	1
10	PAFZZ	PAOZZ	4030-00-236-0843	96906	MS87006-11	. HOOK, CHAIN, S	2
11	MFFZZ	MOO		30554	88-21604-272	. CHAIN, CAP MAKE FROM P/N RRC271TY2CL7-16 (81348), 6.5 INCHES REQD UOC: EMK	1
11	MFFZZ	MOO		30554	97-24604-272	. CHAIN, CAP MAKE FROM P/N RRC271TY2CL7-16 (81348), 6.5 INCHES REQD UOC: 86Q	1
11	MFFZZ	MOO		30554	88-21605-272	. CHAIN, CAP MAKE FROM P/N RRC271TY2CL7-16 (81348), 6.5 INCHES REQD UOC: YNN	1
11	MFFZZ	MOO		30554	97-24605-272	. CHAIN, CAP MAKE FROM P/N RRC271TY2CL7-16 (81348), 6.5 INCHES REQD UOC: 86R	1
12	XCFZZ	XCOZZ	5340-01-368-6063	30554	88-22533	. CAP, FILLER OPENING ORDER NSN 5340-01-340-8706, P/N AX-2950 (78225), AND SOLDER LUG P/N 5413-28 (86928), TM 9-6115-643-24	1
13	PAFZZ	PAOZZ	4730-01-470-1567	30554	88-20561-3	. CLAMP, HOSE UOC: EMK, YNN	4

(1)	(2)		(3)	(4)	(5)	(6)	(7)
ITEM NO	SMR CODE		NSN	CAGEC	PART NUMBER	DESCRIPTION AND USABLE ON CODE (UOC)	QTY
	a. ARMY	b. AIR FORCE					
14	PAFZZ	PAOZZ	4720-01-385-1102	30554	88-22171	. HOSE, PREFORMED RADIATOR UPPER UOC: EMK, YNN	1
15	PAFZZ	PAOZZ	4720-01-368-5430	30554	88-22172	. HOSE, PREFORMED RADIATOR LOWER	1
16	PAFZZ	PAOZZ	4730-01-370-5426	30554	88-22554-2	. CLAMP, HOSE UOC: EMK, YNN	8
17	PAFZZ	PAOZZ	5305-00-068-0508	80204	B1821BH025C075N	. SCREW, CAP, HEX HEAD	10
18	MFFZZ	MOO		30554	88-22302-4	. HOSE, NONMETALLIC MAKE FROM P/N MS521302A101360 (96906), 31 INCHES REQUIRED	2
19	MFFZZ	MOO		30554	88-22302-6	. HOSE, NONMETALLIC MAKE FROM P/N MS521302A101360 (96906), 20 INCHES REQUIRED	2
20	MFFZZ	MOO		30554	88-22752-3	. HOSE, NONMETALLIC MAKE FROM P/N 483666 (49185), 12 INCHES REQUIRED	1
21	PAFZZ	PAOZZ	4730-01-531-4884	30554	88-22323	. TEE, HOSE	2
22	PAFZZ	PAOZZ	4730-01-378-5224	30554	88-22554-3	. CLAMP, HOSE	4
23	MFFZZ	MOO		30554	88-22752-2	. HOSE, COOLANT DRAIN MAKE FROM P/N 483666 (49185), 20 INCHES REQUIRED	1
24	PAFZZ	PAOZZ	4820-01-381-5079	30554	88-22751	. COCK, DRAIN UOC: EMK, YNN	2
25	PAFZZ	PAOZZ	5310-01-466-6312	30554	88-22790-1	. NUT, PLAIN, HEX	18
26	PAFZZ	PAOZZ	5310-00-274-8715	80205	MS35338-63	. WASHER, LOCK	24
27	PAFZZ	PAOZZ	5305-01-056-1501	30554	88-20260-32	. SCREW, HEX WASHERHEAD	2
28	PAFZZ	PAOZZ	5310-01-103-6042	96906	MS51412-4	. WASHER, FLAT	26
29	PAFZZ	PAOZZ	5305-01-458-1624	80204	B1821BH038C062N	. SCREW, CAP, HEX HEAD	2
30	PAFZZ	PAOZZ	5310-00-011-5093	80205	MS35338-65	. WASHER, LOCK	4
31	XDFZZ	XB		30554	88-21700	. TIE ROD, RADIATOR U	2
32	XDFZZ	XB		30554	88-22424	. SUPPORT, RADIATOR UOC: EMK, YNN	1
33	PAFZZ	PAOZZ	5305-00-068-0509	80204	B1821BH025C125N	. SCREW, CAP, HEX HEAD UOC: EMK, YNN	6
34	PAFZZ	PAOZZ	5305-01-466-4406	96906	MS51481-06	. SCREW, MACHINE	18
35	PAFZZ	PAOZZ	5310-00-811-3494	80205	MS21044N08	. NUT, SELF LOCKING	18
36	XDFZZ	XB		30554	88-22727	. SUPPORT, SIDE RADIATOR UOC: EMK, YNN	2
37	MFFZZ	MOO		30554	88-21604-364	. SEAL, RADIATOR MAKE FROM P/N 88-22712 (30554), AS REQUIRED UOC: EMK	1
37	MFFZZ	MOO		30554	88-21605-364	. SEAL, RADIATOR MAKE FROM P/N 88-22712 (30554), AS REQUIRED UOC: YNN	1
38	XDFZZ	XB		30554	88-22729	. STIFFENER, SIDE RADIATOR UOC: EMK, YNN	2
39	XDFZZ	XB	2930-01-466-8474	30554	88-22668	. FAN, ENGINE COOLING	1
40	XDFZZ	XB		30554	88-22725	. STIFFENER, RADIATOR LEFT SIDE UOC: EMK, YNN	2
41	XDFZZ	XB		30554	88-22726	. STIFFENER, RADIATOR RIGHT SIDE UOC: EMK, YNN	2
42	XDFZZ	XB		30554	88-22728	. SUPPORT, RADIATOR SE UOC: EMK, YNN	2

(1)	(2)		(3)	(4)	(5)	(6)	(7)
ITEM NO	SMR CODE		NSN	CAGEC	PART NUMBER	DESCRIPTION AND USABLE ON CODE (UOC)	QTY
	a. ARMY	b. AIR FORCE					
43	XDFZZ	XB	4140-01-466-8879	30554	88-21695	. SHROUD, FAN UOC: EMK, YNN	2
44	PAFZZ	PAOZZ	5310-01-466-6687	30554	88-22790-3	. NUT, PLAIN, HEX UOC: EMK, YNN	2
45	PAFZZ	PAOZZ	5310-01-257-7590	96906	MS51412-7	. WASHER, FLAT	2
46	PAFFF	PAOOO	2930-01-368-1071	30554	88-22167	. RADIATOR, ENGINE	1
47	XDFZZ	XB	5365-01-381-3773	30554	88-22703	. SPACER, SPECIAL UOC: EMK, YNN	1
48	PAFZZ	PAOZZ	5975-00-074-2072	96906	MS3367-1-9	. STRAP, TIEDOWN, ELECT UOC: EMK, YNN	1
49	XDFZZ	XB		30554	88-22723	. SUPPORT, UPPER FRONT UOC: EMK, YNN	1
50	MFFZZ	MOO		30554	88-21604-317	. SEAL, DOOR MAKE FROM P/N 6130TZS-S1SXPSA1S .75X1.00 (99739), AS REQUIRED UOC: EMK	1
50	MFFZZ	MOO		30554	88-21605-317	. SEAL, DOOR MAKE FROM P/N 6130TZS-S1SXPSA1S .75X1.00 (99739), AS REQUIRED UOC: YNN	1
51	XDFZZ	XB		30554	88-22724	. SUPPORT, SIDE FRONT UOC: EMK, YNN	2
52	XDFZZ	XB		30554	88-22722	. SUPPORT, LOWER RADIA UOC: EMK, YNN	1
53	PAFZZ	PAOZZ	3030-01-463-9774	30554	88-22740	. BELT, V UOC: EMK, YNN	1
54	XDFZZ	XB	4140-01-507-4176	30554	88-22490	. FAN, GUARD RIGHT SIDE UOC: EMK, YNN	1
55	PAFZZ	PAOZZ	5305-00-225-3843	80204	B1821BH025C100N	. SCREW, CAP, HEX HEAD	4
56	XDFZZ	XB		30554	88-22492	. FAN, GUARD SUPPORT UOC: EMK, YNN	4
57	XDFZZ	XB		30554	88-22491	. BRACKET	1
58	MFFZZ	MOO	9390-01-470-1205	30554	88-20187	. PROTECTOR, EDGE BMV12 58 MAKE FROM P/N 62-B7-1/16 (57137), AS REQUIRED UOC: EMK, YNN	1
59	XDFZZ	XB	4140-01-507-4174	30554	88-22489	. FAN GUARD LS LEFT SIDE UOC: EMK, YNN	1
60	PAFZZ	PAOZZ	5305-01-380-3395	80204	B18231B10025N	. SCREW, CAP, HEX HEAD	1
61	PAFZZ	PAOZZ	5310-01-099-9532	30554	88-22331-1	. WASHER, LOCK	1
62	XDFZZ	XB		30554	88-22493	. FAN GUARD SUPPORT B LEFT SIDE UOC: EMK, YNN	1
63	PAFZZ	PAOZZ	2930-01-370-2868	30554	88-20468	. TANK, RADIATOR, OVERFL (NOT SHOWN)	1
64	XAFZZ	XA		30554	88-20468-1	. . CAP	1
65	XAFZZ	XA		30554	88-20468-2	. . BOTTLE	1
66	XAFZZ	XA		30554	88-20468-3	. . CAGE, BOTTLE	1
67	XDFZZ	XB		30554	88-22543	. BRACKET, OVERFLOW	1

END OF FIGURE

FIELD AND SUSTAINMENT MAINTENANCE
15 kW 50/60 AND 400 Hz SKID MOUNTED TACTICAL QUIET GENERATOR SETS
GROUP 05 COOLANT SYSTEM

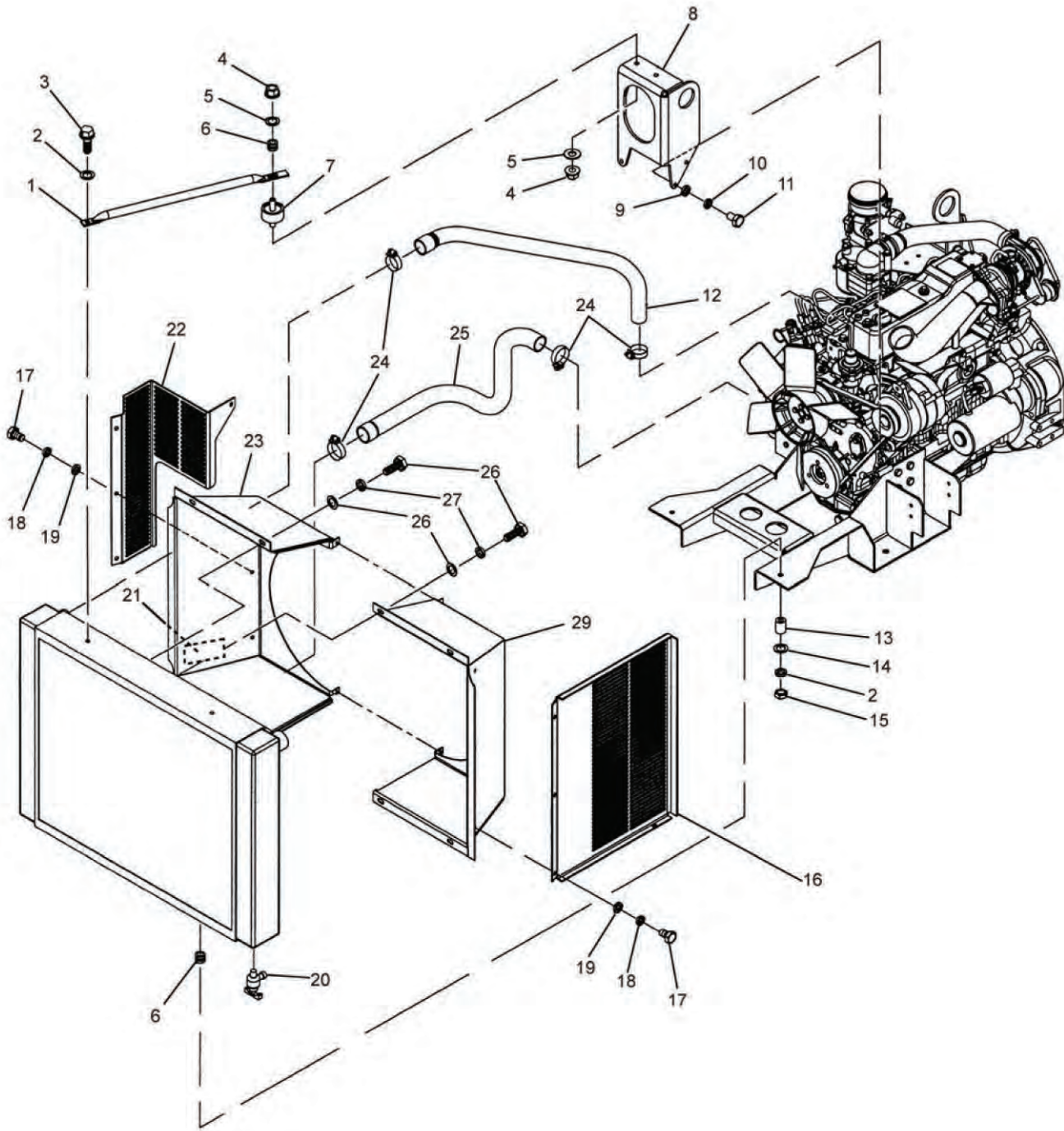


Figure 14. Coolant System.

(1)	(2)		(3)	(4)	(5)	(6)	(7)
ITEM NO	SMR CODE		NSN	CAGEC	PART NUMBER	DESCRIPTION AND USABLE ON CODE (UOC)	QTY
	a. ARMY	b. AIR FORCE					
GROUP 05 COOLANT SYSTEM							
FIG. 14 COOLANT SYSTEM							
1	XBFZZ	XBFZZ		30554	97-24034	. TIE-ROD, RADIATOR, UP UOC: 86Q, 86R.....	2
2	PAFZZ	PAFZZ	5310-01-531-6724	30554	88-20556-7	. WASHER, LOCK UOC: 86Q, 86R.....	4
3	PAFZZ	PAFZZ		30554	88-20260-51	. SCREW UOC: 86Q, 86R.....	2
4	PAFZZ	PAFZZ	5310-00-696-5173	30554	69-561-5	. NUT, PLAIN, ASSEMBLED UOC: 86Q, 86R.....	4
5	PAFZZ	PAFZZ	5310-00-809-4058	30554	88-20564-2	. WASHER, FLAT UOC: 86Q, 86R.....	2
6	PAFZZ	PAFZZ		30554	00-24003-1	. GROMMET, RADIATOR UOC: 86Q, 86R.....	2
7	XBFZZ	XBFZZ	5340-01-550-0921	30554	00-24004	. MOUNT, RADIATOR UOC: 86Q, 86R.....	2
8	XBFZZ	XBFZZ		30554	97-24019	. SUPPORT, RADIATOR, UPPER UOC: 86Q, 86R.....	1
9	PAFZZ	PAFZZ	5310-01-531-4937	30554	88-20033-24A	. WASHER, FLAT UOC: 86Q, 86R.....	3
10	PAFZZ	PAFZZ	5310-01-099-9532	30554	88-22331-1	. WASHER, LOCK UOC: 86Q, 86R.....	3
11	PAFZZ	PAFZZ	5306-01-179-1438	80204	B18231A10025N	. BOLT, MACHINE UOC: 86Q, 86R.....	3
12	PAFZZ	PAFZZ		30554	97-24036	. HOSE, UPPER, RADIATOR UOC: 86Q, 86R.....	1
13	PAFZZ	PAFZZ		30554	00-24003-2	. GROMMET, RADIATOR UOC: 86Q, 86R.....	2
14	PAFZZ	PAFZZ	5310-01-532-0321	30554	88-20033-31A	. WASHER, FLAT UOC: 86Q, 86R.....	2
15	PAFZZ	PAFZZ	5310-01-466-6687	30554	88-22790-3	. NUT, HEX UOC: 86Q, 86R.....	2
16	XBFZZ	XBFZZ		30554	97-24040	. GUARD, FAN, LEFT UOC: 86Q, 86R.....	1
17	PAFZZ	PAFZZ	5305-01-369-2166	30554	88-20260-30	. SCREW, CAP, HEX HEAD UOC: 86Q, 86R.....	6
18	PAFZZ	PAFZZ		30554	88-20556-38	. WASHER, LOCK UOC: 86Q, 86R.....	6
19	PAFZZ	PAFZZ	5310-01-531-4939	30554	88-20033-22A	. WASHER, FLAT UOC: 86Q, 86R.....	6
20	PAFZZ	PAFZZ	4820-01-381-5079	30554	88-22751	. COCK, DRAIN UOC: 86Q, 86R.....	1
21	PAFZZ	PAFZZ		30554	97-24146	. NAMEPLATE, OIL, CHECK UOC: 86Q, 86R.....	1
22	XBFZZ	XBFZZ		30554	97-24041	. GUARD, FAN, RIGHT UOC: 86Q, 86R.....	1
23	XBFZZ	XBFZZ		30554	97-24032	. SHROUD, RADIATOR RH UOC: 86Q, 86R.....	1
24	PAFZZ	PAFZZ	4730-01-470-1567	30554	88-20561-3	. CLAMP, HOSE UOC: 86Q, 86R.....	4
25	PAFZZ	PAFZZ		30554	97-24035	. HOSE, LOWER, RADIATOR UOC: 86Q, 86R.....	1

(1)	(2)		(3)	(4)	(5)	(6)	(7)
ITEM NO	SMR CODE		NSN	CAGEC	PART NUMBER	DESCRIPTION AND USABLE ON CODE (UOC)	QTY
	a. ARMY	b. AIR FORCE					
26	PAFZZ	PAFZZ	5305-01-369-2166	30554	88-20260-30	. SCREW, CAP, HEX HEAD UOC: 86Q, 86R.....	8
27	PAFZZ	PAFZZ	5310-01-531-4939	30554	88-20033-22A	. WASHER, FLAT UOC: 86Q, 86R.....	2
28	PAFZZ	PAFZZ		30554	88-20556-38	. WASHER, LOCK UOC: 86Q, 86R.....	2
29	XBFZZ	XBFZZ		30554	97-24033	. SHROUD, RADIATOR LH UOC: 86Q, 86R.....	1

END OF FIGURE

FIELD AND SUSTAINMENT MAINTENANCE

15 kW 50/60 AND 400 Hz SKID MOUNTED TACTICAL QUIET GENERATOR SETS

GROUP 06 FUEL SYSTEM: FUEL TANK, LINES, AND FITTINGS

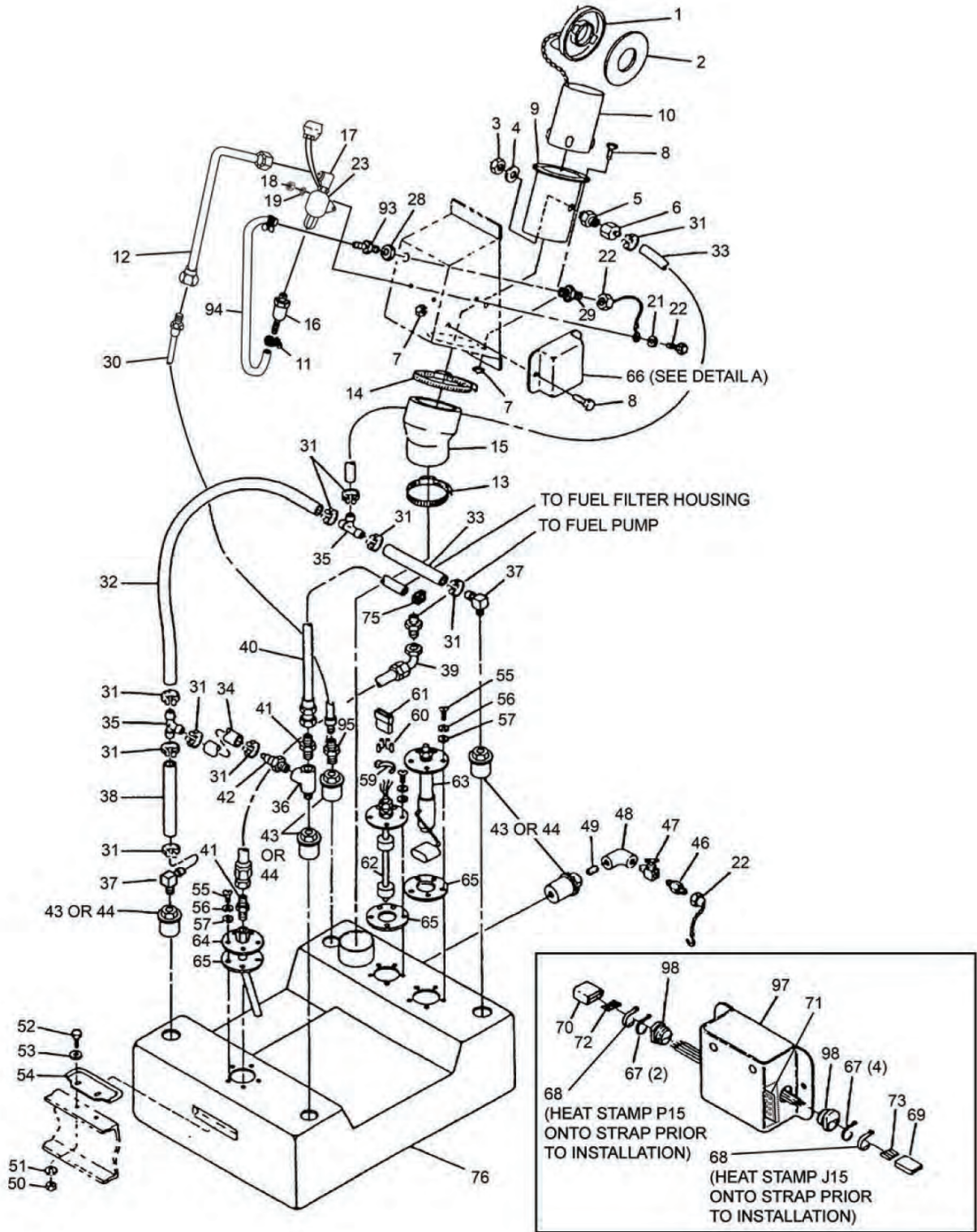


Figure 15. Fuel Tank, Lines, and Fittings (Sheet 1 of 2).

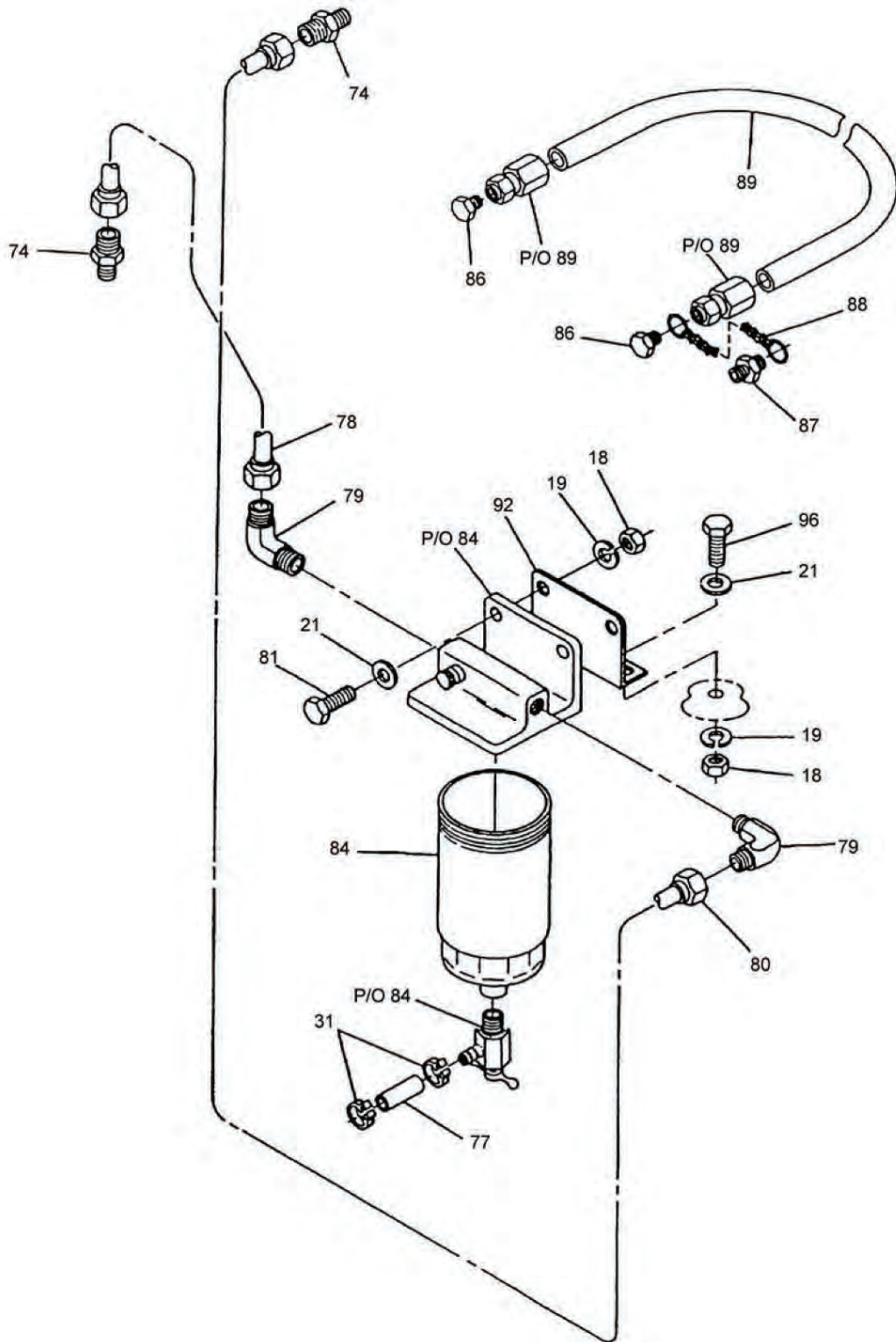


Figure 15. Fuel Tank, Lines, and Fittings (Sheet 2 of 2).

(1)	(2)		(3)	(4)	(5)	(6)	(7)
ITEM NO	SMR CODE		NSN	CAGEC	PART NUMBER	DESCRIPTION AND USABLE ON CODE (UOC)	QTY
	a. ARMY	b. AIR FORCE					
GROUP 06 FUEL SYSTEM							
FIG. 15 FUEL TANK, LINES, AND FITTINGS							
1	PAFZZ	PAOZZ	2590-00-141-9758	96906	MS35645-1	. CAP, FILLER OPENING	1
2	PAFZZ	PAOZZ	5330-00-684-7851	96906	MS35643-1	. GASKET	1
3	PAFZZ	PAOZZ	4730-01-532-0694	30554	88-22795	. NUT, SEAL	1
4	PAFZZ	PAOZZ	5310-01-267-1685	96906	MS51412-8	. WASHER, FLAT	1
5	PAFZZ	PAOZZ	4730-00-802-2560	81343	4-2 140137	. NIPPLE, HEX	1
6	PAFZZ	PAOZZ	4730-01-134-9827	30554	88-21884	. CONNECTOR, FEMALE	1
7	PAFZZ	PAOZZ	5310-01-012-3595	30554	69-561-6	. NUT, PLAIN, ASSEMBLED	8
8	PAFZZ	PAOZZ	5306-01-156-7663	30554	88-20260-21	. SCREW, HEX WASHERHEAD	8
9	XDFZZ	XB	5340-01-465-7761	30554	88-21892	. FILLER NECK, FUEL T	1
10	XDFZZ	XB	5340-01-465-7765	30554	88-21893	. TUBE, FILLER NECK	1
11	PAFZZ	PAOZZ	4730-00-908-3195	81343	SAE J1508-06	. CLAMP, HOSE UOC: EMK, YNN	2
12	XDFZZ	XB		30554	88-22111	. TUBE ASSY, OUTLET	1
13	PAFZZ	PAOZZ	4730-01-470-1578	30554	88-20561-6	. CLAMP, HOSE	1
14	PAFZZ	PAOZZ	4730-01-470-1701	30554	88-20561-7	. CLAMP, HOSE	1
15	PBFZZ	PBOZZ	4720-01-392-0319	30554	88-22068	. HOSE, PREFORMED	1
16	PAFZZ	PAOZZ	2910-01-553-6571	72850	00-24000	. FILTER, FUEL UOC: EMK, YNN	1
17	PAFZZ	PAOZZ	4730-00-187-0840	81343	4-2 070102C	. ADAPTER, PIPE TO TUBE	1
18	PAFZZ	PAOZZ	5310-01-466-6312	30554	88-22790-1	. NUT, PLAIN, HEX	6
19	PAFZZ	PAOZZ	5310-00-274-8715	80205	MS35338-63	. WASHER, LOCK	6
20	PAFZZ	PAOZZ	5306-00-484-5730	30554	88-20260-31	. BOLT, MACHINE	2
21	PAFZZ	PAOZZ	5310-01-103-6042	96906	MS51412-4	. WASHER, FLAT	6
22	PAFZZ	PAOZZ	4730-00-812-1333	93742	69-539-2	. CAP, TUBE	2
23	AFFFF	AOO		30554	00-24002-1	. PUMP, FUEL UOC: EMK, YNN	1
24	PAFZZ	PAOZZ	5975-00-074-2072	96906	MS3367-1-9	. STRAP, TIEDOWN, ELECT UOC: EMK, YNN	1
25					NOT USED		
26					NOT USED		
27					NOT USED		
28	PAFZZ	PAOZZ	4730-01-343-3192	96906	MS51860-54Z	. LOCKNUT, TUBE FITTING UOC: EMK, YNN	1
29	PAFZZ	PAOZZ	4730-01-123-8618	96906	MS51520A5	. ADAPTER, STRAIGHT, TU UOC: EMK, YNN	1
30	PAFZZ	PAOZZ	4720-01-375-1391	30554	88-22338-1	. HOSE ASSEMBLY, NONMET	1
31	PAFZZ	PAOZZ	4730-00-063-7919	30554	88-20029-4	. CLAMP, HOSE	12
32	MFFZZ	MOO		30554	88-21604-146	. HOSE, NONMETALLIC MAKE FROM P/N 88-20579-3 (30554), 33 INCHES REQUIRED UOC: EMK	1
32	MFFZZ	MOO		30554	97-24604-146	. HOSE, NONMETALLIC MAKE FROM P/N 88-20579-3 (30554), 33 INCHES REQUIRED UOC: 86Q	1

(1)	(2)		(3)	(4)	(5)	(6)	(7)
ITEM NO	SMR CODE		NSN	CAGEC	PART NUMBER	DESCRIPTION AND USABLE ON CODE (UOC)	QTY
	a. ARMY	b. AIR FORCE					
32	MFFZZ	MOO		30554	88-21605-146	. HOSE, NONMETALLIC MAKE FROM P/N 88-20579-3 (30554), 33 INCHES REQUIRED UOC: YNN	1
32	MFFZZ	MOO		30554	97-24605-146	. HOSE, NONMETALLIC MAKE FROM P/N 88-20579-3 (30554), 33 INCHES REQUIRED UOC: 86R	1
33	MFFZZ	MOO		30554	88-21604-104	. HOSE, NONMETALLIC MAKE FROM P/N 88-20579-3 (30554), 12 INCHES REQUIRED UOC: EMK	2
33	MFFZZ	MOO		30554	97-24604-104	. HOSE, NONMETALLIC MAKE FROM P/N 88-20579-3 (30554), 12 INCHES REQUIRED UOC: 86Q	2
33	MFFZZ	MOO		30554	88-21605-104	. HOSE, NONMETALLIC MAKE FROM P/N 88-20579-3 (30554), 12 INCHES REQUIRED UOC: YNN	2
33	MFFZZ	MOO		30554	97-24605-104	. HOSE, NONMETALLIC MAKE FROM P/N 88-20579-3 (30554), 12 INCHES REQUIRED UOC: 86R	2
34	MFFZZ	MOO		30554	88-21604-151	. HOSE, NONMETALLIC MAKE FROM P/N 88-20579-3 (30554), 20 INCHES REQUIRED UOC: EMK	1
34	MFFZZ	MOO		30554	97-24604-151	. HOSE, NONMETALLIC MAKE FROM P/N 88-20579-3 (30554), 20 INCHES REQUIRED UOC: 86Q	1
34	MFFZZ	MOO		30554	88-21605-151	. HOSE, NONMETALLIC MAKE FROM P/N 88-20579-3 (30554), 20 INCHES REQUIRED UOC: YNN	1
34	MFFZZ	MOO		30554	97-24605-151	. HOSE, NONMETALLIC MAKE FROM P/N 88-20579-3 (30554), 20 INCHES REQUIRED UOC: 86R	1
35	XDFZZ	XB	4730-01-474-2274	30554	88-21883	. TEE, HOSE	2
36	PAFZZ	PAOZZ	4730-00-177-6166	81343	4-4-4 140424C	. TEE, PIPE	1
37	PAFZZ	PAOZZ	4730-00-041-2526	30554	88-21114-2	. ELBOW, PIPE TO HOSE	1
38	MFFZZ	MOO		30554	88-21604-343	. HOSE, NONMETALLIC MAKE FROM P/N 88-20579-3 (30554), 9 INCHES REQUIRED UOC: EMK	1
38	MFFZZ	MOO		30554	97-24604-343	. HOSE, NONMETALLIC MAKE FROM P/N 88-20579-3 (30554), 9 INCHES REQUIRED UOC: 86Q	1
38	MFFZZ	MOO		30554	88-21605-343	. HOSE, NONMETALLIC MAKE FROM P/N 88-20579-3 (30554), 9 INCHES REQUIRED UOC: YNN	1
38	MFFZZ	MOO		30554	97-24605-343	. HOSE, NONMETALLIC MAKE FROM P/N 88-20579-3 (30554), 9 INCHES REQUIRED UOC: 86R	1

(1)	(2)		(3)	(4)	(5)	(6)	(7)
ITEM NO	SMR CODE		NSN	CAGEC	PART NUMBER	DESCRIPTION AND USABLE ON CODE (UOC)	QTY
	a. ARMY	b. AIR FORCE					
39	PAFZZ	PAOZZ	4720-01-394-1931	30554	88-22326-1	. HOSE ASSEMBLY, NONME	1
40	PAFZZ	PAOZZ	4720-01-366-7172	30554	88-22325	. HOSE ASSEMBLY, NONME	1
41	PAFZZ	PAOZZ	4730-00-995-1559	96906	MS51500A6	. ADAPTER, STRAIGHT, PI	2
42	PAFZZ	PAOZZ	4730-00-200-0531	30554	88-21173	. ADAPTER, STRAIGHT, PI	2
43	PAFZZ	PAOZZ	4820-01-480-0846	30554	88-20043	. ADAPTER, DRAIN	5
44	PAFZZ	PAOZZ	4930-01-475-0388	30554	88-20049	. FITTING ASSY	5
45					NOT USED		
46	PAFZZ	PAOZZ	4730-00-620-6904	96906	MS51500A5-4	. ADAPTER, STRAIGHT, PI	1
47	PAFZZ	PAOZZ	4820-01-540-3024	30554	88-22096-2	. COCK, SHUTOFF, SCREW	1
48	PAFZZ	PAOZZ	4730-00-613-6468	81343	4-4-130238	. ELBOW, PIPE 90 DEGREE	1
49	PAFZZ	PAOZZ	4730-00-765-9103	30554	72-2173-1	. NIPPLE, PIPE	1
50	PAFZZ	PAOZZ	5310-01-470-1286	30554	88-22790-2	. NUT, PLAIN, HEX	4
51	PAFZZ	PAOZZ	5310-00-011-6120	96906	MS35338-64	. WASHER, LOCK	4
52	PAFZZ	PAOZZ	5306-00-226-4827	80204	B1821BH03C100N	. BOLT, MACHINE	4
53	PAFZZ	PAOZZ	5310-00-044-6477	96906	MS51412-25	. WASHER, FLAT	4
54	XDFZZ	XB		30554	88-21854	. HOLDDOWN, FUEL TANK	2
55	PAFZZ	PAOZZ	5305-01-165-1254	96906	MS51492-14	. SCREW, MACHINE	15
56	PAFZZ	PAOZZ	5310-00-274-8710	80205	MS35338-62	. WASHER, LOCK	15
57	PAFZZ	PAOZZ	5310-01-234-9416	96906	MS51412-2	. WASHER, FLAT	15
58	AFFFF	AOO		30554	88-22547	. SWITCH ASSY, FUEL SENDER (NOT SHOWN)	1
59	PAFZZ	PAOZZ	5975-00-074-2072	96906	MS3367-1-9	. . STRAP, TIEDOWN, ELECT	1
60	PAFZZ	PAOZZ	5999-01-092-2655	30554	88-20476	. . CONTACT, ELECTRICAL	4
61	PAFZZ	PAOZZ	5935-00-483-0259	30554	88-20475	. . CONNECTOR BODY, RECE	1
62	PAFZZ	PAOZZ	2910-01-376-2268	30554	88-21121-1	. . SWITCH, FUEL LEVEL	1
63	PAFZZ	PAOZZ	2910-01-369-5012	30554	88-21162-3	. . SWITCH, FUEL LEVEL	1
64	XDFZZ	XB		30554	88-21850	. PICK-UP TUBE ASSY	1
65	PAFZZ	PAOZZ	5330-01-366-2836	30554	88-20286	. GASKET	3
66	PAFZZ	PAOZZ	6680-01-392-8821	30554	88-20492	. FLOAT SWITCH, MODULE (NOT SHOWN)	1
67	PAFZZ	PAOZZ	5975-00-727-5153	96906	MS3367-4-9	. . STRAP, TIEDOWN, ELECT	6
68	PAFZZ	PAOZZ	5975-00-074-2072	96906	MS3367-1-9	. . STRAP, TIEDOWN, ELECT	2
69	PAFZZ	PAOZZ	5935-00-315-9563	30554	88-20474	. . CONNECTOR BODY, RECE	1
70	PAFZZ	PAOZZ	5935-00-483-0259	30554	88-20475	. . CONNECTOR BODY, RECE	1
71	XAFFF	XAOOO		30554	88-20493	. . PC BOARD ASSY, FLO (NOT SHOWN)	1
72	PAFZZ	PAOZZ	5999-01-092-2655	30554	88-20476	. . . CONTACT, ELECTRICAL	4
73	PAFZZ	PAOZZ	5999-01-039-8438	30554	88-20477	. . . CONTACT, ELECTRICAL	4
74	PAFZZ	PAOZZ	4730-01-376-4256	30554	88-22324	. ADAPTER, STRAIGHT, TUBE UOC: EMK, YNN	3
75	PAFZZ	PAOZZ	4730-00-024-3971	81343	SAE J1508	. CLAMP, HOSE	1
76	PBFZZ	PBOZZ	2910-01-388-6383	30554	88-21043	. TANK, FUEL, ENGINE	1
77	MFFZZ	MOO		30554	88-21604-339	. HOSE, NONMETALLIC MAKE FROM P/N 88-20579-3 (30554), 32 INCHES REQUIRED UOC: EMK	1
77	MFFZZ	MOO		30554	97-24604-339	. HOSE, NONMETALLIC MAKE FROM P/N 88-20579-3 (30554), 32 INCHES REQUIRED UOC: 86Q	1
77	MFFZZ	MOO		30554	88-21605-339	. HOSE, NONMETALLIC MAKE FROM P/N 88-20579-3 (30554), 32 INCHES REQUIRED UOC: YNN	1

(1)	(2)		(3)	(4)	(5)	(6)	(7)
ITEM NO	SMR CODE		NSN	CAGEC	PART NUMBER	DESCRIPTION AND USABLE ON CODE (UOC)	QTY
	a. ARMY	b. AIR FORCE					
77	MFFZZ	MOO		30554	97-24605-339	. HOSE, NONMETALLIC MAKE FROM P/N 88-20579-3 (30554), 32 INCHES REQUIRED UOC: 86R	1
78	XDFZZ	XB		30554	88-22486	. TUBE, FUEL FILTER UOC: EMK, YNN	1
79	PAFZZ	PAOZZ	4730-00-812-7999	96906	MS51504A6	. ELBOW, PIPE TO TUBE UOC: EMK, YNN	2
80	XDFZZ	XB		30554	88-22485	. TUBE, FILTER INLET UOC: EMK, YNN	1
81	PAFZZ	PAOZZ	5305-00-225-3843	80204	B1821BH025C100N	. SCREW, CAP, HEX HEAD	4
82					NOT USED		
83					NOT USED		
84	PBFFF	PBOOO	2910-01-364-9843	30554	88-21101	. FILTER, FUEL UOC: EMK, YNN	1
85	PAFZZ	PAOZZ	4720-00-021-3320	30554	69-668	. LINE, FUEL, AUXILIARY (NOT SHOWN)	1
86	PAFZZ	PAOZZ	5340-01-086-2049	30554	88-20024-5	. . PLUG, TUBING	2
87	PAFZZ	PAOZZ	4730-01-126-2173	30554	75-0809	. . UNION	1
88	MFFZZ	MOO		30554	69-668-2	. . CHAIN, WELDLESS MAKE FROM P/N RR-C-271 TY2CL6 (80244), 13 LINKS REQD	1
89	PAFZZ	PAOZZ	4720-01-215-0816	30554	88-20551-1	. . HOSE ASSEMBLY, NONME	1
90					NOT USED		
91					NOT USED		
92	XDFZZ	XB		30554	88-22748	. BRACKET, SUPPORT UOC: EMK, YNN	1
93	PAFZZ	PAOZZ	4730-01-407-0649	30554	88-22765	. ADAPTER, STRAIGHT, TUBE UOC: EMK, YNN	1
94	MFFZZ	MOO		30554	88-21604-396	. HOSE, NONMETALLIC MAKE FROM P/N 88-20579-4 (30554), 11 INCHES REQUIRED UOC: EMK	1
94	MFFZZ	MOO		30554	88-21605-396	. HOSE, NONMETALLIC MAKE FROM P/N 88-20579-4 (30554), 11 INCHES REQUIRED UOC: YNN	1
95	PAFZZ	PAOZZ	4730-01-309-6370	96906	MS51500B4-4Z	. ADAPTER, STRAIGHT, PI	1
96	PAFZZ	PAOZZ	5305-00-068-0508	80204	B1821BH025C075N	. SCREW, CAP, HEX HEAD	2
97	PAFZZ	PAOZZ		30554	88-22643	. . CHASSIS ASSY, FL SW MOD	1
98	PAFZZ	PAOZZ		30554	88-22654	. . BUSHING, STRAIN RELIEF	2

END OF FIGURE

FIELD AND SUSTAINMENT MAINTENANCE

15 kW 50/60 AND 400 Hz SKID MOUNTED TACTICAL QUIET GENERATOR SETS

GROUP 06 FUEL SYSTEM: FUEL TANK, LINES, AND FITTINGS

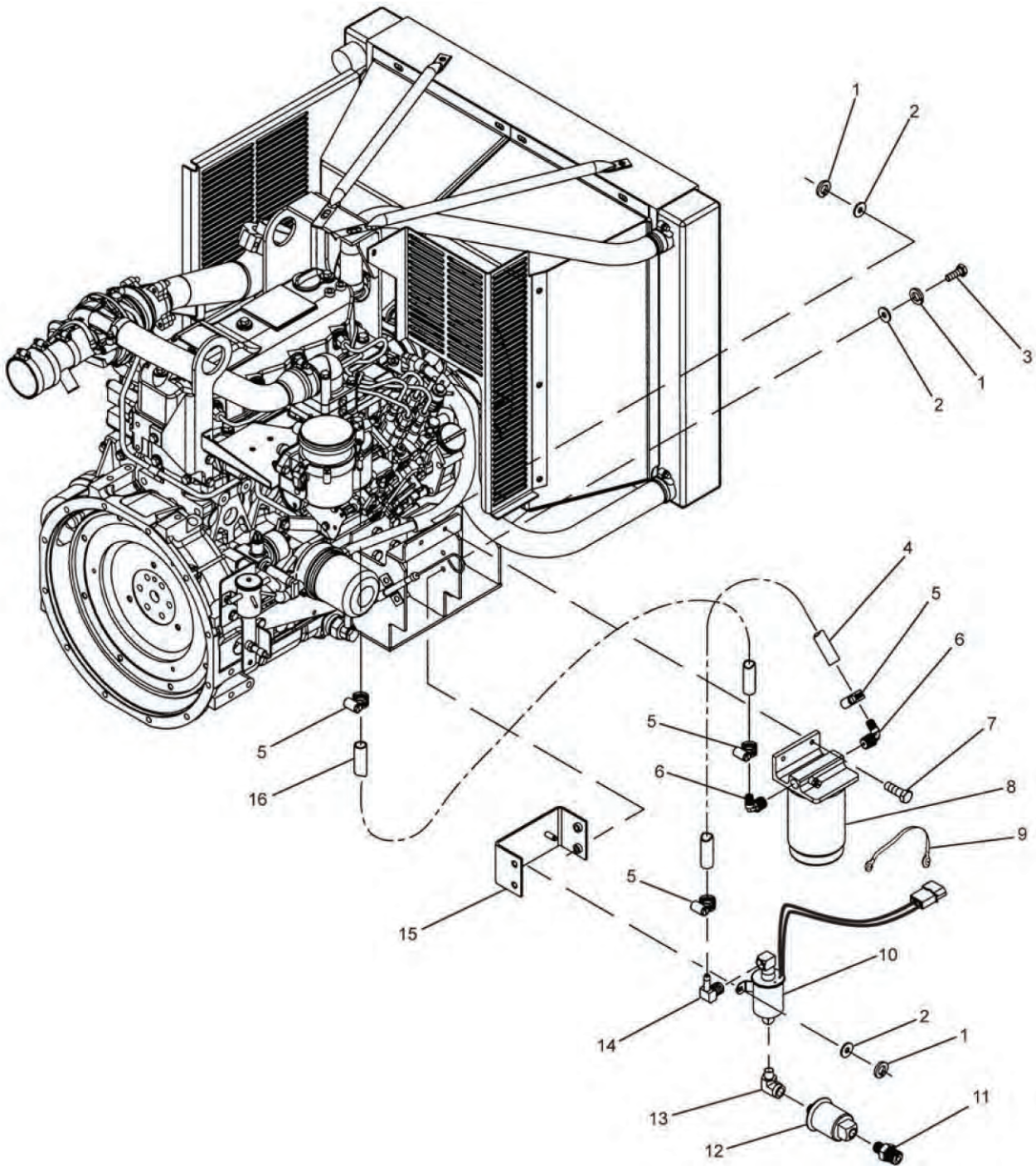


Figure 16. Fuel Tank, Lines, and Fittings.

(1)	(2)		(3)	(4)	(5)	(6)	(7)
ITEM NO	SMR CODE		NSN	CAGEC	PART NUMBER	DESCRIPTION AND USABLE ON CODE (UOC)	QTY
	a. ARMY	b. AIR FORCE					

GROUP 06 FUEL SYSTEM

FIG. 16 FUEL TANK, LINES, AND FITTINGS

1	PAFZZ	PAFZZ		30554	88-20556-38	. WASHER, LOCK UOC: 86Q, 86R.....	10
2	PAFZZ	PAFZZ	5310-01-531-4939	30554	88-20033-22A	. WASHER, FLAT UOC: 86Q, 86R.....	10
3	PAFZZ	PAFZZ	5305-01-369-2166	30554	88-20260-30	. SCREW, CAP, HEX HEAD UOC: 86Q, 86R.....	4
4	MFFZZ	MOF		30554	97-24071	. HOSE, 0.75 DIA., 13.0 IN. MAKE FROM (98411) 208-5 UOC: 86Q, 86R.....	1
5	PAFZZ	PAFZZ	4730-01-470-1626	30554	88-20561-1	. CLAMP, HOSE UOC: 86Q, 86R.....	4
6	PAFZZ	PAFZZ	4730-01-051-9840	81343	4-4 070202C	. ELBOW UOC: 86Q, 86R.....	2
7	PAFZZ	PAFZZ	5305-01-379-5734	30554	88-20260-35	. SCREW/WASHER UOC: 86Q, 86R.....	2
8	PAFZZ	PAFZZ	2910-01-364-9843	30554	88-21101	. FILTER, FLUID UOC: 86Q, 86R.....	2
9	PAFZZ	PAFZZ	5975-00-074-2072	30554	88-20018-1	. STRAP, TIEDOWN, ELECTR UOC: 86Q, 86R.....	1
10	PAFZZ	PAFZZ		30554	88-24002-1	. PUMP, FUEL UOC: 86Q, 86R.....	1
11	PAFZZ	PAFZZ	4730-00-187-0840	30554	88-21755-4	. ADAPTER, PIPE TO TUBE UOC: 86Q, 86R.....	1
12	PAFZZ	PAFZZ	2910-01-553-6571	30554	00-24000	. FILTER, FUEL UOC: 86Q, 86R.....	1
13	PAFZZ	PAFZZ	4730-00-725-3664	81343	2-2 140239C	. ELBOW UOC: 86Q, 86R.....	1
14	PAFZZ	PAFZZ		30554	98-19744-03	. FITTING, BEADED TUBE UOC: 86Q, 86R.....	1
15	XBFZZ	XBFZZ		30554	97-24044	. BRACKET, FUEL PUMP UOC: 86Q, 86R.....	3
16	MFFZZ	MOF		30554	97-24071	. HOSE, 0.75 DIA., 13.0 IN. MAKE FROM (98441) 208-5 UOC: 86Q, 86R.....	1

END OF FIGURE

FIELD AND SUSTAINMENT MAINTENANCE

15 kW 50/60 AND 400 Hz SKID MOUNTED TACTICAL QUIET GENERATOR SETS

GROUP 07 OUTPUT BOX ASSEMBLY: OUTPUT BOX INSTALLATION

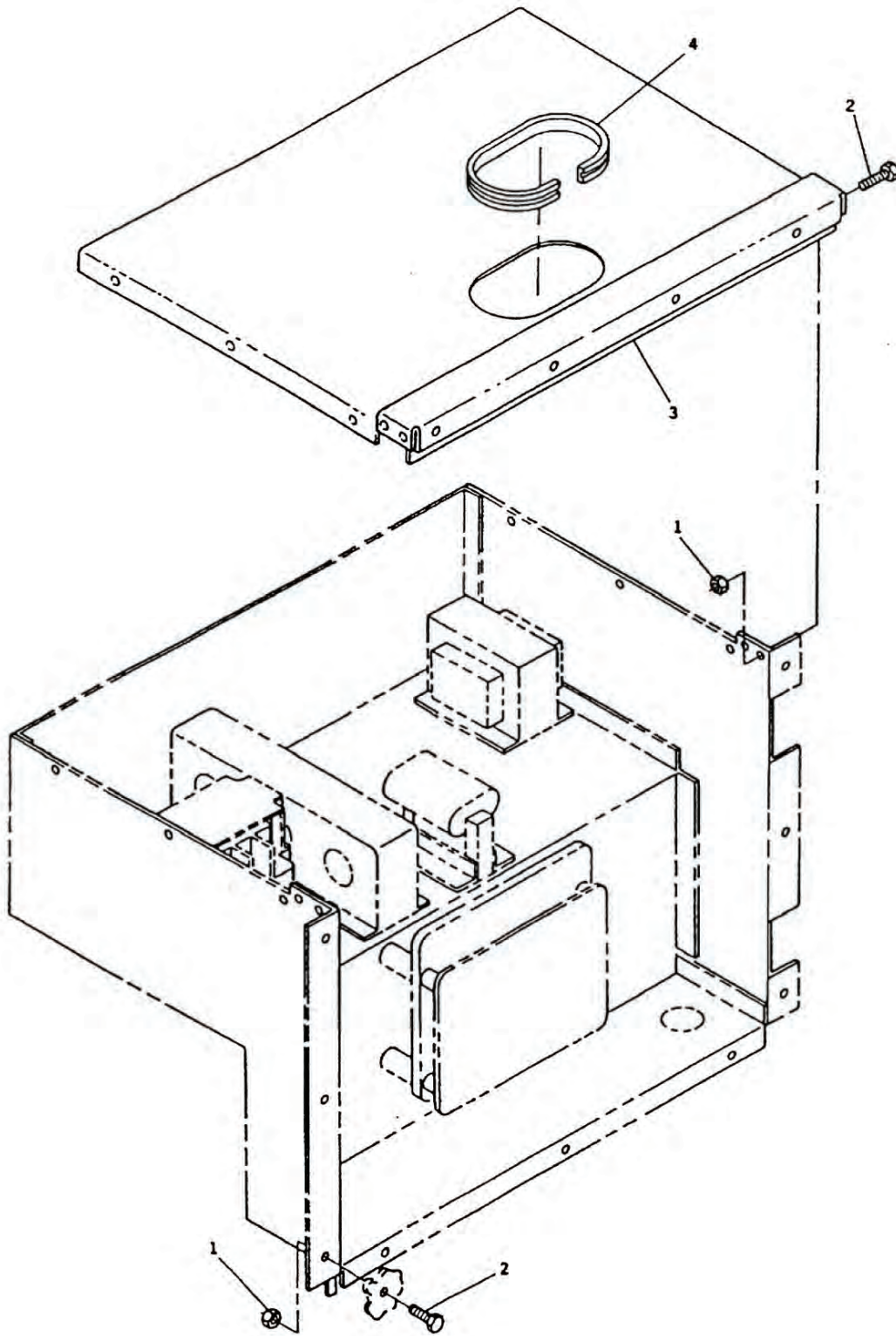


Figure 17. Output Box Installation.

(1)	(2)		(3)	(4)	(5)	(6)	(7)
ITEM NO	SMR CODE		NSN	CAGEC	PART NUMBER	DESCRIPTION AND USABLE ON CODE (UOC)	QTY
	a. ARMY	b. AIR FORCE					

GROUP 07 OUTPUT BOX ASSEMBLY

FIG. 17 OUTPUT BOX INSTALLATION

1	PAFZZ	PAOZZ	5310-01-012-3595	30554	69-561-6	. NUT, PLAIN, ASSEMBLED	19
2	PAFZZ	PAOZZ	5306-01-156-7663	30554	88-20260-21	. SCREW, HEX WASHERHEAD	19
3	XDFZZ	XB		30554	88-22701	. OUTPUT BOX, TOP	1
4	MFFZZ	MOO		30554	88-22704	. EDGING, RUBBER MAKE FROM P/N ZX-4134 (1X968), AS REQUIRED	1

END OF FIGURE

FIELD AND SUSTAINMENT MAINTENANCE

15 kW 50/60 AND 400 Hz SKID MOUNTED TACTICAL QUIET GENERATOR SETS

GROUP 07 OUTPUT BOX ASSEMBLY: ENGINE/OUTPUT BOX HARNESS

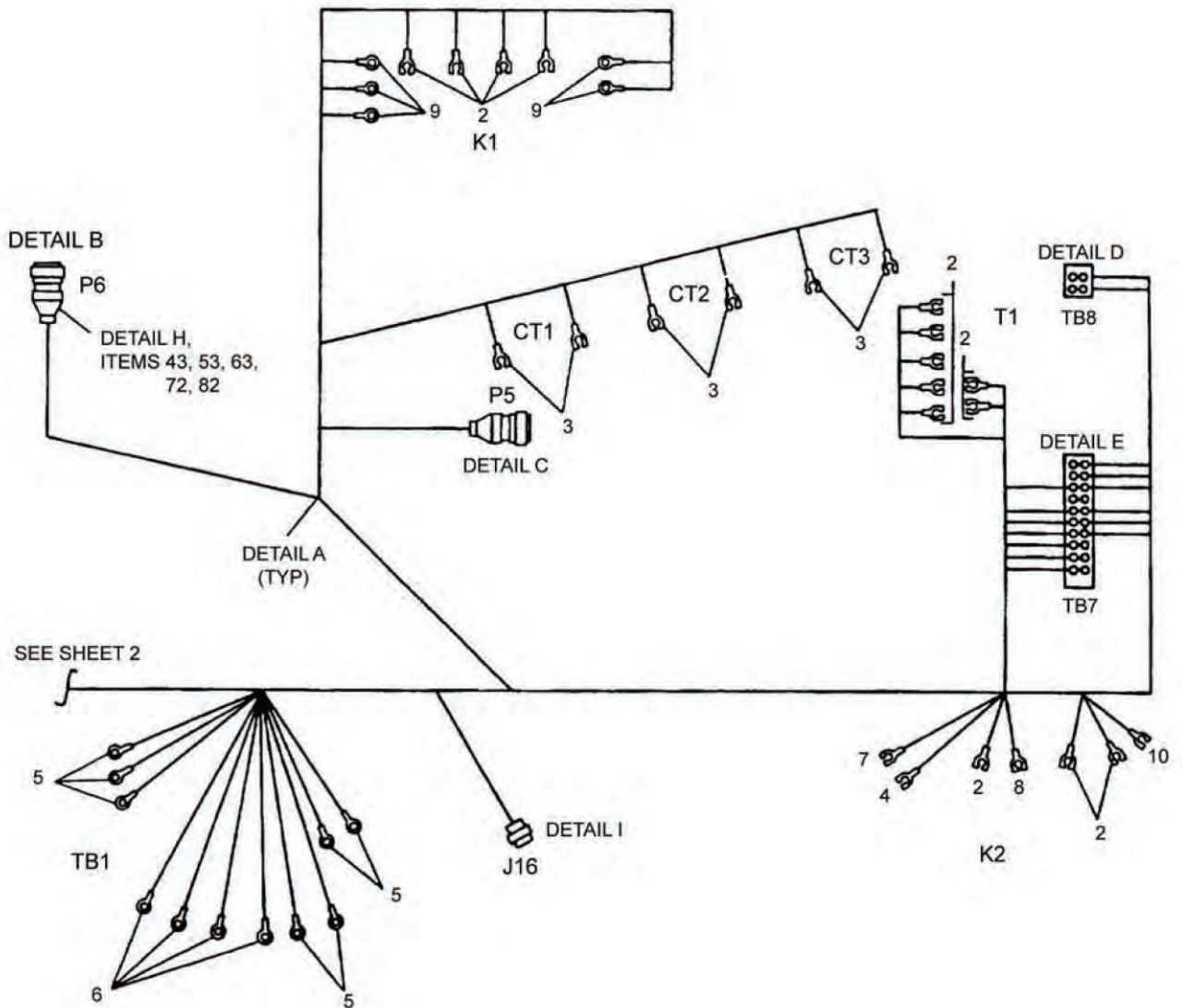


Figure 18. Engine/Output Box Harness (Sheet 1 of 8).

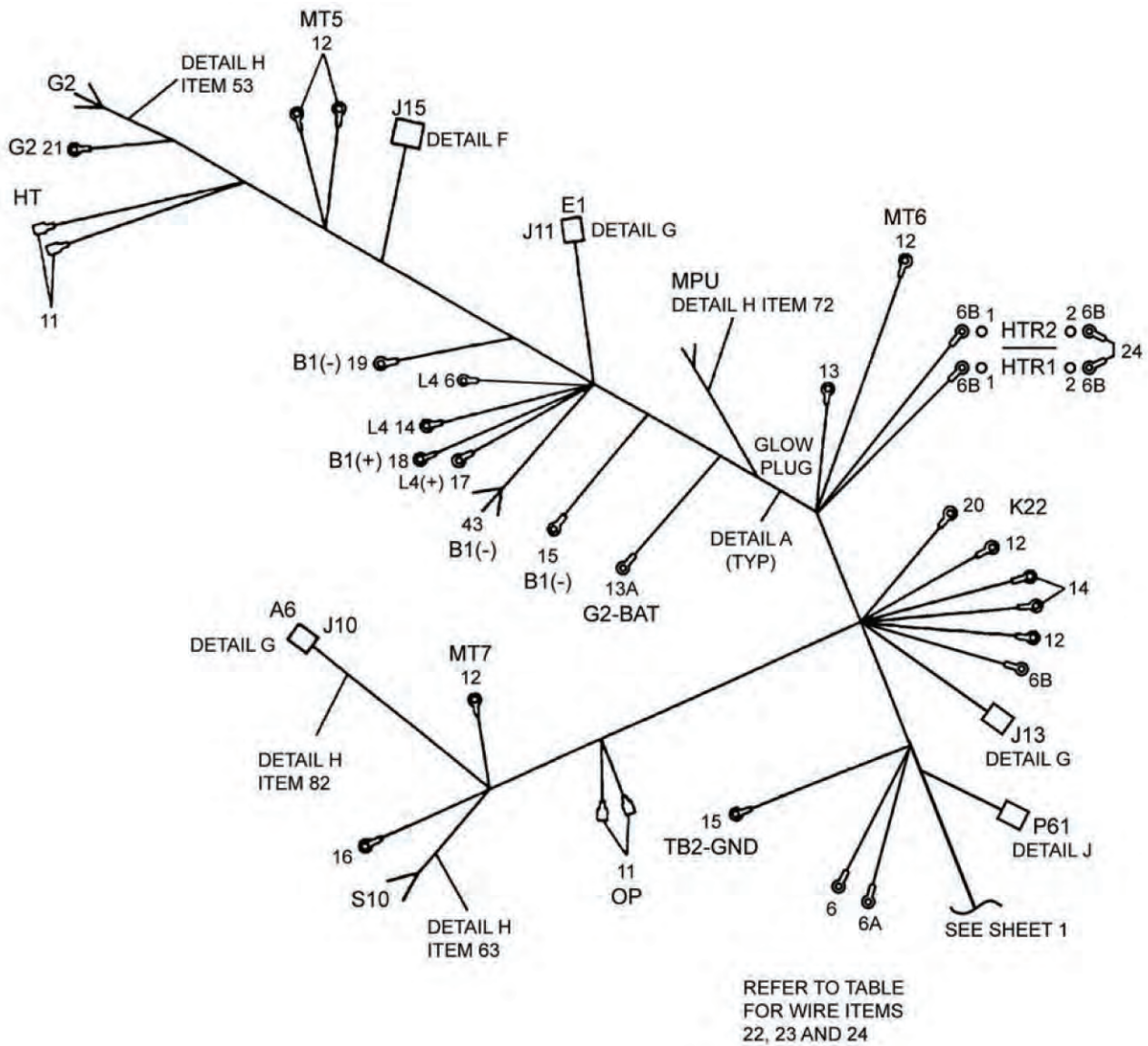


Figure 18. Engine/Output Box Harness (Sheet 2 of 8).

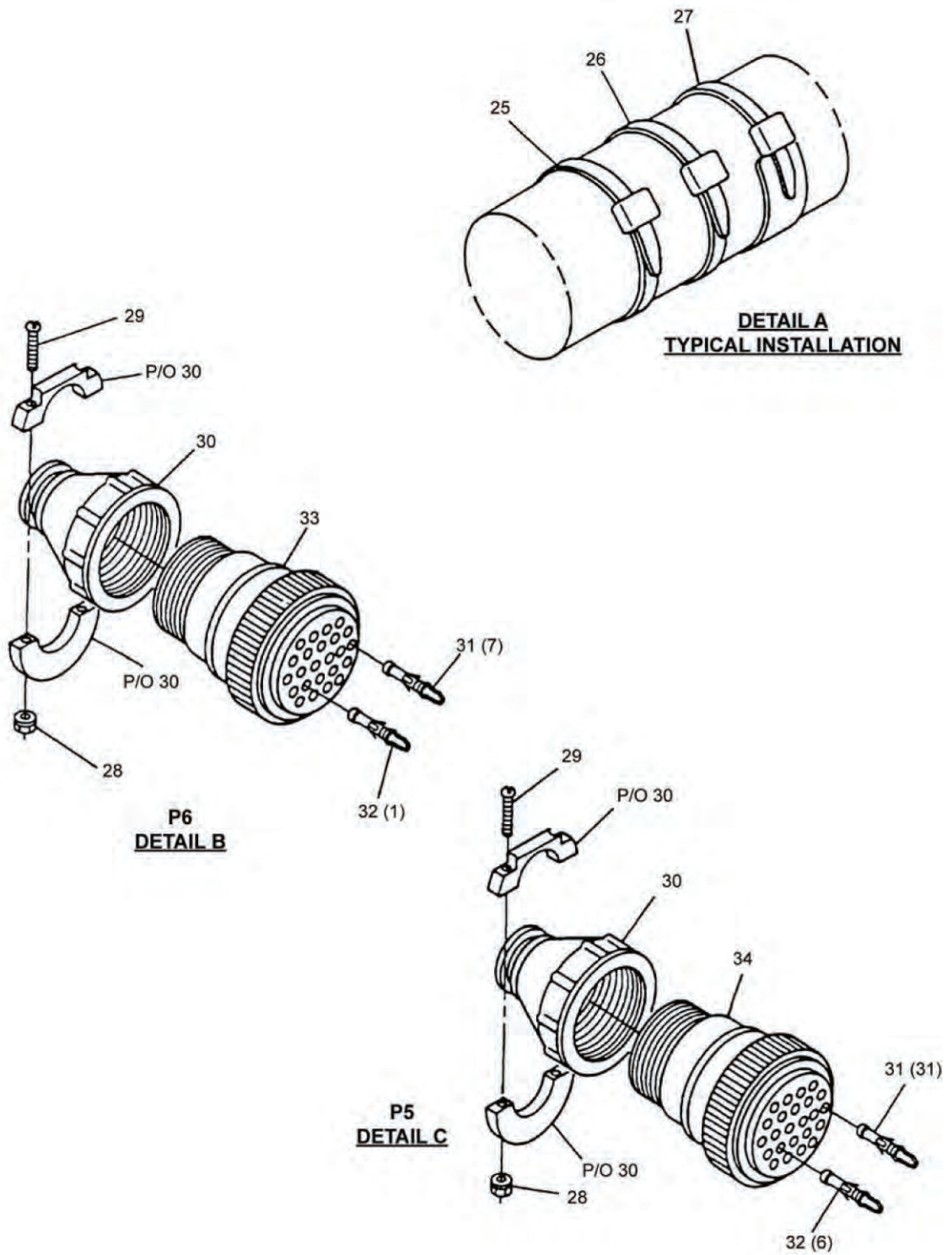


Figure 18. Engine/Output Box Harness (Sheet 3 of 8).

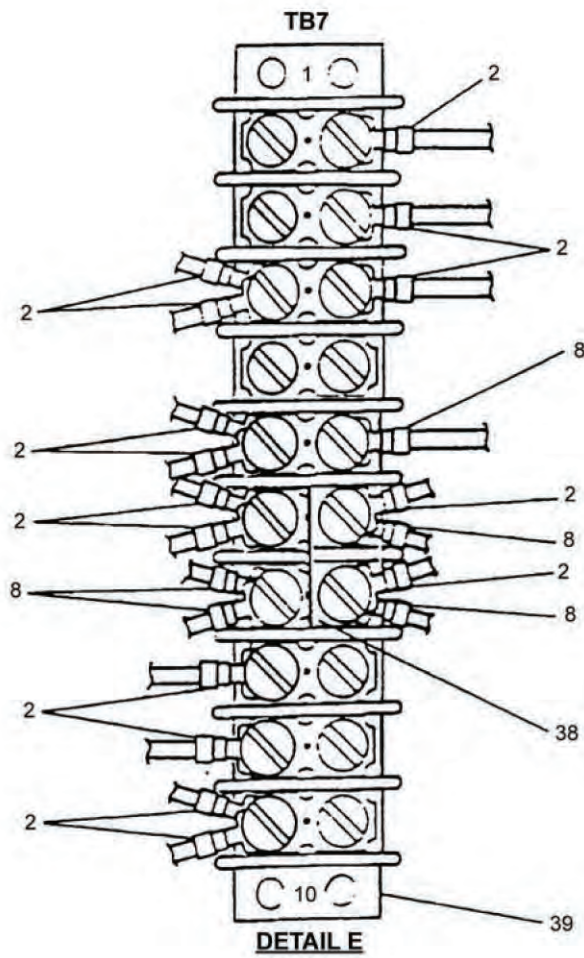
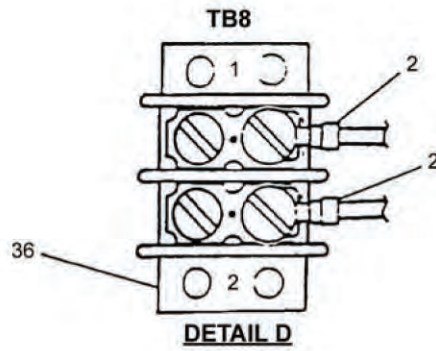


Figure 18. Engine/Output Box Harness (Sheet 4 of 8).

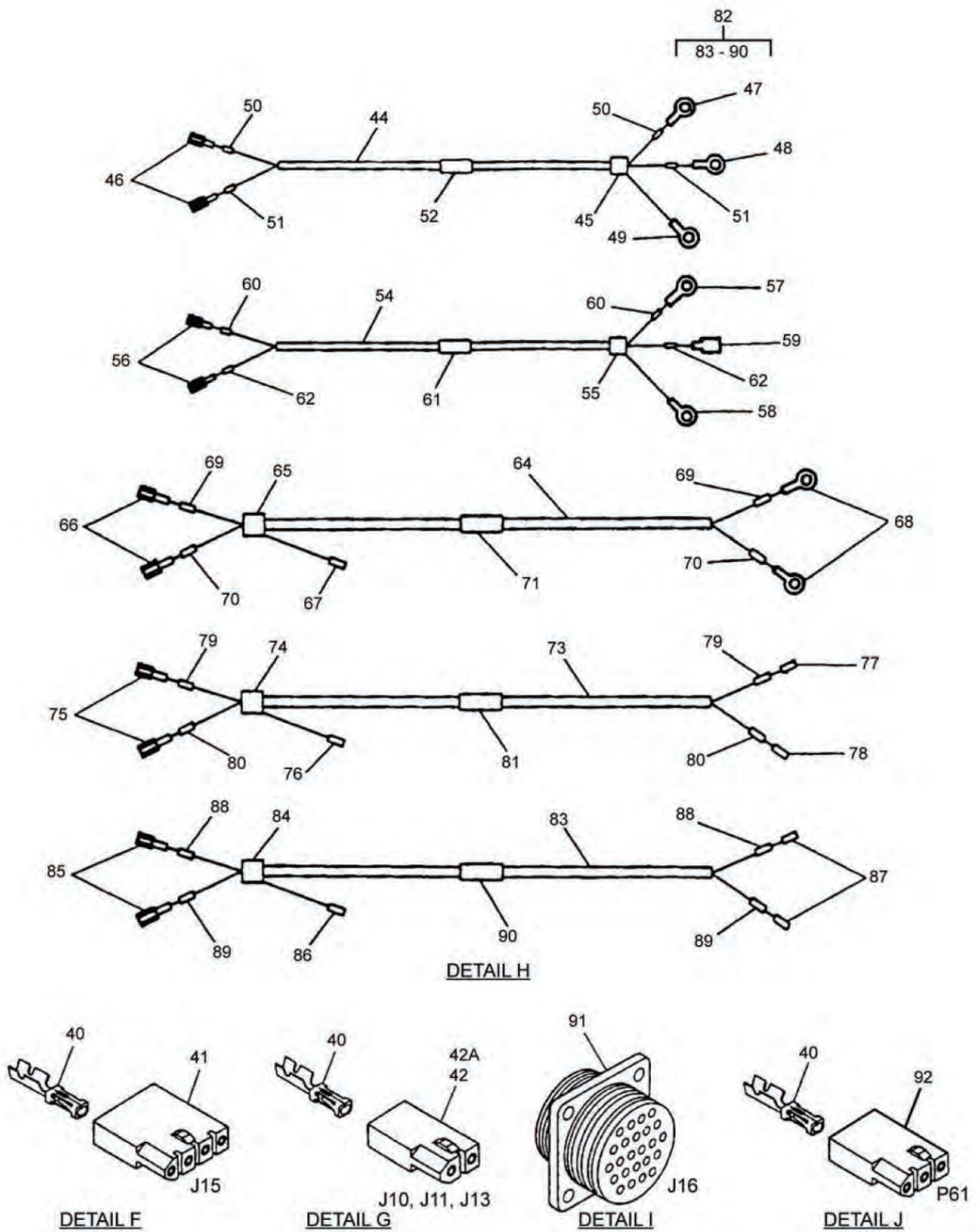


Figure 18. Engine/Output Box Harness (Sheet 5 of 8).

WIRE REF NO.	WIRE MARKING NO.	FROM	FIG.8 ITEM NO.	TO	FIG.8 ITEM NO.	FIG.8 ITEM NO.	MARKING COLOR	WIRE LENGTH
1	100AU20	MT5-GND	12	TB7-6	2	35	RED	76.0
2	100AW20	K2-X2	2	TB7-10	2	35	RED	7.0
3	100AX16	J16-E	-	TB7-7	8	37	BLACK	36.0
4	100BA20	K22-2	12	TB7-10	2	35	RED	31.5
5	NOT USED							
6	NOT USED							
7	NOT USED							
8	100C10	TB2-GND	15	B1 (-)	15	24	BLACK	41.0
9	100K20	K1-11	2	TB7-6	2	35	RED	44.0
10	100L16	B1 (-)	19	TB7-7	8	37	RED	34.0
11	100M20	J11-2	40	TB7-6	2	35	RED	58.0
12	100P20	J15-4	40	TB7-7	2	35	RED	72.0
13	100R16	G2-E	21	TB7-6	8	37	RED	64.0
14	100S16	K2-X2	8	TB7-7	8	37	RED	12.0
15	101B20	P5-1	31	K1-A1	9	35	BLACK	14.0
16	102B20	P5-2	31	K1-B1	9	35	BLACK	15.0
17	103B20	P5-3	31	K1-C1	9	35	BLACK	16.0
18	185L20	P5-4	31	K1-X	2	35	RED	19.0
19	105A20	P5-5	31	K1-12	2	35	RED	24.5
20	106A20	P5-6	31	TB1-6	5	35	BLACK	28.0
21	107B16	P5-36	32	TB1-7	6	37	BLACK	33.0
22	107C20	TB1-7	5	T1-2	2	35	BLACK	31.0
23	107L16	P5-37	32	TB1-7	6	37	BLACK	33.0
24	108A20	P5-8	31	TB1-8	5	35	BLACK	30.0
25	108D20	TB1-8	5	TB7-8	2	35	BLACK	24.0
26	109A20	P5-9	31	TB1-9	5	35	BLACK	28.0
27	109J20	T1-1	2	TB1-9	5	35	BLACK	27.5
28	110B20	TB1-11	5	TB7-9	2	35	BLACK	24.0
29	110C16	P5-10	32	TB1-12	6	37	BLACK	30.0
30	110D16	P5-11	32	TB1-12	6	37	BLACK	30.0
31	111A20	P5-12	31	CT1-A1	3	35	BLACK	12.0
32	112A20	P5-13	31	CT1-A2	3	35	BLACK	13.0
33	113A20	P5-14	31	CT2-B1	3	35	BLACK	15.0
34	114A20	P5-15	31	CT2-B2	3	35	BLACK	17.0
35	115A20	P5-16	31	CT3-C1	3	35	BLACK	18.0
36	116A20	P5-17	31	CT3-C2	3	35	BLACK	21.0
37	NOT USED							
38	122B20	P5-19	31	K1-B2	9	35	BLACK	25.0
39	123B20	P5-20	31	K1-C2	9	35	BLACK	25.0
40	125A20	P6-23	31	B1 (+)	18	35	RED	52.0
41	NOT USED							
42	131C20	P5-22	31	T1-3	2	35	BLACK	35.0
43	132C20	P5-23	31	T1-4	2	35	BLACK	35.0
44	133C20	P5-24	31	T1-5	2	35	BLACK	34.5
45	135E20	P5-25	31	TB7-1	2	35	BLACK	30.0
46	138C20	P5-26	31	T1-6	2	35	BLACK	34.0
47	139C20	P5-27	31	T1-7	2	35	BLACK	33.5

Figure 18. Engine/Output Box Harness (Sheet 6 of 8).

WIRE REF NO.	WIRE MARKING NO.	FROM	FIG.8 ITEM NO.	TO	FIG.8 ITEM NO.	FIG.8 ITEM NO.	MARKING COLOR	WIRE LENGTH
48	140D20	P5-28	31	TB8-1	2	35	BLACK	31.0
49	141D20	P5-29	31	TB8-2	2	35	BLACK	30.5
50	142C20	P5-30	31	TB7-2	2	35	BLACK	29.0
51	NOT USED							
52	165E12	K22-3	20	K2-A1	10	23	RED	36.5
53	165F8	K22-3	14	L4-1	14	22	RED	40.0
54	NOT USED							
55	166A16	K2-A2	7	L4 (+)	17	37	RED	38.0
56	166B20	P6-22	31	K2-A2	4	35	RED	22.0
57	167A20	K2-X1	2	S10-1	16	35	RED	81.0
58	167B20	P6-21	31	K2-X1	2	35	RED	23.0
59	168A20	OP-C	11	TB7-5	2	35	RED	82.0
60	168B20	HT-C	11	TB7-5	2	35	RED	85.0
61	168C16	P6-5	32	TB7-5	8	37	RED	28.0
62	169A20	P6-20	31	OP-NC	11	35	RED	82.0
63	171D20	P6-19	31	J15-3	40	35	RED	74.0
64	172D20	P6-18	31	K22-1	12	35	RED	44.0
65	173B20	P5-31	31	J15-2	40	35	RED	75.0
66	174A20	J15-1	40	TB7-3	2	35	RED	70.0
67	174B20	J11-1	40	TB7-3	2	35	RED	59.0
68	174C20	P5-32	31	TB7-3	2	35	RED	29.0
69	175B20	P5-33	31	MT5	12	35	RED	84.0
70	176B20	P5-34	31	MT6	12	35	RED	55.0
71	177B20	P5-35	31	MT7	12	35	RED	77.0
72	NOT USED							
73	223B20	P6-6	31	HT-NO	11	35	RED	41.0
74	191B16	P5-18	32	J16-B	-	37	BLACK	24.0
75	193B16	P5-21	32	J16-A	-	37	BLACK	24.0
76	NOT USED							
77	240A20	P5-7	31	K1-Y	2	35	RED	22.5
78	243A8	K22-4	14	GLO- PLUG (EMK, YNN)	13	22	RED	17.5
USABLE ON 86Q, 86R ONLY								
78	243A8	K22-4	14	HTR1-1	6B	22	RED	17.5
79	NOT USED							
80	225P16	P61-1	40	J13-1	40	37	RED	40.0
81	100FP16	J13-2	40	ENG GND	6	37	RED	25.0
82	164M16	P61-2	40	G2-BAT	13A	37	RED	26.0
83	165S16	P61-3	40	L4-1	6	37	RED	48.5
84	JUMPER	HTR1-2	6B	HTR2-2	6B	22	N/A	4.0
85	100HTR	HTR2-1	6B	ENG GND	6A	22	RED	21.5

Figure 18. Engine/Output Box Harness (Sheet 7 of 8).

SHIELDED CABLE CONNECTION TABLE						
CABLE ITEM NO.	WIRE	FROM	FIG.8 ITEM NO.	TO	FIG.8 ITEM NO.	WIRE LENGTH
43	(SHIELD)	(CUTOFF)	-	B1 (-)	49	59.0
	100D16	P6-1	46	B1 (-)	47	59.0
	165C16	P6-2	46	L4-1	48	59.0
53	(SHIELD)	(CUTOFF)	-	G2-E	58	76.0
	164D16	P6-4	56	G2-BAT	57	76.0
	248A16	P6-3	56	G2-R	59	76.0
63	(SHIELD)	P6-9	67	(CUTOFF)	-	55.0
	163D16	P6-7	66	S10-2	68	55.0
	178A16	P6-8	66	S10-3	68	55.0
72	(SHIELD)	P6-12	76	(CUTOFF)	-	49.0
	147B16	P6-10	75	MPU-1	78	49.0
	148B16	P6-11	75	MPU-2	77	49.0
82	(SHIELD)	P6-15	86	(CUTOFF)	-	50.0
	149B16	P6-13	85	J10-1	87	50.0
	150B16	P6-14	85	J10-2	87	50.0

Figure 18. Engine/Output Box Harness (Sheet 8 of 8).

(1)	(2)		(3)	(4)	(5)	(6)	(7)
ITEM NO	SMR CODE		NSN	CAGEC	PART NUMBER	DESCRIPTION AND USABLE ON CODE (UOC)	QTY
	ARMY	a. b. AIR FORCE					
GROUP 07 OUTPUT BOX ASSEMBLY							
FIG. 18 ENGINE/OUTPUT BOX HARNESS							
1	PBFFF	PBOOO	5340-00-066-1235	30554	88-22164	... WIRING HARNESS, BRAN (NOT SHOWN) UOC: EMK, YNN	1
1	PBFFF	PBOOO	5995-01-571-2043	30554	97-24048	... WIRING HARNESS, BRAN (NOT SHOWN) UOC: 86Q, 86R.....	1
2	PAFZZ	PAOZZ	5940-01-425-2020	30554	88-20274-1	... TERMINAL, SPADE #6, 22-18 AWG	31
3	PAFZZ	PAOZZ	5940-01-531-6448	30554	88-20274-3	... TERMINAL, SPADE #8, 22-18 AWG	6
4	PAFZZ	PAOZZ	5940-01-369-2270	30554	88-20274-4	... TERMINAL, SPADE #10, 22-18 AWG	1
5	PAFZZ	PAOZZ	5940-00-143-4773	96906	MS25036-105	... TERMINAL, LUG	7
6	PAFZZ	PAOZZ	5940-00-143-4793	96906	MS25036-110	... TERMINAL, LUG	6
6	PAFZZ	PAOZZ	5940-00-114-1314	96906	MS20659-129	... TERMINAL, LUG UOC: 86Q, 86R.....	1
6	PAFZZ	PAOZZ	5940-00-114-1305	96906	MS25036-116	... TERMINAL, LUG UOC: 86Q, 86R.....	4
7	PAFZZ	PAOZZ	5940-01-367-9569	30554	88-20274-6	... TERMINAL, SPADE #10, 16-14 AWG	1
8	PAFZZ	PAOZZ	5940-01-110-6423	30554	88-20274-5	... TERMINAL, SPADE #6, 16-14 AWG	6
9	PAFZZ	PAOZZ	5940-00-113-8184	96906	MS25036-150	... TERMINAL, LUG 1/4, 22-18 AWG	5
10	PAFZZ	PAOZZ	5940-00-143-4794	96906	MS25036-112	... TERMINAL, LUG #10, 12-10 AWG	1
11	PAFZZ	PAOZZ	5940-01-112-9746	30554	88-20275-1	... TERMINAL, QUICK DISC	4
12	PAFZZ	PAOZZ	5940-00-143-4771	96906	MS25036-103	... TERMINAL, LUG	6
13	PAFZZ	PAOZZ	5940-00-115-0763	96906	MS20659-140	... TERMINAL, LUG UOC: EMK, YNN	1
13	PAFZZ	PAOZZ	5940-00-283-5281	96906	MS25036-109	... TERMINAL, LUG UOC: 86Q, 86R.....	1
14	PAFZZ	PAOZZ	5940-00-114-1306	96906	MS25036-117	... TERMINAL, LUG	3
15	PAFZZ	PAOZZ	5940-00-682-2445	96906	MS25036-158	... TERMINAL, LUG	2
16	PAFZZ	PAOZZ	5940-00-813-0698	96906	MS25036-101	... TERMINAL, LUG	1
17	PAFZZ	PAOZZ	5940-00-143-4774	96906	MS25036-153	... TERMINAL, LUG	1
18	PAFZZ	PAOZZ	5940-00-504-4703	96906	MS25036-104	... TERMINAL, LUG	1
19	PAFZZ	PAOZZ	5940-01-369-6948	30554	88-22119-12	... TERMINAL, LUG	1
20	PAFZZ	PAOZZ	5940-00-113-8183	96906	MS25036-113	... TERMINAL, LUG	1
21	PAFZZ	PAOZZ	5940-00-143-4780	96906	MS25036-108	... TERMINAL, LUG	1
22	PAFZZ	MOO	6145-00-284-0657	81349	M5086/2-8-9	... WIRE, ELECTRIC	1
23	PAFZZ	MOO	6145-00-578-7514	81349	M5086/2-12-9	... WIRE, ELECTRIC	1
24	PAFZZ	MOO	6145-00-578-7513	81349	M5086/2-10-9	... WIRE, ELECTRIC	1
25	PAFZZ	PAOZZ	5975-00-111-3208	96906	MS3367-5-9	... STRAP, TIEDOWN, ELECT	V
26	PAFZZ	PAOZZ	5975-00-074-2072	96906	MS3367-1-9	... STRAP, TIEDOWN, ELECT	V
27	PAFZZ	PAOZZ	5975-00-944-1499	96906	MS3368-1-9A	... STRAP, TIEDOWN, ELECT	1
28	PAFZZ	PAOZZ	5310-00-836-3520	30554	69-561-1	... NUT, PLAIN, ASSEMBLED	4

(1)	(2)		(3)	(4)	(5)	(6)	(7)
ITEM NO	SMR CODE		NSN	CAGEC	PART NUMBER	DESCRIPTION AND USABLE ON CODE (UOC)	QTY
	a. ARMY	b. AIR FORCE					
29	PAFZZ	PAOZZ	5305-01-367-2314	30554	69-662-11	... SCREW, ASSEMBLED WAS	4
30	PAFZZ	PAOZZ	5935-01-014-4920	30554	88-21947	... ADAPTER, CABLE CLAMP	2
31	PAFZZ	PAOZZ	5999-01-170-0558	30554	88-21942	... CONTACT, ELECTRICAL	38
32	PAFZA	PAOZA	5999-01-366-7952	30554	88-21944	... CONTACT, ELECTRICAL	7
33	PAFZA	PAOZA	5935-01-101-7828	30554	88-21982	... CONNECTOR BODY, PLUG	1
34	PAFZZ	PAOZZ	5935-01-023-5445	30554	88-21940	... CONNECTOR BODY, PLUG	1
35	PAFZZ	MOO	6145-00-851-8505	81349	M5086/2-20-9	... WIRE, ELECTRIC	1
36	XDFZZ	XB	5940-01-470-2470	30554	88-21181-2	... TERMINAL BLOCK TB8	1
37	PAFZZ	MOO	6145-00-578-6605	81349	M5086/2-16-9	... WIRE, ELECTRIC	1
38	XDFZZ	XB	5999-01-366-2621	30554	88-21183-2	... TERMINAL BLOCK, JUMPER	1
39	XDFZZ	XB	5940-01-478-1154	30554	88-21181-10	... TERMINAL BLOCK TB7	1
40	PAFZZ	PAOZZ	5999-01-039-8438	30554	88-20477	... CONTACT, ELECTRICAL	11
41	PAFZZ	PAOZZ	5935-00-315-9563	30554	88-20474	... CONNECTOR BODY, RECE	1
42	PAFZZ	PAOZZ	5935-01-012-1273	30554	88-20470	... CONNECTOR BODY, RECE	2
42	PAFZZ	PAOZZ	5935-01-012-1273	30554	88-20470	... CONNECTOR BODY, RECE UOC: 86Q, 86R.....	1
43	AFFFF	AOO		30554	88-22101-10	... CABLE ASSY, SHIELDED	1
44	MFFZZ	MOO		30554	88-22101-10-1	... CABLE, SHIELDED MAKE FROM P/N M27500-16TE2T14 (81349), 59 INCHES REQUIRED	1
45	PAFZZ	PAOZZ	5940-01-531-5519	30554	88-20596-1	... SHIELD, TERMINATION CUT WIRE LEAD TO 6.5 INCHES	1
46	PAFZA	PAOZA	5999-01-366-7952	30554	88-21944	... SOCKET	2
47	PAFZZ	PAOZZ	5940-01-369-6948	30554	88-22119-12	... TERMINAL, LUG	1
48	PAFZZ	PAOZZ	5940-00-283-5281	96906	MS25036-109	... TERMINAL, LUG	1
49	PAFZZ	PAOZZ	5940-00-113-8185	96906	MS25036-151	... TERMINAL, LUG	1
50	MFFZZ	MOO		30554	88-22629-043	... MARKER, IDENTIFICATION MAKE FROM P/N M23053/5-105-9 (81349), 1.25 INCHES REQUIRED	2
51	MFFZZ	MOO		30554	88-22629-044	... MARKER, IDENTIFICATION MAKE FROM P/N M23053/5-105-9 (81349), 1.25 INCHES REQUIRED	2
52	MFFZZ	MOO		30554	88-22629-050	... MARKER, IDENTIFICATION MAKE FROM P/N M23053/5-105-9 (81349), 1.25 INCHES REQUIRED	1
53	AFFFF	AOO		30554	88-22101-11	... CABLE ASSY, SHIELDED (NOT SHOWN)	1
54	MFFZZ	MOO		30554	88-22101-11-1	... CABLE, SHIELDED MAKE FROM P/N M27500-16TE2T14 (81349), 76 INCHES REQUIRED	1
55	PAFZZ	PAOZZ	5940-01-531-5519	30554	88-20596-1	... SHIELD, TERMINATION CUT WIRE LEAD TO 6.5 INCHES	1
56	PAFZA	PAOZA	5999-01-366-7952	30554	88-21944	... SOCKET	2
57	PAFZZ	PAOZZ	5940-00-143-4780	96906	MS25036-108	... TERMINAL, LUG	1
58	PAFZZ	PAOZZ	5940-00-143-4771	96906	MS25036-103	... TERMINAL, LUG	1
59	PAFZZ	PAOZZ	5940-01-082-3321	30554	88-20275-3	... TERMINAL, QUICK DISC	1
60	MFFZZ	MOO		30554	88-22629-046	... MARKER, IDENTIFICATION MAKE FROM P/N M23053/5-105-9 (81349), 1.25 INCHES REQUIRED	2
61	MFFZZ	MOO		30554	88-22629-051	... MARKER, IDENTIFICATION MAKE FROM P/N M23053/5-105-9 (81349), 1.25 INCHES REQUIRED	2
62	MFFZZ	MOO		30554	88-22629-052	... MARKER, IDENTIFICATION MAKE FROM P/N M23053/5-105-9 (81349), 1.25 INCHES REQUIRED	2

(1)	(2)		(3)	(4)	(5)	(6)	(7)
ITEM NO	SMR CODE		NSN	CAGEC	PART NUMBER	DESCRIPTION AND USABLE ON CODE (UOC)	QTY
	a. ARMY	b. AIR FORCE					
63	AFFFF	AOO		30554	88-22103-7	. . . CABLE ASSY, SHIELDED (NOT SHOWN)	1
64	MFFZZ	MOO		30554	88-22103-7-1 CABLE, SHIELDED MAKE FROM P/N M27500-16TE2T14 (81349), 55 INCHES REQUIRED	1
65	PAFZZ	PAOZZ	5940-01-531-5519	30554	88-20596-1 SHIELD, TERMINATION CUT WIRE LEAD TO 7 INCHES	1
66	PAFZA	PAOZA	5999-01-366-7952	30554	88-21944 SOCKET	2
67	PAFZZ	PAOZZ	5999-01-170-0558	30554	88-21942 CONTACT, ELECTRICAL	1
68	PAFZZ	PAOZZ	5940-00-283-5280	96906	MS25036-106 TERMINAL, LUG	2
69	MFFZZ	MOO		30554	88-22629-063 MARKER, IDENTIFICATION MAKE FROM P/N M23053/5-105-9 1.25 INCHES LONG	2
70	MFFZZ	MOO		30554	88-22629-064 MARKER, IDENTIFICATION MAKE FROM P/N M23053/5-105-9 (81349), 1.25 INCHES REQUIRED	2
71	MFFZZ	MOO		30554	88-22629-074 MARKER, IDENTIFICATION MAKE FROM P/N M23053/5-105-9 (81349), 1.25 INCHES REQUIRED	1
72	AFFFF	AOO		30554	88-22103-8	. . . CABLE ASSY, SHIELDED (NOT SHOWN)	1
73	MFFZZ	MOO		30554	88-22103-8-1 CABLE, SHIELDED MAKE FROM P/N M27500-16TE2T14 (81349), 49 INCHES REQUIRED	1
74	PAFZZ	PAOZZ	5940-01-531-5519	30554	88-20596-1 SHIELD, TERMINATION CUT WIRE LEAD TO 7 INCHES	1
75	PAFZA	PAOZA	5999-01-366-7952	30554	88-21944 SOCKET	2
76	PAFZZ	PAOZZ	5999-01-170-0558	30554	88-21942 CONTACT, ELECTRICAL	1
77	PAFZZ	PAOZZ	5940-01-082-3321	30554	88-20275-3 TERMINAL, QUICK DISC	1
78	PAFZZ	PAOZZ	5940-01-139-0853	30554	88-20275-4 TERMINAL, QUICK DISC	1
79	MFFZZ	MOO		30554	88-22629-066 MARKER, IDENTIFICATION MAKE FROM P/N M23053/5-105-9 (81349), 1.25 INCHES REQUIRED	2
80	MFFZZ	MOO		30554	88-22629-067 MARKER, IDENTIFICATION MAKE FROM P/N M23053/5-105-9 (81349), 1.25 INCHES REQUIRED	2
81	MFFZZ	MOO		30554	88-22629-075 MARKER, IDENTIFICATION MAKE FROM P/N M23053/5-105-9 (81349), 1.25 INCHES REQUIRED	1
82	AFFFF	AOO		30554	88-22103-9	. . . CABLE ASSY, SHIELDED (NOT SHOWN)	1
83	MFFZZ	MOO		30554	88-22103-9-1 CABLE, SHIELDED MAKE FROM P/N M27500-16TE2T14 (81349), 50 INCHES REQUIRED	1
84	PAFZZ	PAOZZ	5940-01-531-5519	30554	88-20596-1 SHIELD, TERMINATION CUT WIRE LEAD TO 7 INCHES	1
85	PAFZA	PAOZA	5999-01-366-7952	30554	88-21944 SOCKET	2
86	PAFZZ	PAOZZ	5999-01-170-0558	30554	88-21942 CONTACT, ELECTRICAL	1
87	PAFZZ	PAOZZ	5999-01-039-8438	30554	88-20477 CONTACT, ELECTRICAL	2
88	MFFZZ	MOO		30554	88-22629-069 MARKER, IDENTIFICATION MAKE FROM P/N M23053/5-105-9 (81349), 1.25 INCHES REQUIRED	2
89	MFFZZ	MOO		30554	88-22629-070 MARKER, IDENTIFICATION MAKE FROM P/N M23053/5-105-9 (81349), 1.25 INCHES REQUIRED	2

(1)	(2)		(3)	(4)	(5)	(6)	(7)
ITEM NO	SMR CODE		NSN	CAGEC	PART NUMBER	DESCRIPTION AND USABLE ON CODE (UOC)	QTY
	a. ARMY	b. AIR FORCE					
90	MFFZZ	MOO		30554	88-22629-076	... MARKER, IDENTIFICATION MAKE FROM P/N M23053/5-105-9 (81349), 1.25 INCHES REQUIRED	1
91	PAFZA	PAFZA	5935-00-852-9611	96906	MS3102R18-11P	... CONNECTOR, RECEPTAC L J16	1
92	PAFZZ	PAOZZ	5935-01-020-4094	30554	88-20472	... CONNECTOR BODY, RECE UOC: 86Q, 86R.....	1

END OF FIGURE

FIELD AND SUSTAINMENT MAINTENANCE

15 kW 50/60 AND 400 Hz SKID MOUNTED TACTICAL QUIET GENERATOR SETS

GROUP 07 OUTPUT BOX ASSEMBLY

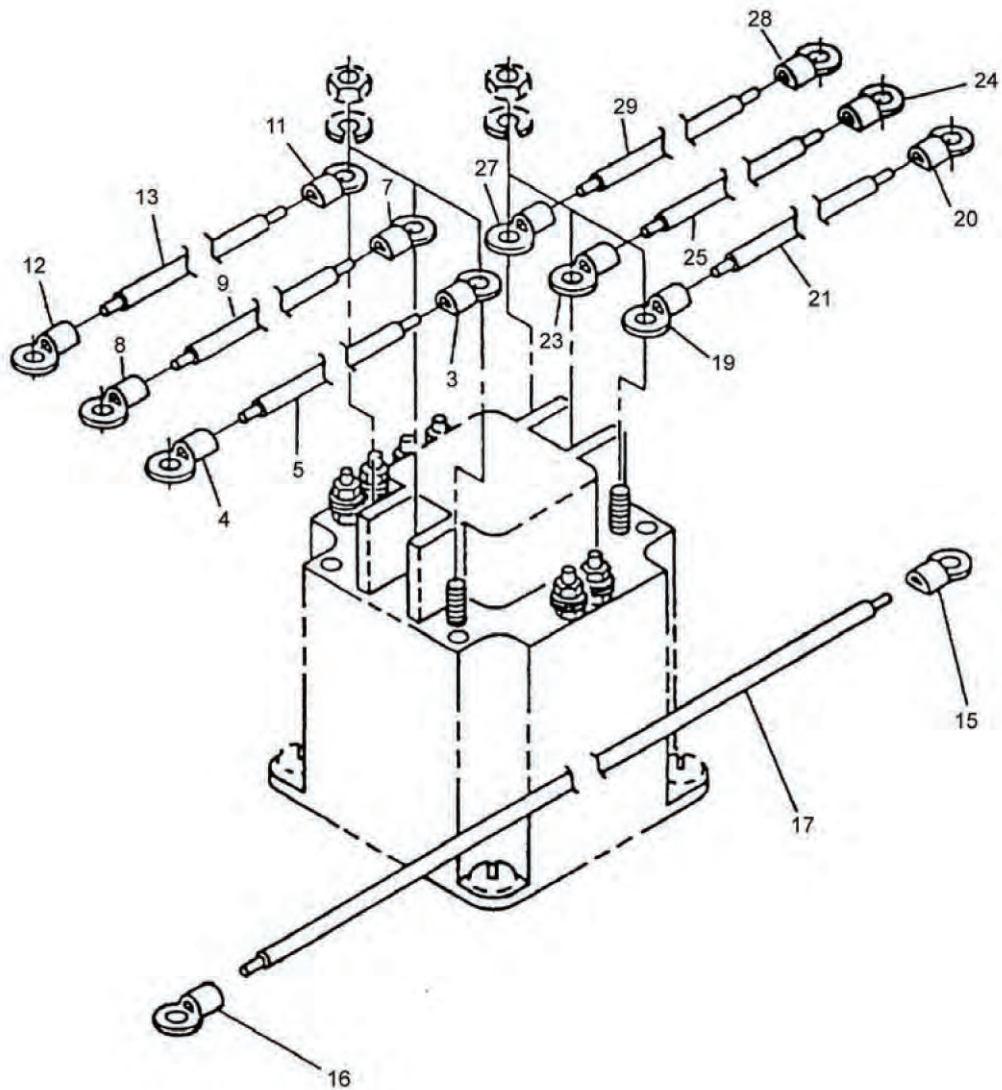


Figure 19. Output Box Assembly (Sheet 1 of 2).

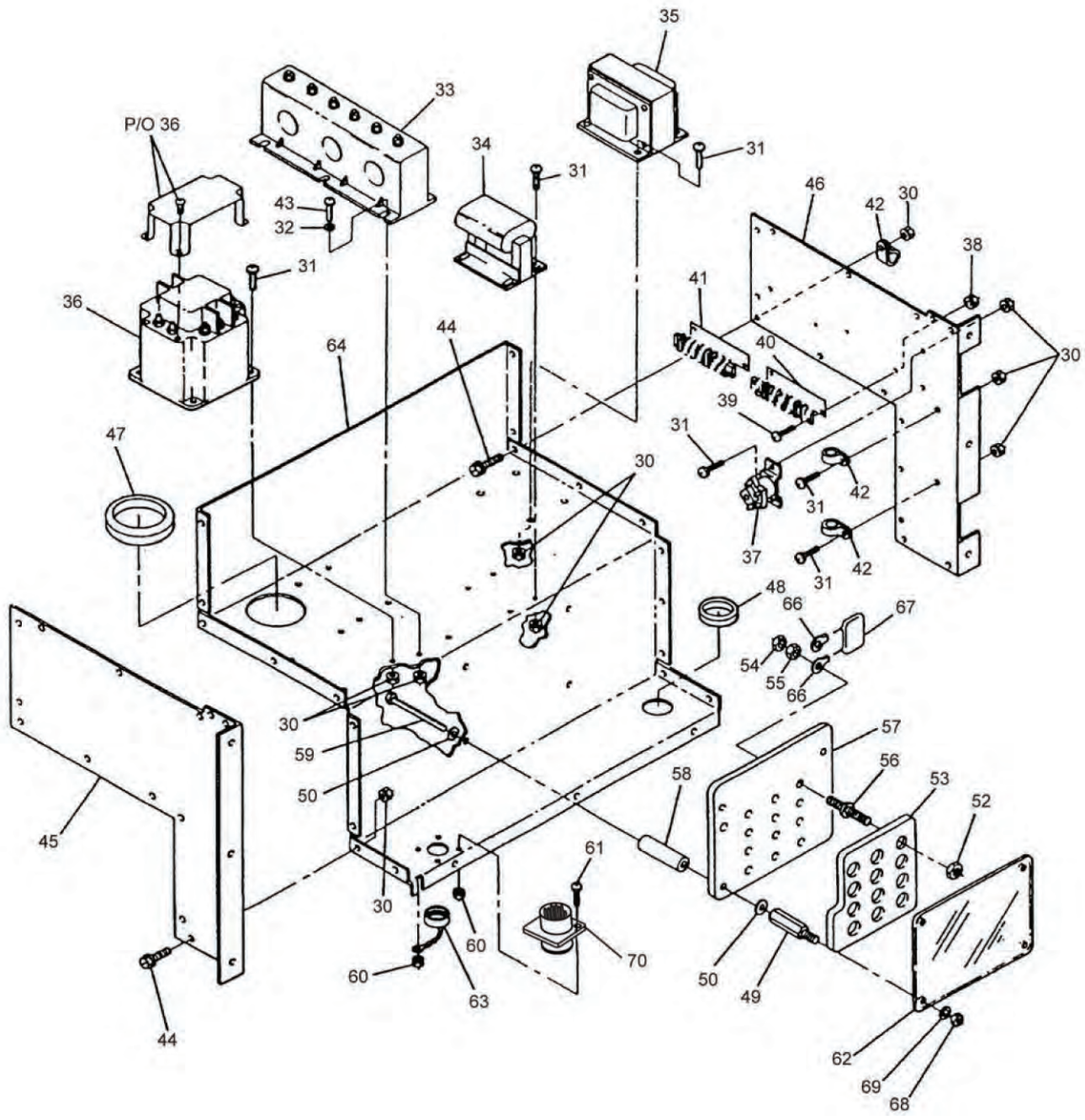


Figure 19. Output Box Assembly (Sheet 2 of 2).

(1)	(2)		(3)	(4)	(5)	(6)	(7)
ITEM NO	SMR CODE		NSN	CAGEC	PART NUMBER	DESCRIPTION AND USABLE ON CODE (UOC)	QTY
	a. ARMY	b. AIR FORCE					
GROUP 07 OUTPUT BOX ASSEMBLY							
FIG. 19 OUTPUT BOX ASSEMBLY							
1	XDFFF	XB		30554	88-21580	. OUTPUT BOX ASSY 60 HZ (NOT SHOWN) UOC: EMK	1
1	XDFFF	XB		30554	88-21582	. OUTPUT BOX ASSY 400 HZ (NOT SHOWN) UOC: YNN	1
1	XDFFF	XB		30554	97-24082	. OUTPUT BOX ASSY 50/60 HZ AND 400 HZ (NOT SHOWN) UOC: 86Q, 86R.....	1
2	AFFFF	AOO		30554	88-22126-1	. . CABLE ASSY, AC POWER (NOT SHOWN)	1
3	PAFZZ	PAOZZ	5940-01-369-2271	30554	88-22119-3	. . . TERMINAL, LUG	1
4	PAFZZ	PAOZZ	5940-00-113-8191	96906	MS25036-127	. . . TERMINAL, LUG	1
5	MFFZZ	MOO		30554	88-22126-1-1	. . . WIRE, ELECTRIC MAKE FROM P/ N M5086/2-2-9 (81349), 14.5 INCHES REQUIRED	1
6	AFFFF	AOO		30554	88-22126-2	. . CABLE ASSY, AC POWER (NOT SHOWN)	1
7	PAFZZ	PAOZZ	5940-01-369-2271	30554	88-22119-3	. . . TERMINAL, LUG	1
8	PAFZZ	PAOZZ	5940-00-113-8191	96906	MS25036-127	. . . TERMINAL, LUG	1
9	MFFZZ	MOO		30554	88-22126-2-1	. . . WIRE, ELECTRIC MAKE FROM P/ N M5086/2-2-9 (81349), 17.0 INCHES REQUIRED	1
10	AFFFF	AOO		30554	88-22126-3	. . CABLE ASSY, AC POWE (NOT SHOWN)	1
11	PAFZZ	PAOZZ	5940-01-369-2271	30554	88-22119-3	. . . TERMINAL, LUG	1
12	PAFZZ	PAOZZ	5940-00-113-8191	96906	MS25036-127	. . . TERMINAL, LUG	1
13	MFFZZ	MOO		30554	88-22126-3-1	. . . WIRE, ELECTRIC MAKE FROM P/ N M5086/2-2-9 (81349), 20.0 INCHES REQUIRED	1
14	AFFFF	AOO		30554	88-22126-4	. . CABLE ASSY, AC POWER (NOT SHOWN)	1
15	PAFZZ	PAOZZ	5940-00-113-8191	96906	MS25036-127	. . . TERMINAL, LUG	1
16	PAFZZ	PAOZZ	5940-00-113-9831	96906	MS25036-128	. . . TERMINAL, LUG	1
17	MFFZZ	MOO		30554	88-22126-4-1	. . . WIRE, ELECTRIC MAKE FROM P/ N M5086/2-2-9 (81349), 41.0 INCHES REQUIRED	1
18	AFFFF	AOO		30554	88-22126-5	. . CABLE ASSY, AC POWER (NOT SHOWN)	1
19	PAFZZ	PAOZZ	5940-01-369-2271	30554	88-22119-3	. . . TERMINAL, LUG	1
20	PAFZZ	PAOZZ	5940-00-113-9831	96906	MS25036-128	. . . TERMINAL, LUG	1
21	MFFZZ	MOO		30554	88-22126-5-1	. . . WIRE, ELECTRIC MAKE FROM P/ N M5086/2-2-9 (81349), 31 INCHES REQUIRED	1
22	AFFFF	AOO		30554	88-22126-6	. . CABLE ASSY, AC POWER (NOT SHOWN)	1
23	PAFZZ	PAOZZ	5940-01-369-2271	30554	88-22119-3	. . . TERMINAL, LUG	1
24	PAFZZ	PAOZZ	5940-00-113-9831	96906	MS25036-128	. . . TERMINAL, LUG	1

(1)	(2)		(3)	(4)	(5)	(6)	(7)
ITEM NO	SMR CODE		NSN	CAGEC	PART NUMBER	DESCRIPTION AND USABLE ON CODE (UOC)	QTY
	a. ARMY	b. AIR FORCE					
25	MFFZZ	MOO		30554	88-22126-6-1	... WIRE, ELECTRIC MAKE FROM P/ N M5086/2-2-9 (81349), 33.0 INCHES REQUIRED	1
26	AFFFF	AOO		30554	88-22126-7	... CABLE ASSY, AC POWER (NOT SHOWN)	1
27	PAFZZ	PAOZZ	5940-01-369-2271	30554	88-22119-3	... TERMINAL, LUG	1
28	PAFZZ	PAOZZ	5940-00-113-9831	96906	MS25036-128	... TERMINAL, LUG	1
29	MFFZZ	MOO		30554	88-22126-7-1	... WIRE, ELECTRIC MAKE FROM P/ N M5086/2-2-9 (81349), 35.0 INCHES REQUIRED	
30	PAFZZ	PAOZZ	5310-01-012-3595	30554	69-561-6	.. NUT, PLAIN, ASSEMBLED	40
31	PAFZZ	PAOZZ	5305-00-191-6226	30554	69-662-64	.. SCREW, ASSEMBLED WAS	22
32	PAFZZ	PAOZZ	5310-01-234-9416	96906	MS51412-2	.. WASHER, FLAT	6
33	XDFZZ	XB	5950-01-368-2915	30554	88-21131	.. TRANSFORMER, CURRENT	1
34	PAFZZ	PAOZZ	5950-01-382-3371	30554	88-21015	.. TRANSFORMER, CURRENT	1
35	PAFZZ	PAOZZ	5950-01-368-3006	30554	01-21504-2	.. TRANSFORMER, POWER, UOC: YNN, 86R	1
35	PAFZZ	PAOZZ	5950-01-370-3328	30554	01-21504-1	.. TRANSFORMER, POWER, UOC: EMK, 86Q	1
36	PAFZZ	PAOZZ	6110-01-367-8921	30544	88-21066	.. CONTACTOR, MAGNETIC	1
37	PAFZZ	PAOZZ	5945-01-365-9953	30554	88-21082	.. RELAY, ELECTROMAGNET	1
38	PAFZZ	PAOZZ	5310-00-052-3632	30554	69-561-3	.. NUT, PLAIN, ASSEMBLED	4
39	PAFZZ	PAOZZ	5305-00-036-6902	30554	69-662-36	.. SCREW, ASSEMBLED WAS	4
40	XDFZZ	XB	5940-01-470-3031	30554	88-21182-10	.. MARKER, STRIP	1
41	XDFZZ	XB	5940-01-470-2768	30554	88-21182-2	.. MARKER, STRIP	1
42	PAFZZ	PAOZZ	5340-00-724-7038	96906	MS21333-76	.. CLAMP, LOOP	3
43	PAFZZ	PAOZZ	5305-01-187-5878	78189	69-662-65	.. SCREW, ASSEMBLED	6
44	PAFZZ	PAOZZ	5306-01-156-7663	30554	88-20260-21	.. SCREW, HEX WASHERHEAD	18
45	XDFZZ	XB		30554	88-21932	.. PANEL, OUTPUT BOX, LS	1
46	XDFZZ	XB		30554	88-22060	.. PANEL, OUTPUT BOX, RS	1
47	PAFZZ	PAOZZ	5325-00-351-4543	30554	88-22122	.. GROMMET, NONMETALLIC	1
48	PAFZZ	PAOZZ	5325-00-290-1960	96906	MS35489-27	.. GROMMET, NONMETALLIC	1
49	PAFZZ	PAOZZ	5340-01-222-4225	30554	72-2098-2	.. POST, ELECTRICAL-MEC	4
50	PAFZZ	PAOZZ	5310-01-103-6042	96906	MS51412-4	.. WASHER, FLAT	8
51	PAFZZ	PAOZZ	5940-01-384-0384	30554	88-22437	.. TERMINAL BOARD, ASSY (NOT SHOWN)	1
52	PAFZZ	PAOZZ	5310-01-466-7247	30554	88-22786	... NUT, SELF-LOCKING, HEX	13
53	PAFZZ	PAOZZ	5940-01-369-2877	30554	88-22436	... TERMINAL BOARD	1
54	PAFZZ	PAOZZ	5310-01-366-4412	30554	88-21930-1	... NUT, SELF-LOCKING, HEX	13
55	PAFZZ	PAOZZ	5310-01-289-7716	30554	72-2062-1	... NUT, PLAIN, HEX	13
56	PAFZZ	PAOZZ	5940-01-003-8579	30554	72-2236	... TERMINAL, STUD	13
57	PAFZZ	PAOZZ	5940-00-606-4970	30554	72-2213	... TERMINAL BOARD	1
58	XDFZZ	XB		30554	88-21669	.. MOUNT, RECONNECTION	1
59	PAFZZ	PAOZZ	5940-00-606-4970	96906	MS51493-2	.. SCREW, MACHINE	4
60	PAFZZ	PAOZZ	5940-00-606-4970	30554	69-561-1	.. NUT, PLAIN, ASSEMBLED	4
61	PAFZZ	PAOZZ	5940-00-606-4970	30554	69-662-5	.. SCREW, ASSEMBLED WASH	4
62	PAFZZ	PAOZZ	5940-00-606-4970	30554	88-22509	.. COVER, PROTECTIVE	1
63	PAFZZ	PAOZZ	5940-00-606-4970	30554	88-20548-1	.. COVER, ELECTRICAL CON	1
64	XDFZZ	XB		30554	88-22039	.. PANEL, OUTPUT BOX, REAR	1
65	AFFFF	AOO	5910-01-384-1745	30554	88-22758	.. CAPACITOR ASSY, EMI (NOT SHOWN)	3
66	PAFZZ	PAOZZ	5940-00-113-3140	96906	MS20659-125	... TERMINAL, LUG	2
67	PAFZZ	PAOZZ	5910-01-343-8827	30554	88-22757-2	... CAPACITOR	1

(1)	(2)		(3)	(4)	(5)	(6)	(7)
ITEM NO	SMR CODE		NSN	CAGEC	PART NUMBER	DESCRIPTION AND USABLE ON CODE (UOC)	QTY
	a. ARMY	b. AIR FORCE					
68	PAFZZ	PAOZZ	5310-00-929-1807	96906	MS51922-2	.. NUT, SELF-LOCKING, HEX	4
69	PAFZZ	PAOZZ	5310-01-103-6042	96906	MS51412-4	.. WASHER, FLAT	4
70	PBFFF	PBFFF	6150-01-407-8102	30554	88-22164	.. WIRING HARNESS, BR (SEE FIGURE 18 FOR PARTS BREAKDOWN) UOC: EMK, YNN	REF
70	PBFFF	PBFFF		30554	97-24048	.. WIRING HARNESS, BR (SEE FIGURE 18 FOR PARTS BREAKDOWN) UOC: 86Q, 86R.....	REF

END OF FIGURE

FIELD AND SUSTAINMENT MAINTENANCE

15 kW 50/60 AND 400 Hz SKID MOUNTED TACTICAL QUIET GENERATOR SETS

GROUP 08 OUTPUT LOAD TERMINAL BOARD: LOAD TERMINAL BOARD

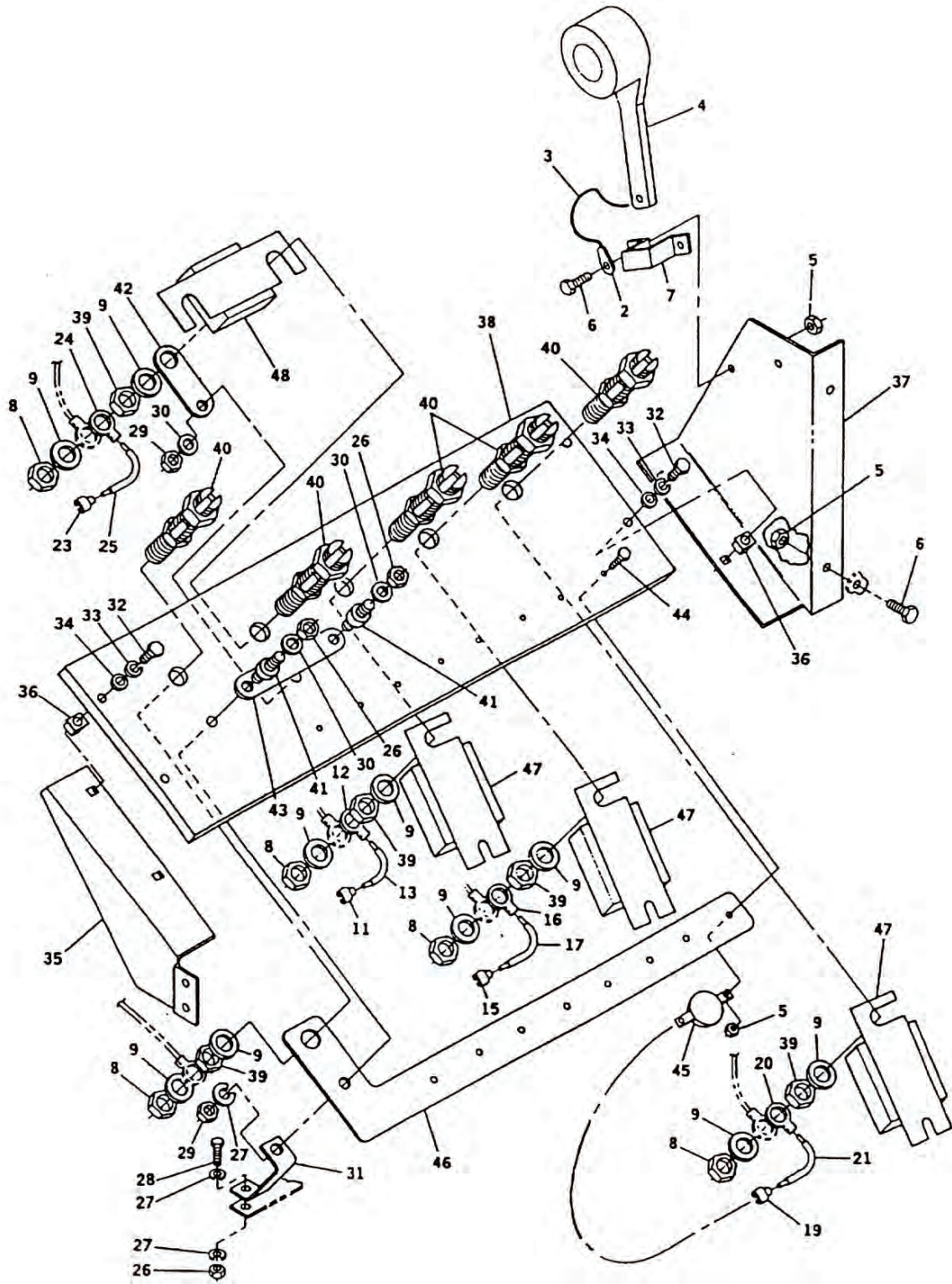


Figure 20. Load Terminal Board.

(1)	(2)		(3)	(4)	(5)	(6)	(7)
ITEM NO	SMR CODE		NSN	CAGEC	PART NUMBER	DESCRIPTION AND USABLE ON CODE (UOC)	QTY
	a. ARMY	b. AIR FORCE					
GROUP 08 OUTPUT LOAD TERMINAL BOARD FIG. 20 LOAD TERMINAL BOARD							
1	AFFFF	AOO	4020-01-470-6597	30554	88-22469	. CORD, LOAD, WRENCH (NOT SHOWN)	1
2	PAFZZ	PAOZZ	5940-00-115-2677	96906	MS20659-144	.. TERMINAL, LUG #4 AWG, #10 STUD SIZE	1
3	MFFZZ	MOO		30554	88-22469-2	.. ROPE, FIBROUS MAKE FROM P/N 1-41NDIA (72205), 30 INCHES REQUIRED	1
4	PAFZZ	PAOZZ	5120-01-373-8976	30554	88-21146	. WRENCH, BOX	1
5	PAFZZ	PAOZZ	5310-01-012-3595	30554	69-561-6	. NUT, PLAIN, ASSEMBLED	12
6	PAFZZ	PAOZZ	5306-01-156-7663	30554	88-20260-21	. SCREW, HEX WASHERHEAD	12
7	XDFZZ	XB		30554	88-22136	. BRACKET, WRENCH	1
8	PAFZZ	PAOZZ	5310-01-183-5529	30554	88-21930-2	. NUT, SELF LOCKING	5
9	PAFZZ	PAOZZ	5310-00-465-2719	30554	88-20033-40B	. WASHER, FLAT	10
10	AFFFF	AOO		30554	88-20305-1	. WIRE, VARISTOR (L1) (NOT SHOWN)	1
11	PAFZZ	PAOZZ	5940-01-082-3321	30554	88-20275-3	.. TERMINAL, QUICK DISC	1
12	PAFZZ	PAOZZ	5940-01-369-6948	30554	88-22119-12	.. TERMINAL, LUG	1
13	MFFZZ	MOO		30554	88-20305-1-1	.. WIRE, ELECTRIC MAKE FROM P/N M5086/2-16-9 (81349), 6.0 INCHES REQUIRED	1
14	AFFFF	AOO		30554	88-20305-2	. WIRE, VARISTOR (L2) (NOT SHOWN)	1
15	PAFZZ	PAOZZ	5940-01-082-3321	30554	88-20275-3	.. TERMINAL, QUICK DISC	1
16	PAFZZ	PAOZZ	5940-01-369-6948	30554	88-22119-12	.. TERMINAL, LUG	1
17	MFFZZ	MOO		30554	88-20305-2-1	.. WIRE, ELECTRIC MAKE FROM P/N M5086/2-16-9 (81349), 6.0 INCHES REQUIRED	1
18	AFFFF	AOO		30554	88-20305-3	. WIRE, VARISTOR (L3) (NOT SHOWN)	1
19	PAFZZ	PAOZZ	5940-01-082-3321	30554	88-20275-3	.. TERMINAL, QUICK DISC	1
20	PAFZZ	PAOZZ	5940-01-369-6948	30554	88-22119-12	.. TERMINAL, LUG	1
21	MFFZZ	MOO		30554	88-20305-3-1	.. WIRE, ELECTRIC MAKE FROM P/N M5086/2-16-9 (81349), 6.0 INCHES REQUIRED	1
22	AFFFF	AOO	5905-01-463-0058	30554	88-20305-5	. WIRE, VARISTOR (LO) (NOT SHOWN)	10
23	PAFZZ	PAOZZ	5940-01-082-3321	30554	88-20275-3	.. TERMINAL, QUICK DISC	1
24	PAFZZ	PAOZZ	5940-01-369-6948	30554	88-22119-12	.. TERMINAL, LUG	1
25	MFFZZ	MOO		30554	88-20305-5-1	.. WIRE, ELECTRIC MAKE FROM P/N M5086/2-16-9 (81349). 6.0 INCHES REQUIRED	1
26	PAFZZ	PAOZZ	5310-01-466-7247	30554	88-22786	. NUT, SELF-LOCKING, HEX	3
27	PAFZZ	PAOZZ	5310-01-466-7321	30554	88-22792-2	. WASHER, LOCK	3
28	PAFZZ	PAOZZ	5305-00-543-4372	80204	B1821BH038C075N	. SCREW, CAP, HEX HEAD	1
29	PAFZZ	PAOZZ	5310-01-366-4412	30554	88-21930-1	. NUT, SELF-LOCKING, HEX	2
30	PAFZZ	PAOZZ	5310-00-205-9951	30554	88-20033-26B	. WASHER, FLAT	3
31	XDFZZ	XB		30554	88-22459	. STRAP, GROUND	1
32	PAFZZ	PAOZZ	5305-00-068-0509	80204	B1821BH025C125N	. SCREW, CAP, HEX HEAD	4

(1)	(2)		(3)	(4)	(5)	(6)	(7)
SMR CODE							
a.		b.					
ITEM NO	ARMY	AIR FORCE	NSN	CAGEC	PART NUMBER	DESCRIPTION AND USABLE ON CODE (UOC)	QTY
33	PAFZZ	PAOZZ	5310-00-274-8715	80205	MS35338-63	. WASHER, LOCK	4
34	PAFZZ	PAOZZ	5310-01-103-6042	96906	MS51412-4	. WASHER, FLAT	4
35	XDFZZ	XB		30554	88-21767	. SUPPORT, LOAD BOARD	1
36	PAFZZ	PAOZZ	5340-00-297-0312	30554	88-21674-3	. NUT, CAGE	4
37	XDFZZ	XB		30554	88-21933	. SUPPORT, LOAD BOARD	1
38	XDFZZ	XB		30554	88-21666	. BOARD, LOAD TERMINAL	1
39	PAFZZ	PAOZZ	5310-00-189-8467	30554	88-22336-1	. NUT, PLAIN, HEX	5
40	PAFZZ	PAOZZ	5940-00-958-1214	30554	69-692-1	. TERMINAL, STUD	5
41	PAFZZ	PAOZZ	5940-01-003-8579	30554	72-2236	. TERMINAL, STUD	5
42	XDFZZ	XB		30554	88-22163-1	. BAR, BUS GROUND	1
43	XDFZZ	XB		30554	88-22146	. BUS, BAR	1
44	PAFZZ	PAOZZ	5305-01-365-6314	30554	88-20260-25	. SCREW, CAP, HEX HEAD	8
45	PAFZZ	PAOZZ	5905-01-063-9644	30554	88-21179	. RESISTOR, VOLTAGE SE	4
46	XDFZZ	XB		30554	88-21775	. BAR, GROUND PLANE	1
47	PAFZZ	PAOZZ	5915-01-396-9253	30554	88-22761	. FILTER ASSEMBLY, ELE L1, L2, AND L3 UOC: EMK, 86Q.....	3
47	PAFZZ	PAOZZ	5915-01-488-5004	30554	88-22805	. FILTER ASSEMBLY, ELE L1, L2, AND L3 UOC: YNN, 86R.....	3
48	PAFZZ	PAOZZ	5915-01-394-0942	30554	88-22762	. FILTER ASSEMBLY, ELE LO AND GND UOC: EMK, 86Q.....	1
48	PAFZZ	PAOZZ	5915-01-466-8148	30554	88-22807	. FILTER ASSEMBLY, ELE LO AND GND UOC: YNN, 86R.....	1

END OF FIGURE

FIELD AND SUSTAINMENT MAINTENANCE
15 kW 50/60 AND 400 Hz SKID MOUNTED TACTICAL QUIET GENERATOR SETS
GROUP 09 ENGINE ACCESSORIES

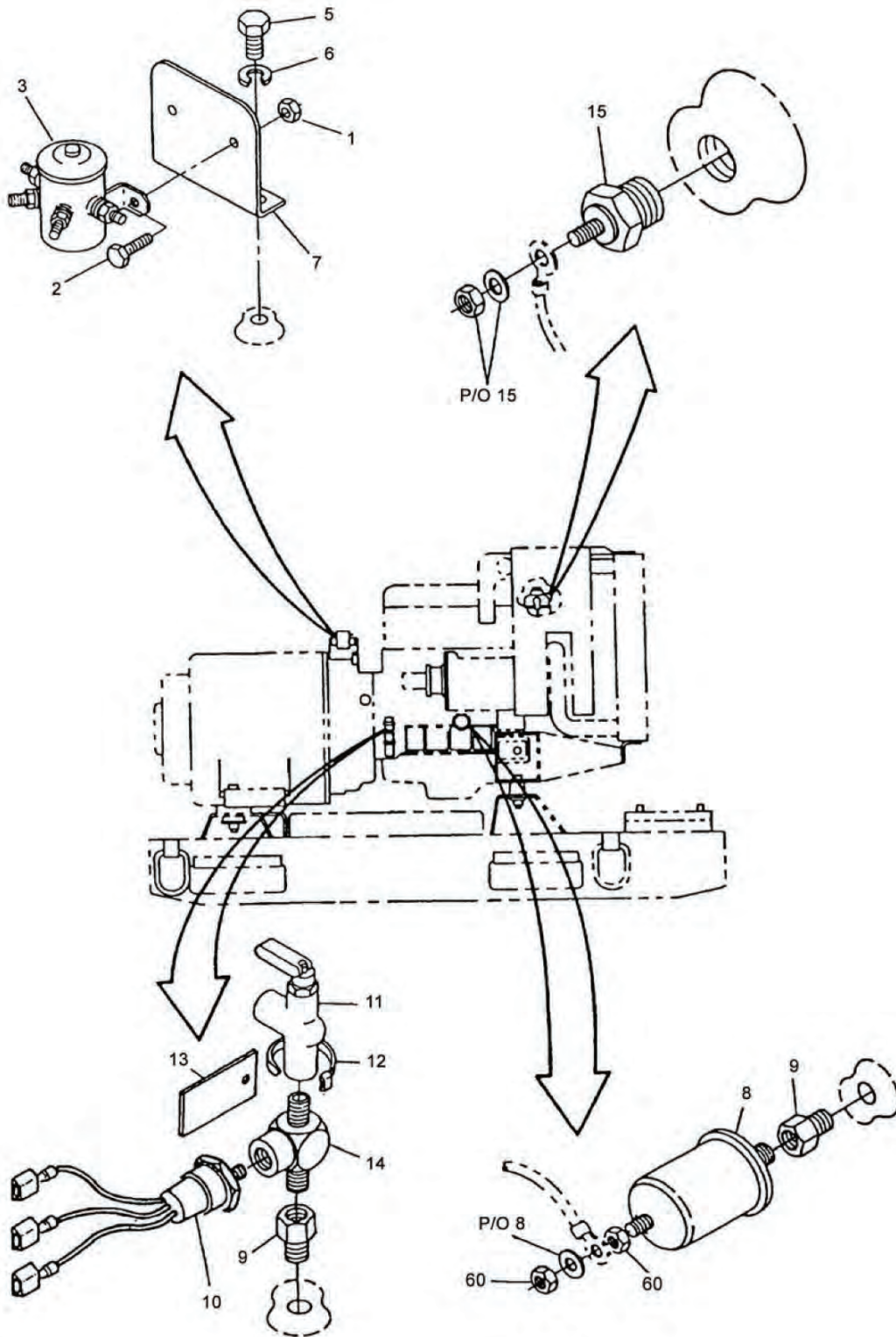


Figure 21. Engine Accessories (Sheet 1 of 5).

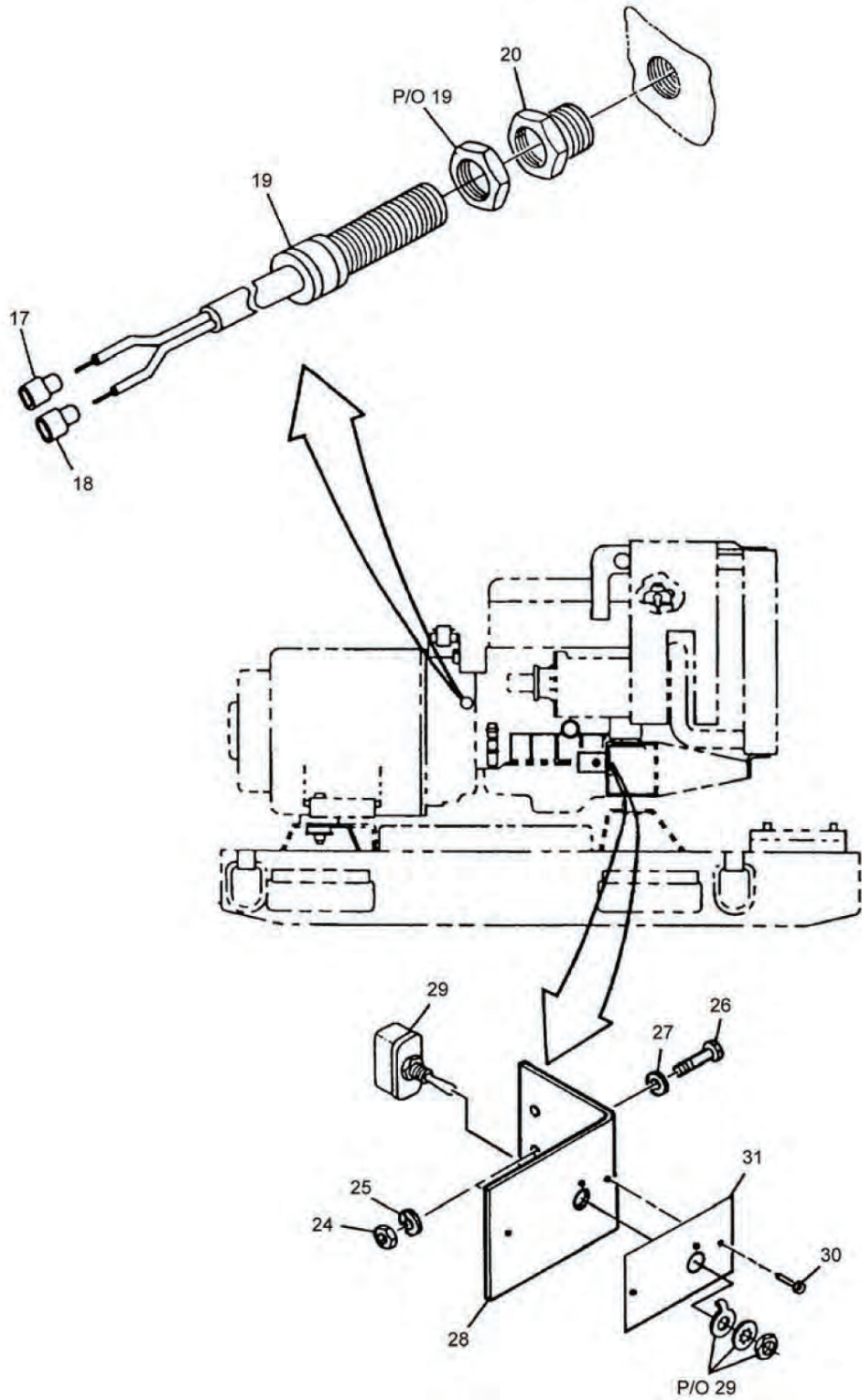


Figure 21. Engine Accessories (Sheet 2 of 5).

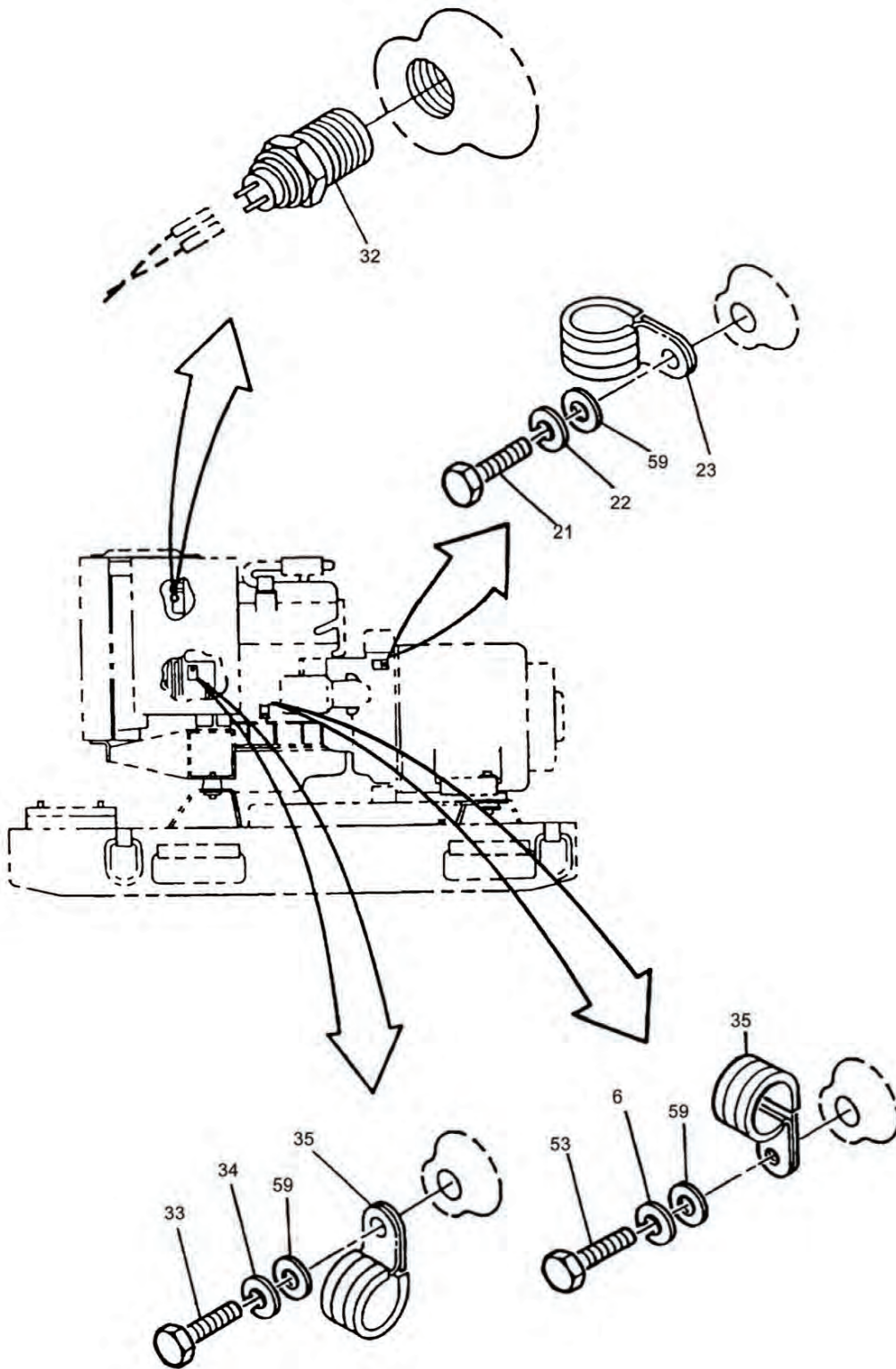


Figure 21. Engine Accessories (Sheet 3 of 5).

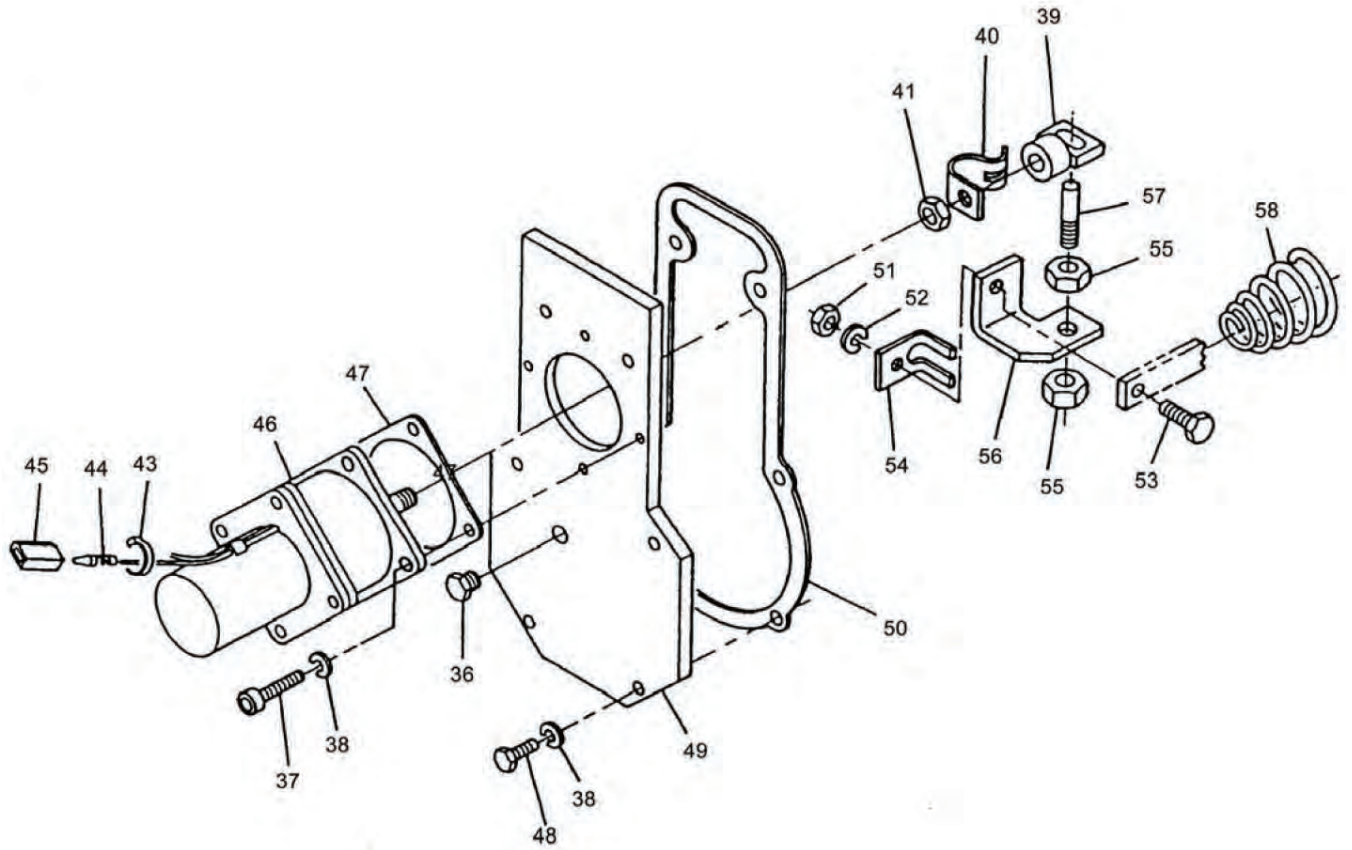


Figure 21. Engine Accessories (Sheet 4 of 5).

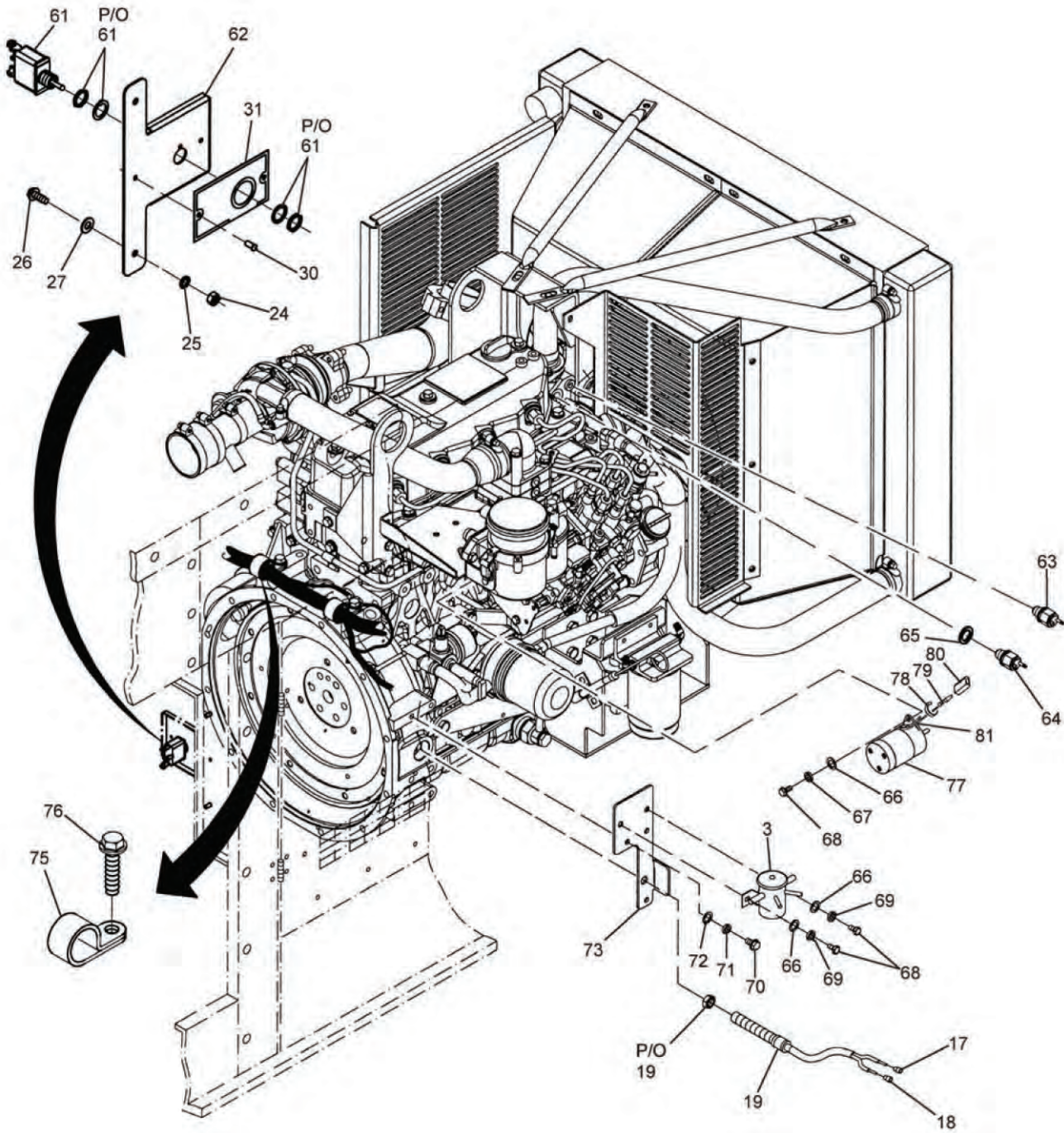


Figure 21. Engine Accessories (Sheet 5 of 5).

(1)	(2)		(3)	(4)	(5)	(6)	(7)
ITEM NO	SMR CODE		NSN	CAGEC	PART NUMBER	DESCRIPTION AND USABLE ON CODE (UOC)	QTY
	a. ARMY	b. AIR FORCE					
GROUP 09 ENGINE ACCESSORIES							
FIG. 21 ENGINE ACCESSORIES							
1	PAFZZ	PAOZZ	5310-01-012-3595	30554	69-561-6	. NUT, PLAIN, ASSEMBLED UOC: EMK, YNN	3
2	PAFZZ	PAOZZ	5306-01-156-7663	30554	88-20260-21	. SCREW, HEX WASHERHEAD UOC: EMK, YNN	3
3	PAFZZ	PAOZZ	5945-00-855-7478	30554	88-22202	. CONTACTOR, MAGNETIC	1
4					NOT USED		
5	PAFZZ	PAOZZ	5305-01-380-3395	80204	B18231B10025N	. SCREW, CAP, HEX HEAD UOC: EMK, YNN	2
6	PAFZZ	PAOZZ	5310-01-368-3048	30554	88-22331-2	. WASHER, LOCK UOC: EMK, YNN	2
7	XDFZZ	XB		30554	88-22319	. BRACKET UOC: EMK, YNN	1
8	PAFZZ	PAOZZ	5930-01-107-6474	30554	88-22706	. SENDER, OIL PRESSURE	1
9	PAFZZ	PAOZZ	4730-01-366-9017	30554	88-22307	. FITTING, ADAPTER	2
10	PAFZZ	PAOZZ	5930-01-378-6921	30554	88-21126	. SWITCH, PRESSURE	1
11	PAFZZ	PAOZZ	4820-01-367-1836	30554	88-21633	. VALVE, OIL SAMPLING	1
12	PAFZZ	PAOZZ	5975-00-074-2072	96906	MS3367-1-9	. STRAP, TIEDOWN, ELECT	1
13	MDFZZ	MDO		30554	88-22481	. PLATE, ID OIL SAMPL	1
14	PAFZZ	PAOZZ	4730-01-236-1186	30554	88-21887	. FITTING, BRANCH TEE	1
15	PAFZZ	PAOZZ	5905-01-392-8825	30554	88-22322	. SENDER, TEMPERATURE UOC: EMK, YNN	1
16	AFFFF	AOO		30554	88-22550	. TRANSDUCER ASSY, MOTION (NOT SHOWN)	1
17	PAFZZ	PAOZZ	5940-01-112-9746	30554	88-20275-1	. . . TERMINAL, QUICK DISC	1
18	PAFZZ	PAOZZ	5940-01-126-3973	30554	88-20275-2	. . . TERMINAL, QUICK DISC	1
19	PAFZZ	PAOZZ	6695-01-367-9723	05624	88-21061	. . . TRANSDUCER, MOTION	1
20	XBFZZ	XBOZZ	5310-01-500-7620	30554	88-22201	. BUSHING, BRASS UOC: EMK, YNN	1
21	PAFZZ	PAOZZ	5305-01-380-3395	80204	B18231B10025N	. SCREW, CAP, HEX HEAD	1
22	PAFZZ	PAOZZ	5310-01-368-3048	30554	88-22331-2	. WASHER, LOCK	1
23	PAFZZ	PAOZZ	5340-00-053-8994	80205	MS21333-126	. CLAMP, LOOP	1
24	PAFZZ	PAOZZ	5310-00-761-6882	96906	MS51967-2	. NUT, PLAIN, HEX	2
25	PAFZZ	PAOZZ	5310-00-274-8715	80205	MS35338-63	. WASHER, LOCK	2
26	PAFZZ	PAOZZ	5306-01-366-7075	30554	88-20260-33	. BOLT, MACHINE	2
27	PAFZZ	PAOZZ	5310-01-103-6042	96906	MS51412-4	. WASHER, FLAT	2
28	XDFZZ	XB		30554	88-22320	. BRACKET, DEAD CRANK UOC: EMK, YNN	1
29	PAFZZ	PAOZZ	5930-01-365-9614	30554	88-21081	. SWITCH, TOGGLE UOC: EMK, YNN	1
30	PAFZZ	PAOZZ	5320-00-932-1972	97403	13214E3789-2	. RIVET, BLIND	2
31	MDFZZ	MDO		30554	88-21776	. PLATE, DEAD CRANK	1
32	PAFZZ	PAOZZ	5930-01-377-9113	30554	88-22317	. SWITCH, THERMOSTATIC UOC: EMK, YNN	1
33	XDFZZ	XB	5305-01-423-8236	80204	B18231B10016N	. SCREW, CAP, HEX HEAD	3
34	PAFZZ	PAOZZ	5310-01-368-3048	30554	88-22331-2	. WASHER, LOCK	2
35	PAFZZ	PAOZZ	5340-00-057-3026	80205	MS21333-117	. CLAMP, LOOP	1
36	PAFZZ	PAOZZ	4730-00-287-3281	81343	2-130109E	. PLUG, PIPE	1

(1)	(2)		(3)	(4)	(5)	(6)	(7)
ITEM NO	SMR CODE		NSN	CAGEC	PART NUMBER	DESCRIPTION AND USABLE ON CODE (UOC)	QTY
	a. ARMY	b. AIR FORCE					
37	PAFZZ	PAOZZ		80204	B1831BH060014	. SCREW, CAP, SOCKET HEAD	4
38	PAFZZ	PAOZZ	5310-01-195-6611	30554	88-22331-3	. WASHER, LOCK	10
39	PBFZZ	PBOZZ	5340-01-367-2287	30554	88-22623	. CLEVIS, ROD END	1
40	PBFZZ	PBOZZ	5340-01-476-5376	30554	88-22784	. CLIP, SPRING TENSION	1
41	PAFZZ	PAOZZ	5310-01-220-6513	80204	B18241A06088-22545	. NUT, PLAIN, HEX	1
42	AFFFF	AOO	1440-01-560-1702	30554		. ACTUATOR ASSY (NOT SHOWN) UOC: EMK, YNN	1
43	PAFZZ	PAOZZ	5975-00-074-2072	96906	MS3367-1-9	. . STRAP, TIEDOWN, ELECT UOC: EMK, YNN	1
44	PAFZZ	PAOZZ	5999-01-092-2655	30554	88-20476	. . CONTACT, ELECTRICAL UOC: EMK, YNN	2
45	PAFZA	PAOZA	5935-00-482-7721	30554	88-20471	. . CONNECTOR, PLUG, ELEC UOC: EMK, YNN	1
46	PAFZZ	PAOZZ	2910-01-371-2689	30554	88-22428	. . ACTUATOR, ELECTRO-ME UOC: EMK, YNN	1
47	PAFZZ	PAOZZ	5330-01-366-6589	30554	88-22618	. GASKET	1
48	PAFZZ	PAOZZ		80204	B18231B6020N	. SCREW, CAP, SOCKET HE	6
49	XDFZZ	XB		30554	88-22617	. PLATE, INTERFACE	1
50	PAFZZ	PAOZZ	5330-01-392-8826	30554	88-22416	. GASKET	1
51	PAFZZ	PAOZZ	5310-01-366-3540	80204	B18241B050	. NUT, PLAIN HEX	1
52	PAFZZ	PAOZZ	5310-01-368-3049	30554	88-22331-4	. WASHER, LOCK	1
53	PAFZZ	PAOZZ		80204	B18231B5016N	. SCREW, CAP, HEX HEAD	1
54	PAFZZ	PAOZZ	5340-01-367-2328	30554	88-22619	. BRACKET, ANGLE	1
55	PAFZZ	PAOZZ	5310-00-208-9255	30554	95-8125-4	. NUT, PLAIN, HEX	2
56	XDFZZ	XB		30554	88-22621	. ADAPTER, RACK	1
57	PBFZZ	PBOZZ	5315-01-366-6685	30554	88-22620	. PIN, STRAIGHT, THREAD	1
58	PBFZZ	PBOZZ	5360-01-368-4663	30554	88-22624	. SPRING, HELICAL, COMP	1
59	PAFZZ	PAOZZ	5310-01-257-7590	96906	MS51412-7	. WASHER, FLAT UOC: EMK	3
60	PAFZZ	PAOZZ	5310-00-988-2652	80205	MS35650-103	. NUT, PLAIN, HEX	2
61	PAFZZ	PAFZZ	5930-01-365-9614	30554	88-21081	. SWITCH, TOGGLE, DEAD CRANK UOC: 86Q, 86R.....	1
62	XBFZZ	XBFZZ		30554	97-24045	. BRACKET, DEAD CRANK SWITCH UOC: 86Q, 86R.....	1
63	PAFZZ	PAFZZ		30554	97-24061	. SWITCH, THERMOSTATIC UOC: 86Q, 86R.....	1
64	PAFZZ	PAFZZ		30554	88-22322	. SENDER, TEMPERATURE UOC: 86Q, 86R.....	2
65	PAFZZ	PAFZZ		30554	97-24118	. WASHER, COPPER UOC: 86Q, 86R.....	1
66	PAFZZ	PAFZZ	5310-01-531-4939	30554	88-20033-22A	. WASHER, FLAT UOC: 86Q, 86R.....	4
67	PAFZZ	PAFZZ	5310-01-195-6611	30554	88-22331-3	. WASHER, LOCK UOC: 86Q, 86R.....	3
68	PAFZZ	PAFZZ	5305-01-392-8847	81343	B1831BH060016	. SCREW UOC: 86Q, 86R.....	4
69	PAFZZ	PAFZZ	5310-01-466-7321	30554	88-22792-2	. WASHER, LOCK UOC: 86Q, 86R.....	1
70	PAFZZ	PAFZZ	5306-01-179-1438	80204	B18231A10025N	. BOLT, MACHINE UOC: 86Q, 86R.....	2
71	PAFZZ	PAFZZ	5310-01-099-9532	30554	88-22331-1	. WASHER, LOCK UOC: 86Q, 86R.....	2
72	PAFZZ	PAFZZ	5310-01-531-4937	30554	88-20033-24A	. WASHER, FLAT UOC: 86Q, 86R.....	2

(1)	(2)		(3)	(4)	(5)	(6)	(7)
ITEM NO	SMR CODE		NSN	CAGEC	PART NUMBER	DESCRIPTION AND USABLE ON CODE (UOC)	QTY
	a. ARMY	b. AIR FORCE					
73	XBFZZ	XBFZZ		30554	97-24017	. BRACKET ASSEMBLY UOC: 86Q, 86R.....	1
74					NOT USED		
75	PAFZZ	PAFZZ		30554	88-20554-1	. CLAMP, LOOP UOC: 86Q, 86R.....	2
76	PAFZZ	PAFZZ	5306-01-174-8738	80204	B18231A10020N	. SCREW, CAP, SOCKET HEAD UOC: 86Q, 86R.....	2
77	AFFFF	AOO		30554	97-24114	. ACTUATOR ASSY (NOT SHOWN) UOC: 86Q, 86R.....	1
78	PAFZZ	PAOZZ	5975-00-074-2072	96906	MS3367-1-9	. . STRAP, TIEDOWN, ELECT UOC: 86Q, 86R.....	1
79	PAFZZ	PAFZZ	5999-01-092-2655	30554	88-20476	. . CONTACT, ELECTRICAL UOC: 86Q, 86R.....	2
80	PAFZA	PAOZA	5935-00-482-7721	27264	88-20471	. . CONNECTOR, PLUG, ELEC UOC: 86Q, 86R.....	1
81	PAFZZ	PAFZZ		30554	97-24018	. . ACTUATOR, GOVERNOR UOC: 86Q, 86R.....	1

END OF FIGURE

FIELD AND SUSTAINMENT MAINTENANCE

15 kW 50/60 AND 400 Hz SKID MOUNTED TACTICAL QUIET GENERATOR SETS

GROUP 10 LUBRICATION SYSTEM: OIL DRAIN LINE

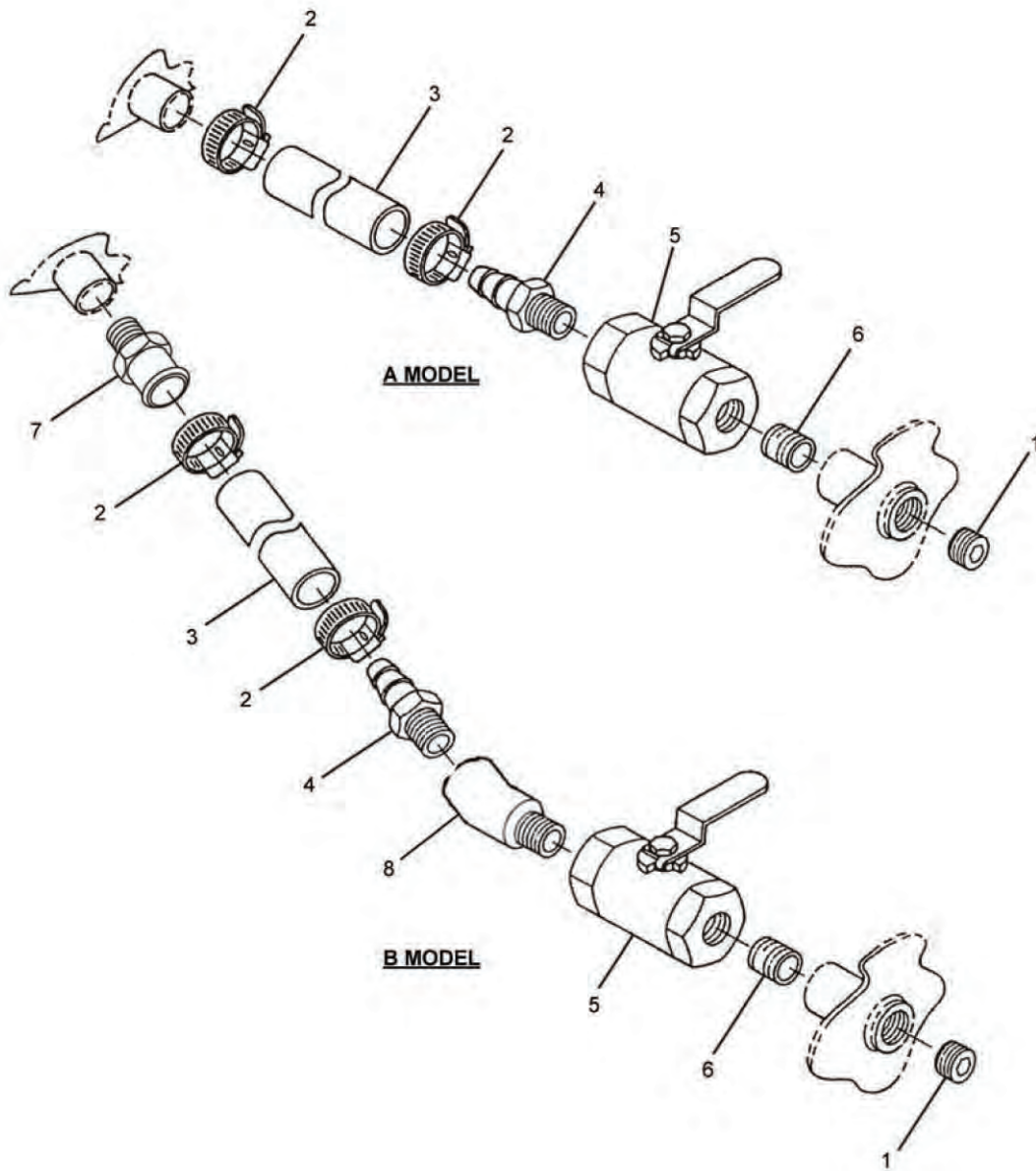


Figure 22. Oil Drain Line.

(1)	(2)		(3)	(4)	(5)	(6)	(7)
ITEM NO	SMR CODE		NSN	CAGEC	PART NUMBER	DESCRIPTION AND USABLE ON CODE (UOC)	QTY
	a. ARMY	b. AIR FORCE					

GROUP 10 LUBRICATION SYSTEM

FIG. 22 OIL DRAIN LINE

1	PAFZZ	PAOZZ		30554	12 130109G	. PLUG, PIPE	1
2	PAFZZ	PAOZZ	4730-00-908-3194	30554	88-20561-2	. CLAMP, HOSE	2
3	MFFZZ	MOO		30554	88-21604-110	. HOSE, OIL DRAIN MAKE FROM P/N 100R1A-16 (81349), 24 INCHES REQUIRED UOC: EMK	1
3	MFFZZ	MOO		30554	97-24604-110	. . HOSE, OIL DRAIN MAKE FROM P/N 100R1AT-16 (81349), 24 INCHES REQUIRED UOC: 86Q	1
3	MFFZZ	MOO		30554	88-21605-110	. HOSE, OIL DRAIN MAKE FROM P/N 100R1A-16 (81349), 24 INCHES REQUIRED UOC: YNN	1
3	MFFZZ	MOO		30554	97-24605-110	. . HOSE, OIL DRAIN MAKE FROM P/N 100R1AT-16 (81349), 24 INCHES REQUIRED UOC: 86R	1
4	PAFZZ	PAOZZ		30554	88-21755-3	. ADAPTER, STRAIGHT, PI	1
5	PAFZZ	PAOZZ		30554	88-21891	. VALVE, BALL	1
6	PAFZZ	PAOZZ	4730-01-470-1982	30554	72-5304	. NIPPLE, PIPE	1
7	PAFZZ	PAFZZ		30554	97-24011	. FITTING, OIL DRAIN UOC: 86Q, 86R.....	1
8	PAFZZ	PAFZZ	4730-00-900-8663	81343	12-12 140339C	. ELBOW 45' ST 3/4 NPTX 3/4 FEMALE NPT SAE J 516 UOC: 86Q, 86R.....	1

END OF FIGURE

FIELD AND SUSTAINMENT MAINTENANCE

15 kW 50/60 AND 400 Hz SKID MOUNTED TACTICAL QUIET GENERATOR SETS

GROUP 10 LUBRICATION SYSTEM: LUBRICATION ACCESSORIES

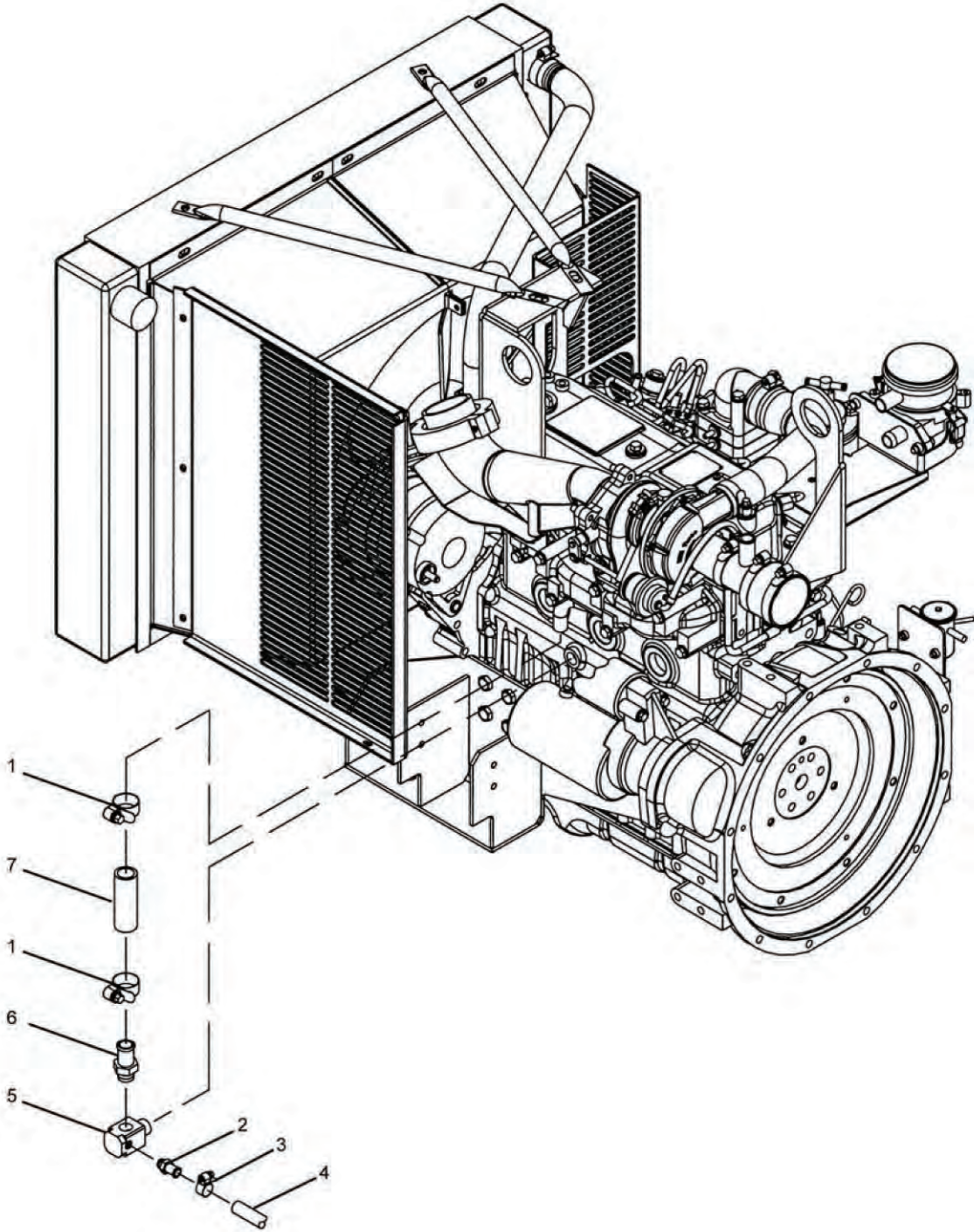


Figure 23. Lubrication Accessories (Sheet 1 of 2).

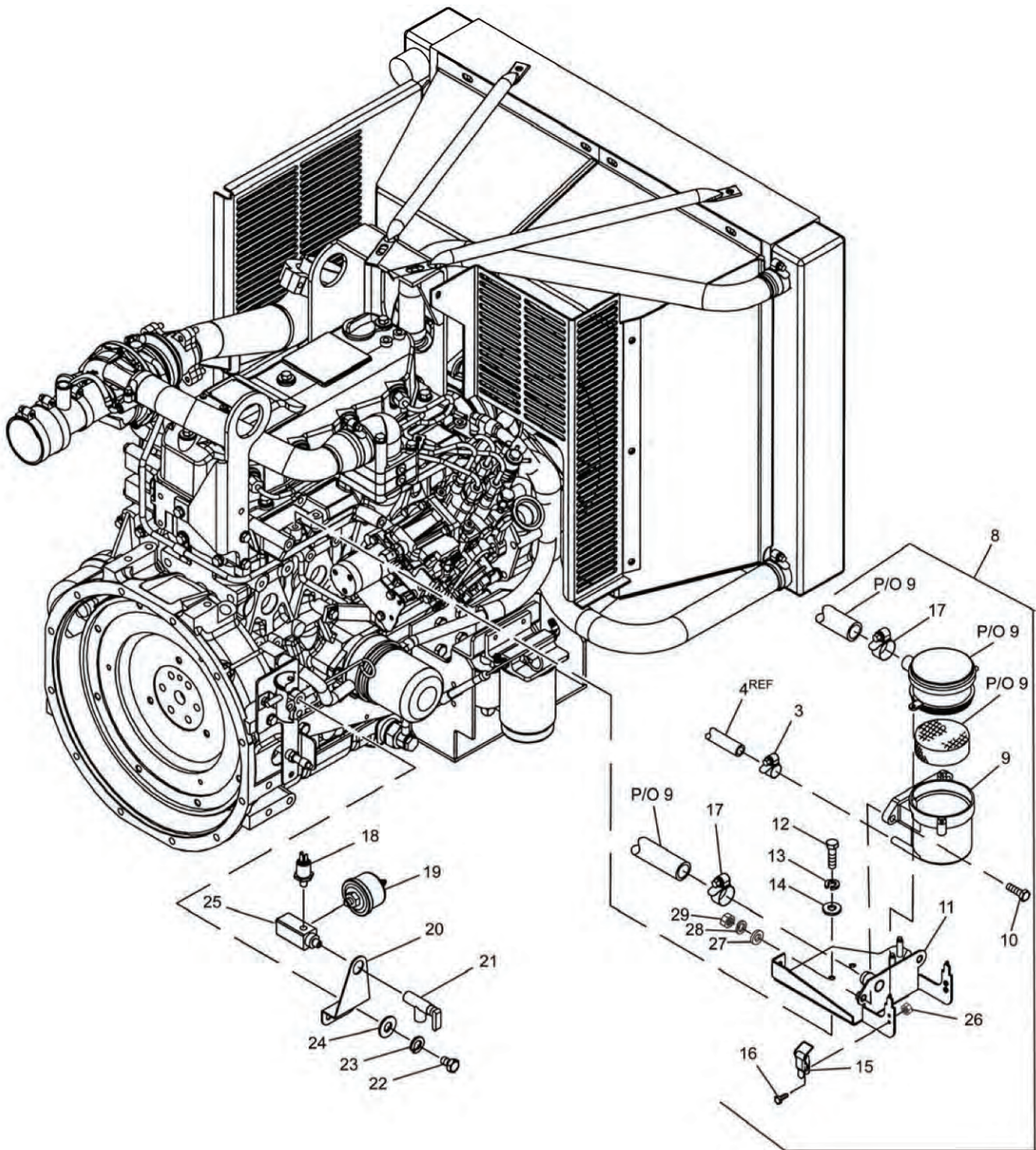


Figure 23. Lubrication Accessories (Sheet 2 of 2).

(1)	(2)		(3)	(4)	(5)	(6)	(7)
ITEM NO	SMR CODE		NSN	CAGEC	PART NUMBER	DESCRIPTION AND USABLE ON CODE (UOC)	QTY
	a. ARMY	b. AIR FORCE					
GROUP 10 LUBRICATION SYSTEM							
FIG. 23 LUBRICATION ACCESSORIES							
1	PAFZZ	PAFZZ	4730-01-470-2409	30554	88-20561-2	. CLAMP, HOSE UOC: 86Q, 86R.....	2
2	PAFZZ	PAFZZ	4730-01-417-5855	81343	8-4 430160C	. ADAPTER, STRAIGHT UOC: 86Q, 86R.....	2
3	PAFZZ	PAFZZ	4730-01-470-1626	30554	88-20561-1	. CLAMP, HOSE UOC: 86Q, 86R.....	2
4	MFFZZ	MOF	4720-00-670-6037	30554	97-24604-282	. HOSE, NONMETALLIC, MAKE FROM P/N 88-20579-6 (30554), 27 INCHES REQUIRED UOC: 86Q	1
4	MFFZZ	MOF		30554	97-24605-282	. HOSE, NONMETALLIC, MAKE FROM P/N 88-20579-6 (30554), 27 INCHES REQUIRED UOC: 86R	1
5	PAFZZ	PAFZZ		30554	97-24031	. FITTING, TEE, OIL DRAIN UOC: 86Q, 86R.....	1
6	PAFZZ	PAFZZ		30554	97-24113	. CONNECTOR UOC: 86Q, 86R.....	1
7	MFFZZ	MOF		30554	97-24604-112	. HOSE, NONMETALLIC, MAKE FROM P/N 88-20579-7 (30554), 2.75 INCHES REQUIRED UOC: 86Q	1
7	MFFZZ	MOF		30554	97-24605-112	. HOSE, NONMETALLIC, MAKE FROM P/N 88-20579-7 (30554), 2.75 INCHES REQUIRED UOC: 86Q	1
8	XBFFF	XBFFF		30554	97-24002	. FILTER ASSEMBLY, CRANKCASE VENTILATION (NOT SHOWN) UOC: 86Q, 86R.....	1
9	PAFZZ	PAFZZ		30554	97-24025	. . FILTER, CRANKCASE VENTILA- TION UOC: 86Q, 86R.....	1
10	PAFZZ	PAFZZ	5306-00-226-4827	80204	B1821BH031C100N	. . SCREW, HEX HEAD UOC: 86Q, 86R.....	2
11	XBFFF	XBFFF		30554	97-24024	. . BRACKET ASSEMBLY, FILTER UOC: 86Q, 86R.....	1
12	PAFZZ	PAFZZ	5306-01-179-1438	80204	B18231A1025N	. BOLT, MACHINE UOC: 86Q, 86R.....	2
13	PAFZZ	PAFZZ	5310-01-099-9532	30554	88-22331-1	. WASHER, LOCK UOC: 86Q, 86R.....	2
14	PAFZZ	PAFZZ	5310-01-531-4937	30554	88-20033-24A	. WASHER, FLAT UOC: 86Q, 86R.....	2
15	PAFZZ	PAFZZ		30554	97-24026	. . LATCH, TOGGLE UOC: 86Q, 86R.....	2
16	PAFZZ	PAFZZ	5305-00-036-6972	30554	69-662-20	. . SCREW, HEX HEAD UOC: 86Q, 86R.....	4
17	PAFZZ	PAFZZ	4730-01-470-1567	30554	88-20561-3	. CLAMP, HOSE UOC: 86Q, 86R.....	4
18	PAFZZ	PAFZZ	5930-01-378-6921	30554	88-21126	. SWITCH, PRESSURE UOC: 86Q, 86R.....	1

(1)	(2)		(3)	(4)	(5)	(6)	(7)
ITEM NO	SMR CODE		NSN	CAGEC	PART NUMBER	DESCRIPTION AND USABLE ON CODE (UOC)	QTY
	a. ARMY	b. AIR FORCE					
19	PAFZZ	PAFZZ	5930-01-107-6474	30554	88-22706	. SENSOR, OIL PRESSURE UOC: 86Q, 86R.....	1
20	XBFFF	XBFFF		30554	97-24016	. BRACKET, MANIFOLD UOC: 86Q, 86R.....	1
21	PAFZZ	PAFZZ	4820-01-367-1836	30554	88-21633	. VALVE, OIL SAMPLING UOC: 86Q, 86R.....	1
22	PAFZZ	PAFZZ	5306-01-174-8738	30554	B18231A100020N	. BOLT, MACHINE UOC: 86Q, 86R.....	2
23	PAFZZ	PAFZZ	5310-01-368-3048	30554	88-22331-2	. WASHER, LOCK UOC: 86Q, 86R.....	2
24	PAFZZ	PAFZZ	5310-01-532-0321	30554	88-20033-31A	. WASHER, FLAT UOC: 86Q, 86R.....	2
25	PAFZZ	PAFZZ		30554	97-24015	. MANIFOLD, OIL PRESSURE UOC: 86Q, 86R.....	1
26	PAFZZ	PAFZZ	5310-00-063-7360	30554	69-561-2	. . NUT, CAGE UOC: 86Q, 86R.....	4
27	PAFZZ	PAFZZ	5310-01-234-9415	30554	88-20564-3	. . WASHER, FLAT UOC: 86Q, 86R.....	2
28	PAFZZ	PAFZZ	5310-01-477-9621	30554	88-20556-6	. . WASHER, LOCK UOC: 86Q, 86R.....	2
29	PAFZZ	PAFZZ	5310-01-470-1286	30554	88-22790-2	. . NUT UOC: 86Q, 86R.....	2

END OF FIGURE

FIELD AND SUSTAINMENT MAINTENANCE

15 kW 50/60 AND 400 Hz SKID MOUNTED TACTICAL QUIET GENERATOR SETS

GROUP 11 GENERATOR INSTALLATION: GENERATOR ASSEMBLY

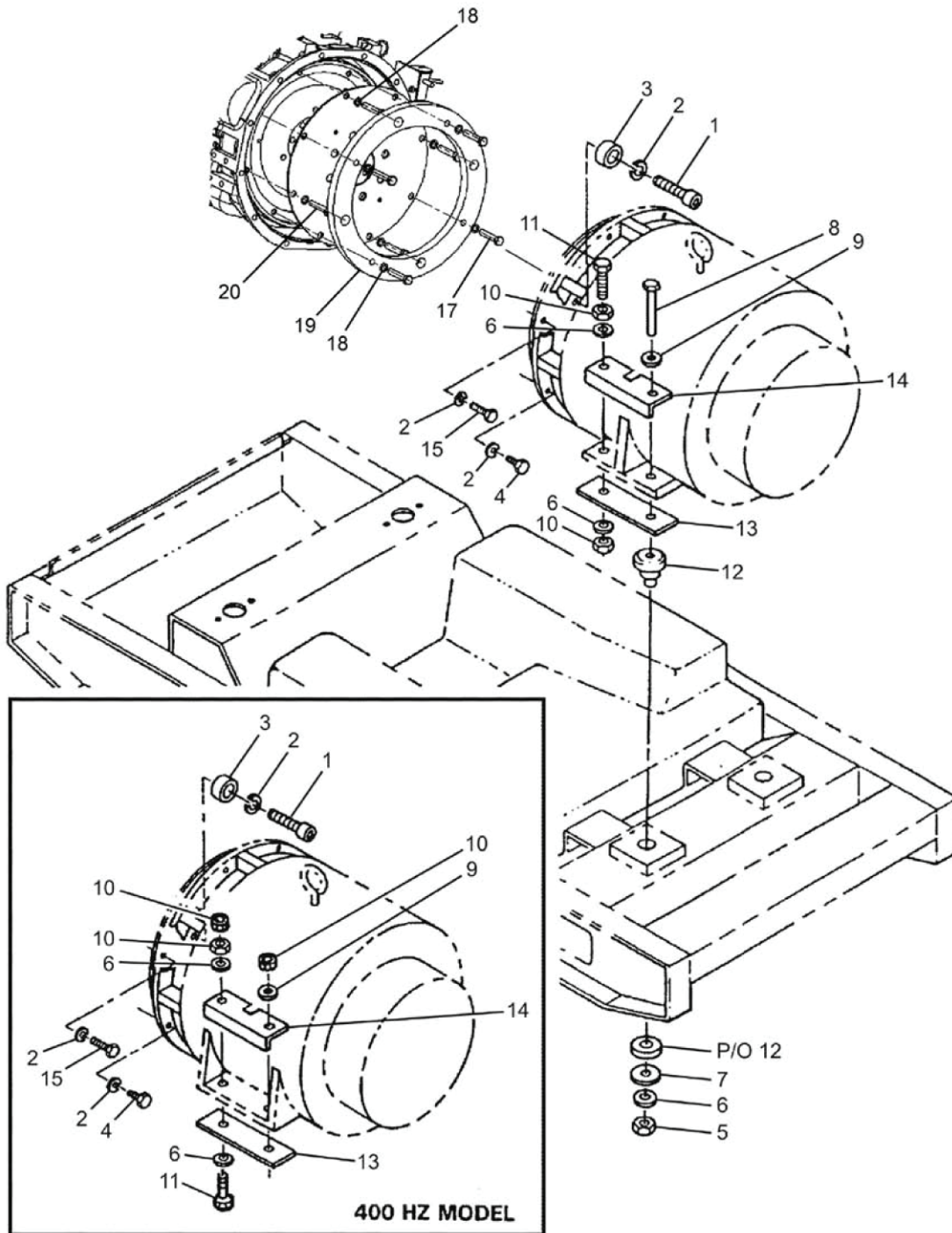


Figure 24. Generator Assembly.

(1)	(2)		(3)	(4)	(5)	(6)	(7)
ITEM NO	SMR CODE		NSN	CAGEC	PART NUMBER	DESCRIPTION AND USABLE ON CODE (UOC)	QTY
	a. ARMY	b. AIR FORCE					
GROUP 11 GENERATOR INSTALLATION							
FIG. 24 GENERATOR ASSEMBLY							
1	PAFZZ	PAOZZ	5305-00-983-7449	96906	MS16998-75	. SCREW, CAP, SOCKET HEAD	2
2	PAFZZ	PAOZZ	5310-00-011-5093	80205	MS35338-65	. WASHER, LOCK	22
3	PAFZZ	PAOZZ	5365-01-384-9169	30554	88-22339	. SPACER, SLEEVE	2
4	PAFZZ	PAOZZ	5305-00-068-0511	80204	B1821BH038C125N	. SCREW, CAP, HEX HEAD	12
5	PAFZZ	PAOZZ	5310-01-215-7311	96906	MS51943-13	. NUT, SELF-LOCKING, HEX	2
6	PAFZZ	PAOZZ	5310-01-242-2679	96906	MS51412-11	. WASHER, FLAT	6
7	PAFZZ	PAOZZ	5310-01-365-8139	30554	88-20247-3	. WASHER, FLAT	2
8	PAFZZ	PAOZZ	5305-00-724-7265	80204	B1821BH063C475N	. SCREW, CAP, HEX HEAD	2
9	PBFZZ	PBOZZ	5310-01-365-4386	92830	B1875-127	. WASHER, BEVEL	2
10	PAFZZ	PAOZZ	5310-00-764-6609	96906	MS51971-7	. NUT, PLAIN, HEX	4
11	PAFZZ	PAOZZ	5305-01-366-3501	30554	88-22530	. SCREW, CAP, HEX HEAD	2
12	PBFZZ	PBOZZ	5340-01-366-3360	81860	RB-X85	. MOUNT, RESILIENT	2
13	XDFZZ	XB		30554	88-22524	. PLATE, GENERATOR MO	2
14	XDFZZ	XB		30554	88-22525	. ANGLE, GENERATOR	2
15	PAFZZ	PAOZZ	5305-00-068-0510	80204	B1821BH038 C100N	. SCREW, CAP, HEX HEAD	8
16					NOT USED		
17	PAFZZ	PAOZZ		30554	97-24116-5	. SCREW, CAP, HEX HEAD UOC: 86Q, 86R.....	4
18	PAFZZ	PAOZZ	5310-01-368-3048	30554	88-22331-2	. WASHER, LOCK UOC: 86Q, 86R.....	8
19	PAFZZ	PAOZZ		30554	97-24122	. RING, INERTIA UOC: 86Q, 86R.....	1
20	PAFZZ	PAFZZ		30554	97-24116-4	. SCREW, CAP, HEX HEAD UOC: 86Q, 86R.....	4

END OF FIGURE

FIELD AND SUSTAINMENT MAINTENANCE

15 kW 50/60 AND 400 Hz SKID MOUNTED TACTICAL QUIET GENERATOR SETS

GROUP 11 GENERATOR ASSEMBLY: GENERATOR ASSEMBLY, 50/60 HZ

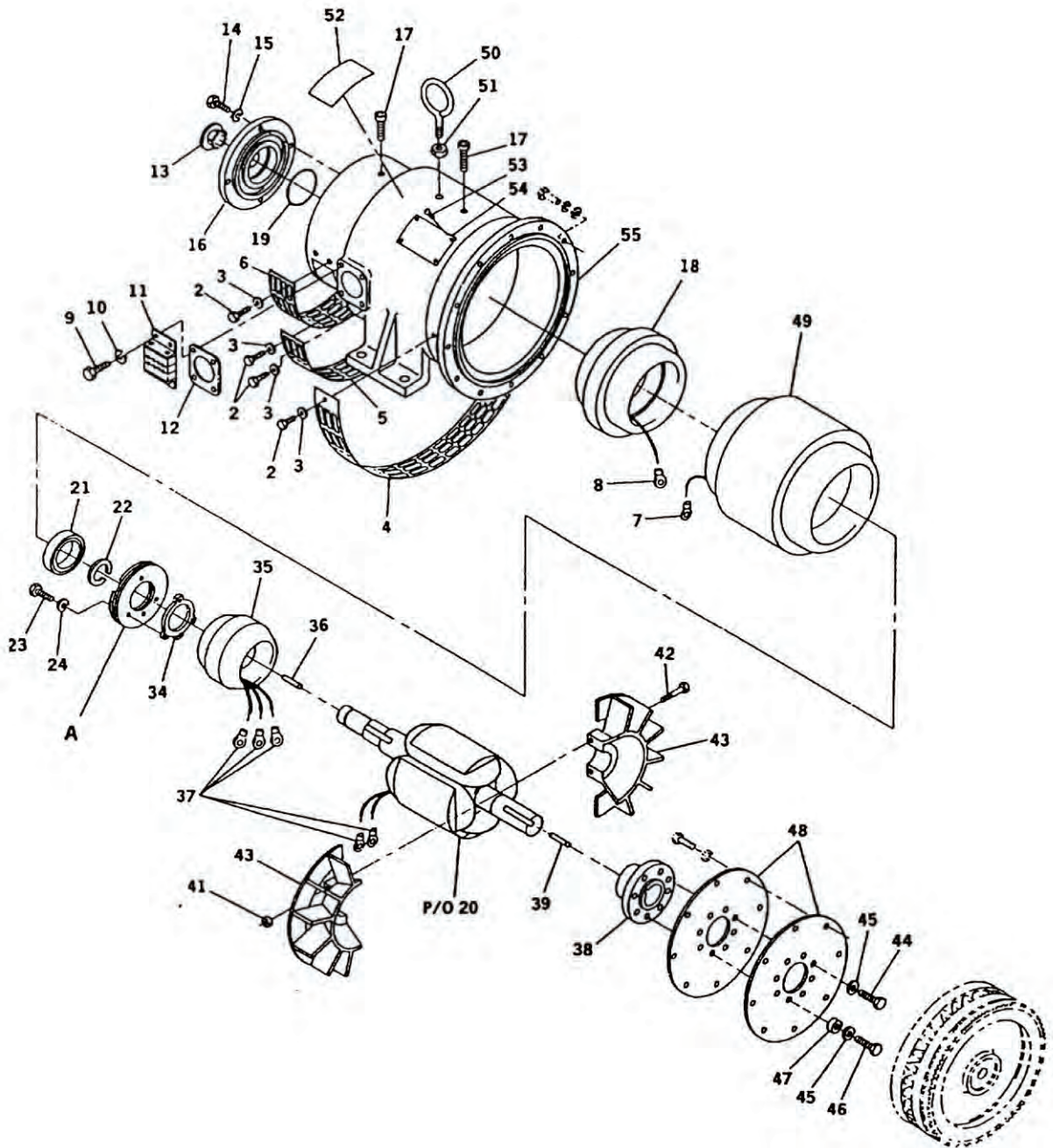
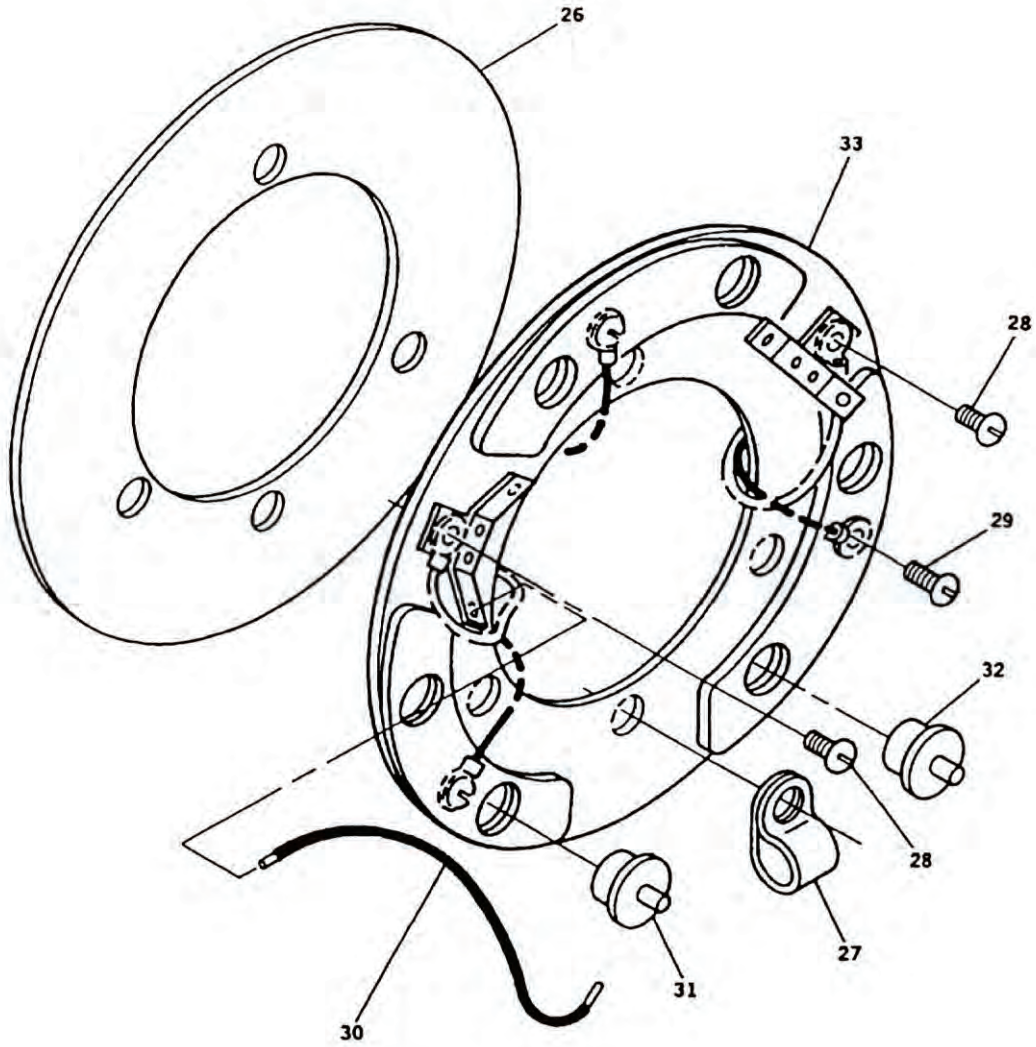


Figure 25. Generator Assembly, 50/60 Hz (Sheet 1 of 2).



DETAIL A

Figure 25. Generator Assembly, 50/60 Hz (Sheet 2 of 2).

(1)	(2)		(3)	(4)	(5)	(6)	(7)
ITEM NO	SMR CODE		NSN	CAGEC	PART NUMBER	DESCRIPTION AND USABLE ON CODE (UOC)	QTY
	a. ARMY	b. AIR FORCE					
GROUP 11 GENERATOR ASSEMBLY							
FIG. 25 GENERATOR ASSEMBLY, 50/60 HZ							
1	PBFFH	PBFFH	6115-01-383-3124	30554	88-21005	. GENERATOR, ALTERNATING CURRENT, 60 HZ (NOT SHOWN) UOC: EMK, 86Q.....	1
2	PAFZZ	PAOZZ	5305-00-068-0500	96906	MS90725-3	. . SCREW, CAP, HEX HEAD UOC: EMK, 86Q.....	10
3	XDFZZ	XB	5310-01-215-7311	96906	MS51943-13	. . WASHER, FLAT UOC: EMK, 86Q.....	10
4	XDFZZ	XB		36156	720346-0C	. . COVER, BAND UOC: EMK, 86Q.....	1
5	XDFZZ	XB		36156	720345-03	. . SCREEN, INTAKE UOC: EMK, 86Q.....	1
6	XDFZZ	XB		36156	720344-03	. . SCREEN, INTAKE UOC: EMK, 86Q.....	1
7	PAFZZ	PAOZZ	5940-00-113-9820	96906	MS20659-128	. . TERMINAL, LUG USED ON STATOR LEADS UOC: EMK, 86Q.....	10
8	PAFZZ	PAOZZ	5940-00-113-0954	96906	MS20659-165	. . TERMINAL, LUG USED ON EXCITER LEADS UOC: EMK, 86Q.....	2
9	PAFZZ	PAOZZ	5305-00-068-0502	80205	MS90725-6	. . SCREW, CAP, HEX HEAD UOC: EMK, 86Q.....	4
10	PAFZZ	PAOZZ	5310-00-274-8715	80205	MS35338-63	. . WASHER, LOCK UOC: EMK, 86Q.....	4
11	XDFZZ	XB		36156	752818-0A	. . LEAD CLAMP ASSEMBLY UOC: EMK, 86Q.....	1
12	XDFZZ	XB		36156	834822-01	. . GASKET, LEAD CLAMP UOC: EMK, 86Q.....	1
13	PAFZZ	PAOZZ	5340-01-382-2589	36156	846833-01	. . PLUG, PROTECTIVE DUS UOC: EMK, 86Q.....	1
14	PAFZZ	PAOZZ	5306-00-225-8499	80205	MS90725-34	. . SCREW, CAP, HEX HEAD UOC: EMK, 86Q.....	4
15	PAFZZ	PAOZZ	5310-00-011-6120	96906	MS35338-64	. . WASHER, LOCK UOC: EMK, 86Q.....	4
16	XDFZZ	XB		36156	703320-02	. . ENDBELL UOC: EMK, 86Q.....	1
17	PAFZA	PAFZA	5305-00-292-4562	88044	AN565C416-12	. . SETSCREW UOC: EMK, 86Q.....	2
18	XDFZZ	XB		36156	789295-0A	. . STATOR CORE, EXCITE UOC: EMK, 86Q.....	1
19	PAFZZ	PAOZZ	5330-01-374-4468	36156	865876-01	. . O-RING UOC: EMK, 86Q.....	1
20	XDFFF	XB		36156	777070-0A	. . ROTOR ASSY 60 HZ (NOT SHOWN) UOC: EMK, 86Q.....	1
21	PAFZZ	PAOZZ	3110-01-304-8142	52676	6308-2RSJEM	. . . BEARING, BALL, ANNULA UOC: EMK, 86Q.....	1
22	XDFZZ	XB	5365-00-803-7304	96906	MS16624-1156	. . . RING, RETAINING UOC: EMK, 86Q.....	1

(1)	(2)		(3)	(4)	(5)	(6)	(7)
ITEM NO	SMR CODE		NSN	CAGEC	PART NUMBER	DESCRIPTION AND USABLE ON CODE (UOC)	QTY
	a. ARMY	b. AIR FORCE					
23	PAFZZ	PAOZZ	5305-01-324-4896	36156	801016-06	. . . SCREW, CAP, HEX HEAD UOC: EMK, 86Q.....	3
24	PAFZZ	PAOZZ	5310-00-576-5752	80205	MS35333-39	. . . WASHER, LOCK UOC: EMK, 86Q.....	3
25	PAFZZ	PAOZZ	5961-01-248-1712	36156	777079-0A	. . . SEMICONDUCTOR DEVICE (NOT SHOWN) UOC: EMK, 86Q.....	1
26	XDFZZ	XB		36156	718810	. . . PLATE, RECTIFIER INSULATING UOC: EMK, 86Q.....	1
27	PAFZZ	PAOZZ	5340-01-302-2960	96906	MS25281-4	. . . CLAMP, LOOP UOC: EMK, 86Q.....	1
28	PAFZZ	PAOZZ	5305-00-984-6189	80205	MS35206-241	. . . SCREW, MACHINE UOC: EMK, 86Q.....	3
29	PAFZZ	PAOZZ	5305-00-993-1849	80205	MS35207-259	. . . SCREW, MACHINE UOC: EMK, 86Q.....	2
30	MFFZZ	MOO		30554	88-21795-8	. . . WIRE, ELECTRICAL MAKE FROM P/N 88-20444-2 (30554), 14 GA WIRE AS REQUIRED UOC: EMK, 86Q.....	2
31	PAFZZ	PAOZZ	5961-00-478-7687	80131	1N3663	. . . SEMICONDUCTOR DEVICE DIODE 30 AMP, 400 VOLT UOC: EMK, 86Q.....	3
32	PAFZZ	PAOZZ	5961-01-013-0682	80121	1N3663R	. . . SEMICONDUCTOR DEVICE DIODE REVERSE 30 AMP, 400 VOLTS UOC: EMK, 86Q.....	3
33	XAFZZ	XA		36156	778715-0A	. . . PLATE, RECTIFIER MO UOC: EMK, 86Q.....	1
34	XDFZZ	XB		36156	707806-0A	. . . RECTIFIER, HUB UOC: EMK, 86Q.....	1
35	XDFZZ	XB		36156	791149-0A	. . . ROTOR ASSY, EXCITER UOC: EMK, 86Q.....	1
36	XDFZZ	XB	5315-01-236-0612	96906	MS20066-352	. . . KEY, MACHINE UOC: EMK, 86Q.....	1
37	PAFZZ	PAOZZ	5940-00-114-1300	96906	MS20659-105	. . . TERMINAL, LUG UOC: EMK, 86Q.....	5
38	XDFZZ	XB		36156	707329-01	. . . HUB, DRIVE UOC: EMK, 86Q.....	1
39	XDFZZ	XB	5315-00-227-6415	96906	MS20066-354	. . . KEY, MACHINE UOC: EMK, 86Q.....	1
40	PBFZZ	PBOZZ	2930-01-329-4857	36156	716327-0A	. . . IMPELLER, FAN, AXIAL (NOT SHOWN) UOC: EMK, 86Q.....	1
41	PAFZZ	PAOZZ	5310-00-984-3806	96906	MS51922-9	. . . NUT, SELF-LOCKING, HEX UOC: EMK, 86Q.....	2
42	PAFZZ	PAOZZ	5305-00-225-8507	80205	MS90725-43	. . . SCREW, CAP, HEX HEAD UOC: EMK, 86Q.....	2
43	XAFZZ	XA		30554	88-21783	. . . FAN, HALF UOC: EMK, 86Q.....	2
44	PAFZZ	PAOZZ	5305-00-269-2801	96906	MS90726-58	. . SCREW, CAP, HEX HEAD UOC: EMK, 86Q.....	6
45	PAFZZ	PAOZZ	5310-00-087-7493	96906	MS27183-13	. . WASHER, FLAT UOC: EMK, 86Q.....	8
46	PAFZZ	PAOZZ	5305-00-269-3239	80204	B1821BH038F138N	. . SCREW, CAP, HEX HEAD UOC: EMK, 86Q.....	2
47	XDFZZ	XB	5365-01-384-9169	30554	88-22339	. . SPACER, SLEEVE UOC: EMK, 86Q.....	2

(1)	(2)		(3)	(4)	(5)	(6)	(7)
ITEM NO	SMR CODE		NSN	CAGEC	PART NUMBER	DESCRIPTION AND USABLE ON CODE (UOC)	QTY
	a. ARMY	b. AIR FORCE					
48	XDFZZ	XB		36156	702806-01	.. DISC, COUPLING UOC: EMK, 86Q.....	2
49	XDFZZ	XB		36156	783621-0A	.. STATOR ASSY UOC: EMK, 86Q.....	1
50	PAFZZ	PAOZZ	5306-00-050-0347	96906	MS51937-5	.. BOLT, EYE UOC: EMK, 86Q.....	1
51	PAFZZ	PAOZZ	5310-00-768-0318	96906	MS51967-14	.. NUT, PLAIN, HEX UOC: EMK, 86Q.....	1
52	MDFZZ	MDO		36156	A-9696	.. LABEL, WARNING UOC: EMK, 86Q.....	1
53	PAFZZ	PAOZZ	5305-00-253-5615	80205	MS21318-21	.. SCREW, DRIVE UOC: EMK, 86Q.....	4
54	MDFZZ	MDO		30554	88-20064-5	.. PLATE, IDENTIFICATION UOC: EMK, 86Q.....	1
55	XDFZZ	XB		36156	706336-03	.. FRAME, STATOR HOUSING UOC: EMK, 86Q.....	1

END OF FIGURE

FIELD AND SUSTAINMENT MAINTENANCE

15 kW 50/60 AND 400 Hz SKID MOUNTED TACTICAL QUIET GENERATOR SETS

GROUP 11 GENERATOR ASSEMBLY: GENERATOR ASSEMBLY, 400 HZ

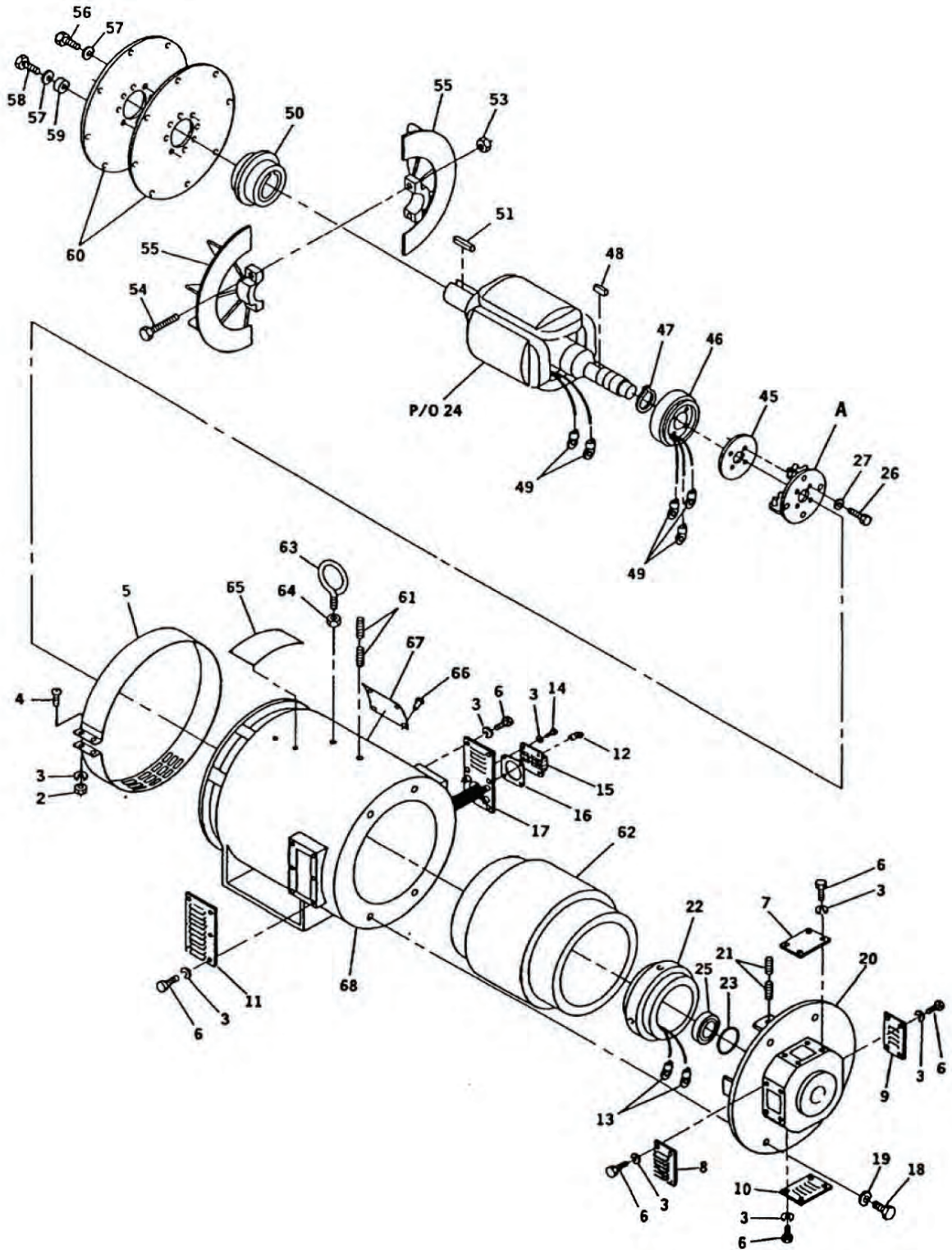


Figure 26. Generator Assembly, 400 Hz (Sheet 1 of 2).

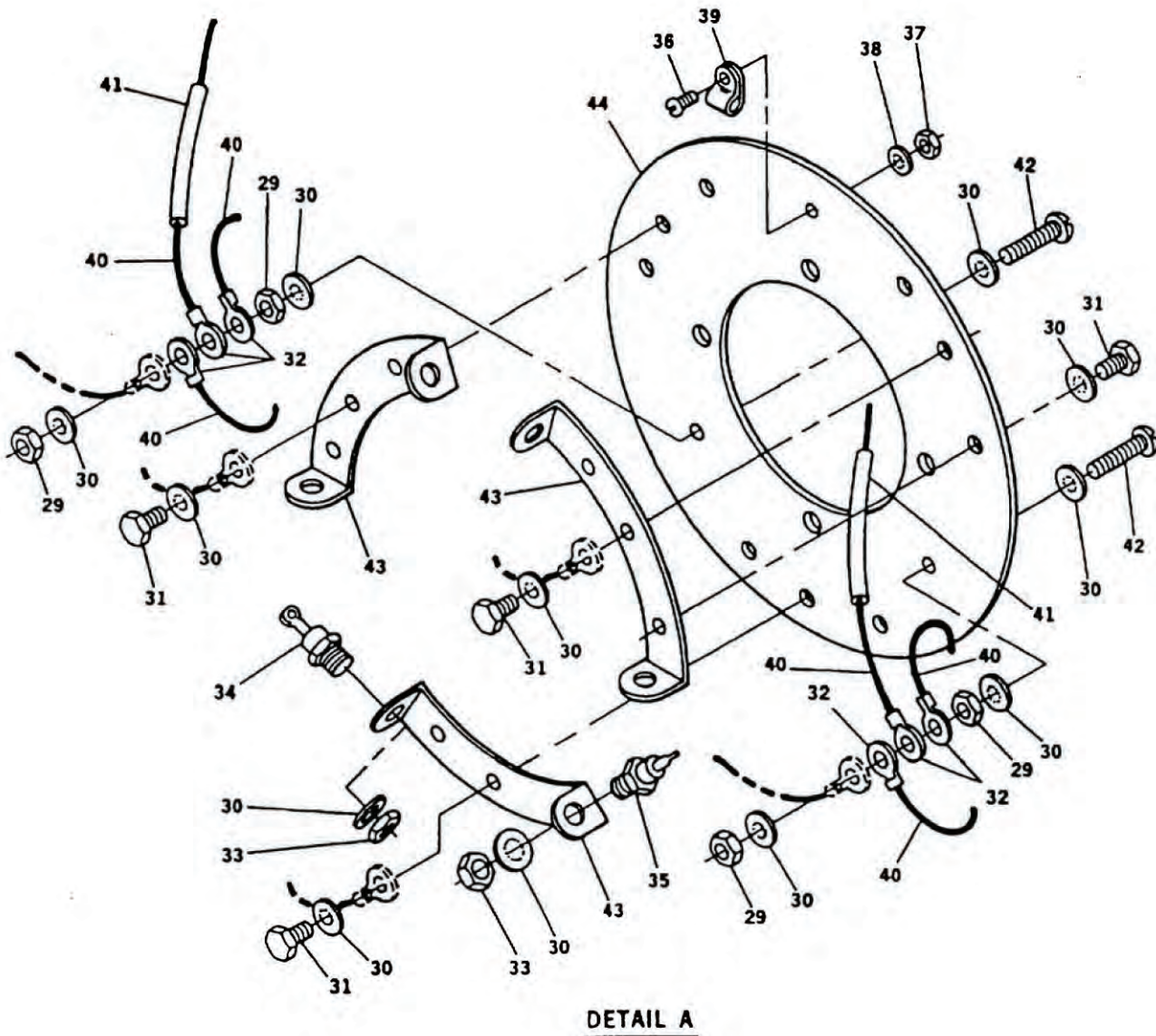


Figure 26. Generator Assembly, 400 Hz (Sheet 2 of 2).

(1)	(2)		(3)	(4)	(5)	(6)	(7)
ITEM NO	SMR CODE		NSN	CAGEC	PART NUMBER	DESCRIPTION AND USABLE ON CODE (UOC)	QTY
	a. ARMY	b. AIR FORCE					
GROUP 11 GENERATOR ASSEMBLY							
FIG. 26 GENERATOR ASSEMBLY, 400 HZ							
1	PBFFH	PBFFH	6115-01-434-1432	30554	88-21006	. GENERATOR, ALTERNATING CURRENT, 400 HZ (NOT SHOWN) UOC: YNN, 86R	1
2	PAFZZ	PAOZZ	761-68825310-00-761-68825310	8906	MS51967-2	. . NUT, PLAIN, HEX UOC: YNN, 86R	2
3	PAFZZ	PAOZZ	5310-00-274-8715	80205	MS35338-63	. . WASHER, LOCK UOC: YNN, 86R	34
4	PAFZZ	PAOZZ	5305-00-988-1728	80205	MS35206-287	. . SCREW, MACHINE UOC: YNN, 86R	2
5	XDFZZ	XB		36156	720982-OA	. . COVER, BAND UOC: YNN, 86R	1
6	PAFZZ	PAOZZ	5305-00-068-0500	96906	MS90725-3	. . SCREW, CAP, HEX HEAD UOC: YNN, 86R	28
7	XDFZZ	XB		36156	718514-01	. . COVER, TOP UOC: YNN, 86R	1
8	XDFZZ	XB		36156	718516-01	. . COVER, LOUVERED, LS UOC: YNN, 86R	1
9	XDFZZ	XB		36156	71851501	. . COVER, LOUVERED, RS UOC: YNN, 86R	1
10	XDFZZ	XB		36156	718517-01	. . COVER, LOUVERED, BO UOC: YNN, 86R	1
11	XDFZZ	XB		30554	88-21804	. . PANEL, SIDE VENT UOC: YNN, 86R	1
12	PAFZZ	PAOZZ	5940-00-113-9820	96906	MS20659-128	. . TERMINAL, LUG USED ON STATOR LEADS UOC: YNN, 86R	10
13	PAFZZ	PAOZZ	5940-00-113-0954	96906	MS20659-165	. . TERMINAL, LUG USED ON EXCITER LEADS UOC: YNN, 86R	2
14	PAFZZ	PAOZZ	5305-00-068-0502	80205	MS90725-6	. . SCREW, CAP, HEX HEAD UOC: YNN, 86R	4
15	XDFZZ	XB		36156	752818-OA	. . LEAD CLAMP ASSEMBLY UOC: YNN, 86R	1
16	XDFZZ	XB		36156	834822-01	. . GASKET, LEAD CLAMP UOC: YNN, 86R	1
17	XDFZZ	XB		36156	718337-01	. . PANEL, LEAD EXIT UOC: YNN, 86R	1
18	PAFZZ	PAOZZ	5305-01-283-8664	80205	MS90725-110	. . SCREW, CAP, HEX HEAD UOC: YNN, 86R	4
19	PAFZZ	PAOZZ	5310-00-011-6121	96906	MS35338-67	. . WASHER, LOCK UOC: YNN, 86R	4
20	XDFZZ	XB		36156	703513-01	. . ENDBELL UOC: YNN, 86R	1
21	PAFZA	PAFZA	5305-01-080-5721	88044	AN565C416H6	. . SETSCREW UOC: YNN, 86R	8
22	PBFZZ	PBOZZ	6115-01-385-3104	36156	789293-OA	. . STATOR, GENERATOR UOC: YNN, 86R	1
23	PAFZZ	PAOZZ	5330-01-369-7318	36156	865873-01	. . PACKING, PREFORMED UOC: YNN, 86R	1

(1)	(2)		(3)	(4)	(5)	(6)	(7)
ITEM NO	SMR CODE		NSN	CAGEC	PART NUMBER	DESCRIPTION AND USABLE ON CODE (UOC)	QTY
	a. ARMY	b. AIR FORCE					
24	XDFFF	XB		36156	777068-0A	. . ROTOR ASSY 400 HZ (NOT SHOWN) UOC: YNN, 86R	1
25	PAFZZ	PAOZZ	3110-00-155-6298	21335	312KDD	. . . BEARING, BALL, ANNULA UOC: YNN, 86R	1
26	PAFZZ	PAOZZ	5305-00-068-0501	80205	MS90725-5	. . . SCREW, CAP, HEX HEAD UOC: YNN, 86R	4
27	PAFZZ	PAOZZ	5310-00-274-8715	80205	MS35338-63	. . . WASHER, LOCK UOC: YNN, 86R	4
28	PAFFF	PAFFF	2920-01-298-6321	36156	777056-0A	. . . RECTIFIER ASSEMBLY (NOT SHOWN) UOC: YNN, 86R	1
29	PAFZZ	PAOZZ	5310-00-761-6882	96906	MS51967-2 NUT, PLAIN, HEX UOC: YNN, 86R	4
30	PAFZZ	PAOZZ	5310-00-550-1130	80205	MS35333-40 WASHER, LOCK UOC: YNN, 86R	21
31	PAFZZ	PAOZZ	5305-00-068-0500	96906	MS90725-3 SCREW, CAP, HEX HEAD UOC: YNN, 86R	9
32	PAFZZ	PAOZZ	5940-00-230-0515	96906	MS25036-154 TERMINAL, LUG UOC: YNN, 86R	6
33	PAFZZ	PAOZZ	5310-01-494-2731	80205	AN3154 NUT, PLAIN, HEX UOC: YNN, 86R	6
34	PAFZZ	PAOZZ	5961-01-067-9493	81349	JANTX1N1190R SEMICONDUCTOR DEVIC REVERSE, 35 AMP, 600 VOLT UOC: YNN, 86R	3
35	PAFZZ	PAOZZ	5961-00-154-7046	81349	JANTX1N1190 SEMICONDUCTOR DEVICE, 35 AMP, 600 VOLT UOC: YNN, 86R	3
36	PAFZZ	PAOZZ	5305-00-984-6196	80205	MS35206-248 SCREW, MACHINE UOC: YNN, 86R	1
37	PAFZZ	PAOZZ	5310-00-934-9757	80205	MS35649-282 NUT, PLAIN, HEX UOC: YNN, 86R	1
38	PAFZZ	PAOZZ	5310-00-559-0070	96906	MS35333-38 WASHER, LOCK UOC: YNN, 86R	1
39	PAFZZ	PAOZZ	5340-01-302-2960	96906	MS25281-4 CLAMP, LOOP UOC: YNN, 86R	1
40	MFFZZ	MOO		30554	88-21649-19 WIRE, ELECTRICAL MAKE FROM P/N 88-20444-2 (30554), 14 GA WIRE, AS REQUIRED UOC: YNN, 86R	6
41	MFFZZ	MOO		30554	88-21649-17 INSULATION, SLEEVING MAKE FROM P/N M3190/03-17-0 (81349), AS REQUIRED UOC: YNN, 86R	2
42	PAFZZ	PAOZZ	5305-00-988-1727	80205	MS35206-283 SCREW, MACHINE UOC: YNN, 86R	2
43	XDFZZ	XB		36156	B-718930-01 PLATE, RECTIFIER MO UOC: YNN, 86R	3
44	XDFZZ	XB		36156	B-718817-01 PLATE, RECTIFIER IN UOC: YNN, 86R	1
45	XDFZZ	XB	6130-01-533-2167	36156	707807-02	. . . RECTIFIER HUB UOC: YNN, 86R	1
46	XDFFF	XB	6115-01-533-2172	36156	791150-0A	. . . ROTOR ASSY, EXCITER UOC: YNN, 86R	1
47	XAFZZ	XA	5365-00-804-7654	96906	MS16624-1300	. . . RING, RETAINING UOC: YNN, 86R	1

(1)	(2)		(3)	(4)	(5)	(6)	(7)
ITEM NO	SMR CODE		NSN	CAGEC	PART NUMBER	DESCRIPTION AND USABLE ON CODE (UOC)	QTY
	a. ARMY	b. AIR FORCE					
48	PAFZZ	PAOZZ	5315-00-847-3531	96906	MS20066-356	. . . KEY, MACHINE UOC: YNN, 86R	1
49	PAFZZ	PAOZZ	5940-00-143-4777	96906	MS25036-157	. . . TERMINAL, LUG UOC: YNN, 86R	5
50	XDFZZ	XB		36156	707329-01	. . . HUB, DRIVE UOC: YNN, 86R	1
51	PAFZZ	PAOZZ	5315-00-227-6415	96906	MS20066-354	. . . KEY, MACHINE UOC: YNN, 86R	1
52	PBFZZ	PBOZZ	2930-01-329-4857	36156	716327-0A	. . . IMPELLER, FAN, AXIAL (NOT SHOWN) UOC: YNN, 86R	1
53	PAFZZ	PAOZZ	5310-00-984-3806	96906	MS51922-9 NUT, SELF-LOCKING, HEX UOC: YNN, 86R	2
54	PAFZZ	PAOZZ	5305-00-225-8507	96906	MS90725-43 SCREW, CAP, HEX HEAD UOC: YNN, 86R	2
55	XAFZZ	XA		30554	88-21783 FAN, HALF UOC: YNN, 86R	2
56	PAFZZ	PAOZZ	5305-00-269-2801	80205	MS90726-58	. . SCREW, CAP, HEX HEAD UOC: YNN, 86R	6
57	PAFZZ	PAOZZ	5310-00-087-7493	96906	MS27183-13	. . WASHER, FLAT UOC: YNN, 86R	8
58	PAFZZ	PAOZZ	5305-00-269-3239	80204	B1821BH038F138N	. . SCREW, CAP, HEX HEAD UOC: YNN, 86R	2
59	XDFZZ	XB	5365-01-384-9169	30554	88-22339	. . SPACER, COUPLER UOC: YNN, 86R	2
60	XDFZZ	XB		36156	702806-01	. . DISC, COUPLING UOC: YNN, 86R	2
61	PAFZZ	PAOZZ	5305-00-282-3249	88044	AN565C816H16	. . SETSCREW UOC: YNN, 86R	2
62	XDFZZ	XB		36156	783622-0A	. . STATOR CORE, MAIN W UOC: YNN, 86R	1
63	PAFZZ	PAOZZ	5306-00-017-6143	96906	MS51937-7	. . BOLT, EYE UOC: YNN, 86R	1
64	PAFZZ	PAOZZ	5310-00-763-8920	96906	MS51967-20	. . NUT, PLAIN, HEX UOC: YNN, 86R	1
65	MDFZZ	MDO		36156	A-9696	. . LABEL, WARNING UOC: YNN, 86R	1
66	PAFZZ	PAOZZ	5305-00-253-5615	80205	MS21318-21	. . SCREW, DRIVE UOC: YNN, 86R	4
67	MDFZZ	MDO		30554	88-20064-6	. . PLATE, IDENTIFICATION UOC: YNN, 86R	1
68	XDFZZ	XB		30554	88-21798	. . FRAME, STATOR HOUSING UOC: YNN, 86R	1

END OF FIGURE

FIELD AND SUSTAINMENT MAINTENANCE

15 kW 50/60 AND 400 Hz SKID MOUNTED TACTICAL QUIET GENERATOR SETS

GROUP 12 ENGINE ASSEMBLY: ENGINE INSTALLATION

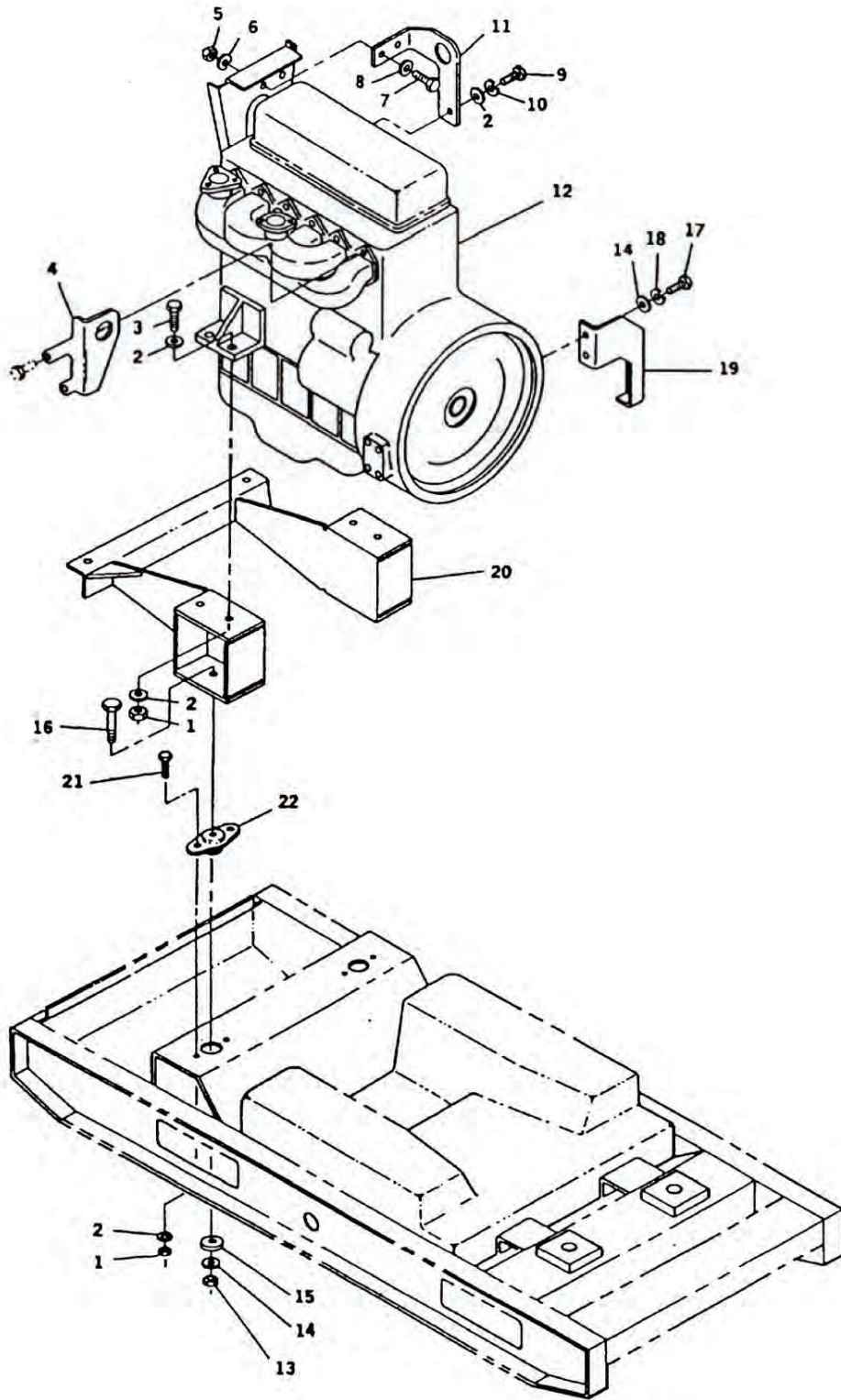


Figure 27. Engine Installation.

(1)	(2)		(3)	(4)	(5)	(6)	(7)
ITEM NO	SMR CODE		NSN	CAGEC	PART NUMBER	DESCRIPTION AND USABLE ON CODE (UOC)	QTY
	a. ARMY	b. AIR FORCE					
GROUP 12 ENGINE ASSEMBLY							
FIG. 27 ENGINE INSTALLATION							
1	PAFZZ	PAOZZ		96906	MS51493-5	. NUT, SELF-LOCKING UOC: EMK, YNN	8
2	PAFZZ	PAOZZ	5310-01-257-7590	96906	MS51412-7	. WASHER, FLAT UOC: EMK, YNN	14
3	PAFZZ	PAOZZ	5305-00-725-2317	80204	B1821BH038C150N	. SCREW, CAP, HEX HEAD UOC: EMK, YNN	4
4	XDFZZ	XB		30554	88-22321	. BRACKET, ENGINE REAR UOC: EMK, YNN	1
5	PAFZZ	PAOZZ	5310-01-466-6312	30554	88-22790-1	. NUT, PLAIN, HEX UOC: EMK, YNN	2
6	PAFZZ	PAOZZ	5310-00-274-8715	80205	MS35338-63	. WASHER, LOCK UOC: EMK, YNN	2
7	PAFZZ	PAOZZ	5305-01-056-1501	30554	88-20260-32	. SCREW, HEX WASHERHEAD UOC: EMK, YNN	2
8	PAFZZ	PAOZZ	5310-01-103-6042	96906	MS51412-4	. WASHER, FLAT UOC: EMK, YNN	2
9	XDFZZ	XB		80204	B18231B8025N	. SCREW, CAP, HEX HEAD UOC: EMK, YNN	1
10	PAFZZ	PAOZZ	5310-01-099-9532	30554	88-22331-1	. WASHER, LOCK UOC: EMK, YNN	1
11	XDFZZ	XB		30554	88-22425	. STRAP, ENGINE LIFTING UOC: EMK, YNN	1
12	PAFH	PAFH	2815-01-350-2207	30554	88-22315	. ENGINE, DIESEL (SEE TM 9-2815-254-24P FOR PARTS) UOC: EMK, YNN	1
13	PAFZZ	PAOZZ	5310-01-231-7459	96906	MS51943-9	. NUT, SELF-LOCKING UOC: EMK, YNN	2
14	PAFZZ	PAOZZ	5310-01-266-4641	96906	MS51412-9	. WASHER, FLAT UOC: EMK, YNN	8
15	PBFZZ	PBOZZ	5310-01-365-3190	30554	88-20247-2	. WASHER, FLAT UOC: EMK, YNN	2
16	PAFZZ	PAOZZ	5305-00-071-2075	80204	B1821BH050C300N	. SCREW, CAP, HEX HEAD UOC: EMK, YNN	2
17	PAFZZ	PAOZZ	5305-00-071-2066	80204	B1821BH050C100N	. SCREW, CAP, HEX HEAD UOC: EMK, YNN	4
18	PAFZZ	PAOZZ	5310-00-011-6121	96906	MS35338-67	. WASHER, LOCK UOC: EMK, YNN	4
19	XDFZZ	XB		30554	88-22135	. SUPPORT, ENGINE REAR UOC: EMK, YNN	2
20	XDFZZ	XB		30554	88-22174	. SUPPORT, ENGINE UOC: EMK, YNN	1
21	PAFZZ	PAOZZ	5305-00-068-0510	80204	B1821BH038C100N	. SCREW, CAP, HEX HEAD UOC: EMK, YNN	4
22	PAFZZ	PAOZZ	5342-01-467-4366	30554	88-21071-3	. MOUNT, ENGINE UOC: EMK, YNN	2

END OF FIGURE

FIELD AND SUSTAINMENT MAINTENANCE
15 kW 50/60 AND 400 Hz SKID MOUNTED TACTICAL QUIET GENERATOR SETS
GROUP 12 ENGINE ASSEMBLY: ENGINE INSTALLATION

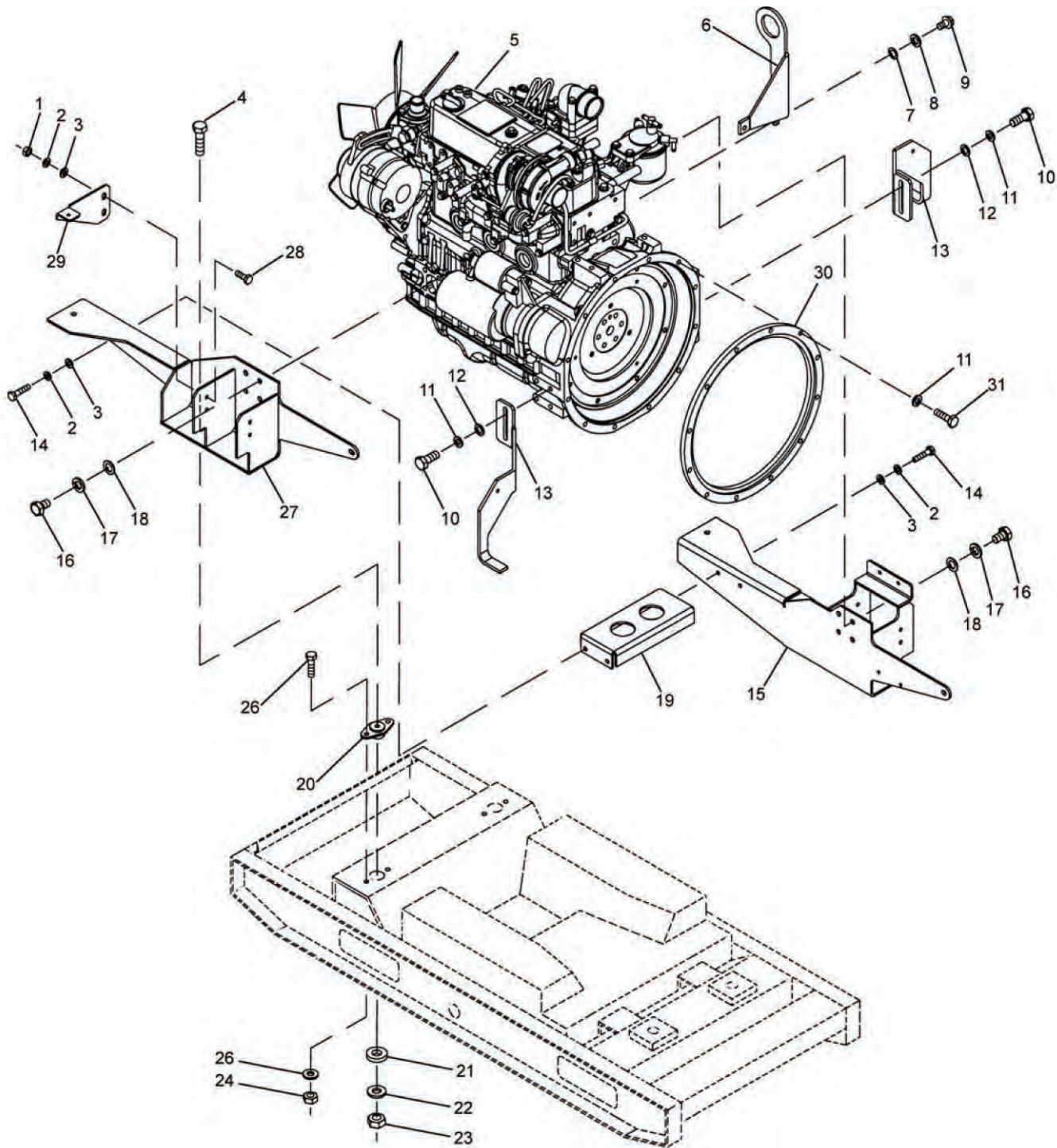


Figure 28. Engine Installation.

(1)	(2)		(3)	(4)	(5)	(6)	(7)
ITEM NO	SMR CODE		NSN	CAGEC	PART NUMBER	DESCRIPTION AND USABLE ON CODE (UOC)	QTY
	a. ARMY	b. AIR FORCE					
GROUP 12 ENGINE ASSEMBLY							
FIG. 28 ENGINE INSTALLATION							
1	PAFZZ	PAFZZ	5310-01-466-6312	30554	88-22790-1	. NUT, HEX HEAD UOC: 86Q, 86R.....	2
2	PAFZZ	PAFZZ		30554	88-20556-38	. WASHER, LOCK UOC: 86Q, 86R.....	6
3	PAFZZ	PAFZZ		30554	88-20033-21A	. WASHER, FLAT UOC: 86Q, 86R.....	6
4	PAFZZ	PAFZZ	5305-00-071-2075	80204	B1821BH050C300N	. SCREW, CAP, HEX HEAD UOC: 86Q, 86R.....	2
5	PAFHH	PAFHH		30554	97-24010	. DIESEL ENGINE (SEE TM 9-2815-538-24&P FOR PARTS) UOC: 86Q, 86R.....	1
6	XBFZZ	XBFZZ		30554	97-24023	. RING, LIFT, REAR UOC: 86Q, 86R.....	1
7	PAFZZ	PAFZZ	5310-01-531-4937	30554	88-20033-24A	. WASHER, FLAT UOC: 86Q, 86R.....	3
8	PAFZZ	PAFZZ	5310-01-099-9532	30554	88-22331-1	. WASHER, LOCK SPRING UOC: 86Q, 86R.....	3
9	PAFZZ	PAFZZ		81343	B18231A03014	. SCREW UOC: 86Q, 86R.....	3
10	PAFZZ	PAFZZ	5306-01-179-1438	80204	B18231A10025N	. SCREW, CAP, HEX HEAD UOC: 86Q, 86R.....	4
11	PAFZZ	PAFZZ	5310-01-368-3048	30554	88-22331-2	. WASHER, LOCK-SPRING UOC: 86Q, 86R.....	16
12	PAFZZ	PAFZZ	5310-01-532-0321	30554	88-20033-31A	. WASHER, FLAT UOC: 86Q, 86R.....	4
13	XBFZZ	XBFZZ		30554	97-24038	. SUPPORT, ENGINE, REAR UOC: 86Q, 86R.....	2
14	PAFZZ	PAFZZ	5305-01-379-5734	30554	88-20260-35	. SCREWWASHER UOC: 86Q, 86R.....	4
15	XBFZZ	XBFZZ		30554	97-24013	. SUPPORT, RADIATOR, RH UOC: 86Q, 86R.....	1
16	PAFZZ	PAFZZ	5306-01-174-8738	80204	B18231A10020N	. BOLT, MACHINE UOC: 86Q, 86R.....	10
17	PAFZZ	PAFZZ	5310-01-368-3048	30554	88-22331-2	. WASHER, LOCK UOC: 86Q, 86R.....	10
18	PAFZZ	PAFZZ	5310-01-532-0321	30554	88-20033-31A	. WASHER, FLAT UOC: 86Q, 86R.....	10
19	XBFZZ	XBFZZ		30554	97-24014	. CROSS MEMBER UOC: 86Q, 86R.....	1
20	PAFZZ	PAFZZ	5342-01-467-4366	30554	88-21071-3	. MOUNT, ENGINE UOC: 86Q, 86R.....	2
21	PAFZZ	PAFZZ	5310-01-365-3190	30554	88-20247-2	. WASHER, SNUBBING UOC: 86Q, 86R.....	2
22	PAFZZ	PAFZZ	5310-01-266-4641	30554	88-20033-31A	. WASHER, FLAT UOC: 86Q, 86R.....	2
23	PAFZZ	PAFZZ	5310-01-470-2776	30554	88-20568-5	. NUT, SELF-LOCKING UOC: 86Q, 86R.....	2
24	PAFZZ	PAFZZ	5310-01-470-6529	30554	88-20568-4	. NUT, SELF-LOCKING UOC: 86Q, 86R.....	4
25	PAFZZ	PAFZZ		30554	88-20033-34A	. WASHER, FLAT UOC: 86Q, 86R.....	4

(1)	(2)		(3)	(4)	(5)	(6)	(7)
ITEM NO	SMR CODE		NSN	CAGEC	PART NUMBER	DESCRIPTION AND USABLE ON CODE (UOC)	QTY
	a. ARMY	b. AIR FORCE					
26	PAFZZ	PAFZZ	5305-00-068-0510	80204	B1821BH038C100N	. SCREW, CAP, HEX HEAD UOC: 86Q, 86R.....	4
27	XBFZZ	XBFZZ		30554	97-24012	. SUPPORT, RADIATOR, LH UOC: 86Q, 86R.....	1
28	PAFZZ	PAFZZ	5305-01-369-2166	30554	88-20260-30	. SCREW, CAP, HEX HEAD UOC: 86Q, 86R.....	2
29	XBFZZ	XBFZZ		30554	97-24039	. SUPPORT, GUARD REAR L UOC: 86Q, 86R.....	1
30	PBFZZ	PBFZZ		30554	97-24037	. SPACER, GENERATOR UOC: 86Q, 86R.....	1
31	PAFZZ	PAFZZ		30554	97-24116-5	. SCREW, CAP, HEX HEAD UOC: 86Q.....	12
31	PAFZZ	PAFZZ		30554	97-24116-6	. SCREW, CAP, HEX HEAD UOC: 86R.....	12

END OF FIGURE

FIELD AND SUSTAINMENT MAINTENANCE
15 kW 50/60 AND 400 Hz SKID MOUNTED TACTICAL QUIET GENERATOR SETS
GROUP 14 SKID BASE

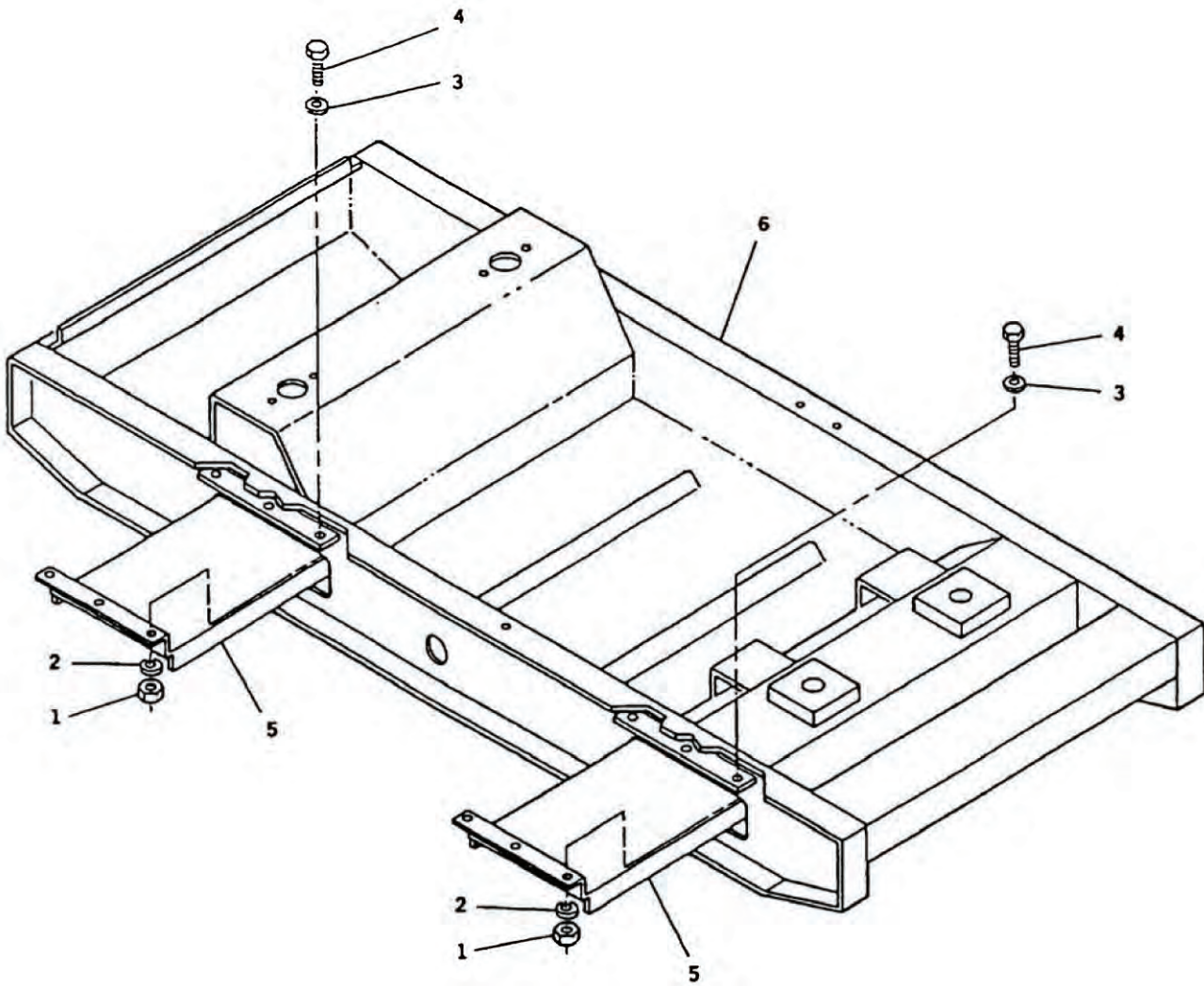


Figure 29. Skid Base.

(1)	(2)		(3)	(4)	(5)	(6)	(7)
ITEM NO	SMR CODE		NSN	CAGEC	PART NUMBER	DESCRIPTION AND USABLE ON CODE (UOC)	QTY
	a. ARMY	b. AIR FORCE					

GROUP 14 SKID BASE

FIG. 29 SKID BASE

1	PAFZZ	PAOZZ	5340-00-066-1235	30554	88-22790-3	. NUT, PLAIN, HEX	12
2	PAFZZ	PAOZZ	5310-00-011-5093	80205	MS35338-65	. WASHER, LOCK	12
3	PAFZZ	PAOZZ	5310-01-257-7590	96906	MS51412-7	. WASHER, FLAT	12
4	PAFZZ	PAOZZ	5305-00-068-0510	80204	B1821BH038C100N	. SCREW, CAP, HEX HEAD	12
5	XDFZZ	XB		30554	88-21731	. GUIDE, FORK LIFT	2
6	XDFZZ	XB		30554	88-22007	. SKID BASE ASSY	1

END OF FIGURE

FIELD AND SUSTAINMENT MAINTENANCE
15 kW 50/60 AND 400 Hz SKID MOUNTED TACTICAL QUIET GENERATOR SETS
GROUP 14 WINTERIZATION KIT

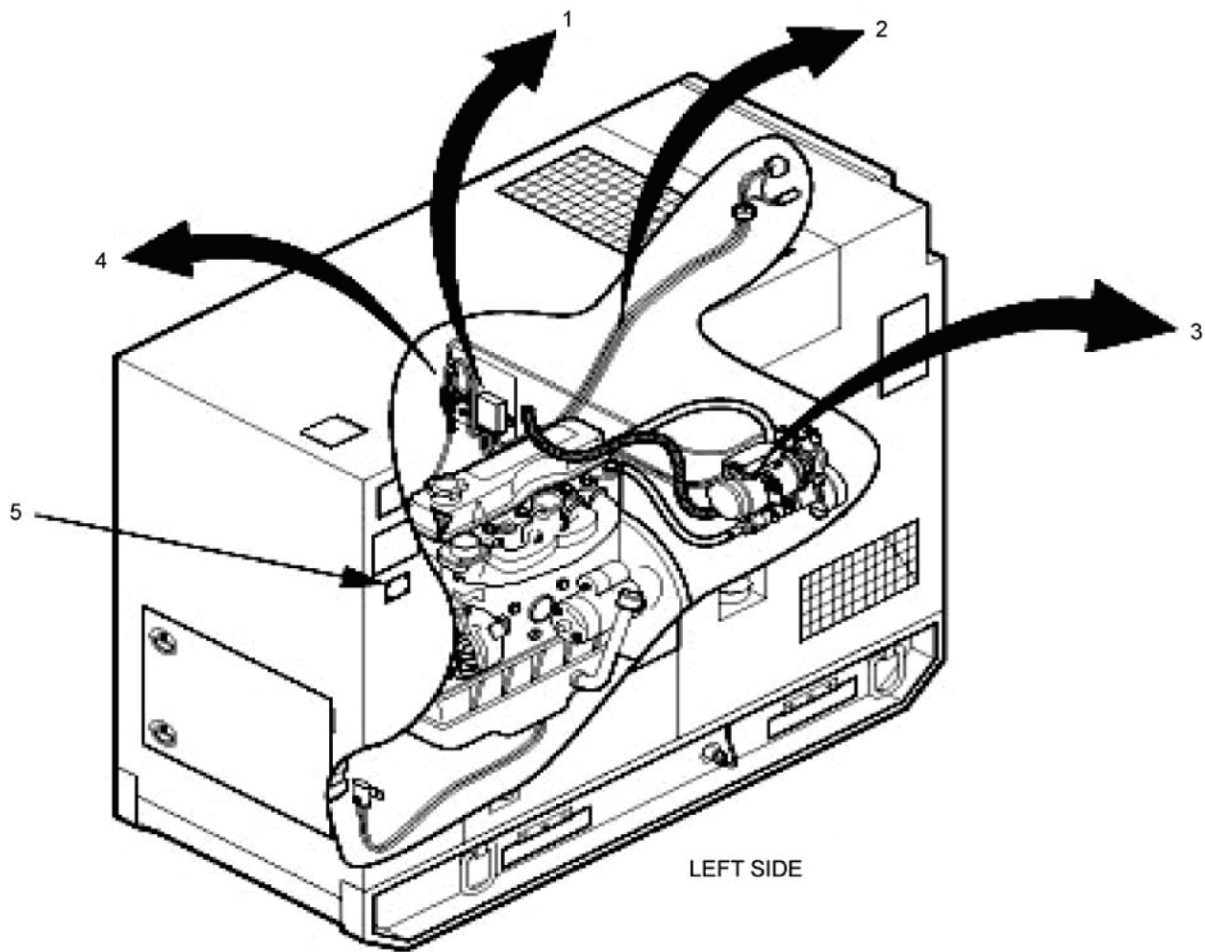


Figure 30. Winterization Kit.

(1)	(2)		(3)	(4)	(5)	(6)	(7)
ITEM NO	SMR CODE		NSN	CAGEC	PART NUMBER	DESCRIPTION AND USABLE ON CODE (UOC)	QTY
	a. ARMY	b. AIR FORCE					

GROUP 14 WINTERIZATION KIT

FIG. 30 WINTERIZATION KIT

1	PAFZZ	PAFZZ	2815-01-482-8924	30554	98-2014	. CONTROL UNIT SEE FIGURE 31 FOR PARTS	1
2	PAFFF	PAFFF	6150-01-496-7717	30554	98-2018-1	UOC: EMK, YNN . WIRING HARNESS, J1 SEE FIGURE 33 FOR PARTS	1
3	PAFFF	PAFFF	2990-01-483-4051	30554	98-2000	UOC: EMK, YNN . HEATER, COOLANT, ENG SEE FIGURE 34 FOR PARTS	1
4	PAFFF	PAFFF	2910-01-483-4069	30554	98-2013	UOC: EMK, YNN . PUMP, FUEL, ELECTRICAL AND ATTACHMENTS SEE FIGURE 33 FOR PARTS	1
5	XBFZZ	XBFZZ		30554	98-2053-3	UOC: EMK, YNN . PLATE IDENTIFICATION	1
6	PAFZZ	PAFZZ	6115-01-477-0566	30554	98-2015	UOC: EMK, YNN KIT, HEATER UOC, EMK, YNN (NOT SHOWN)	--

END OF FIGURE

FIELD AND SUSTAINMENT MAINTENANCE
15 kW 50/60 AND 400 Hz SKID MOUNTED TACTICAL QUIET GENERATOR SETS
GROUP 14 WINTERIZATION KIT: CONTROL UNIT

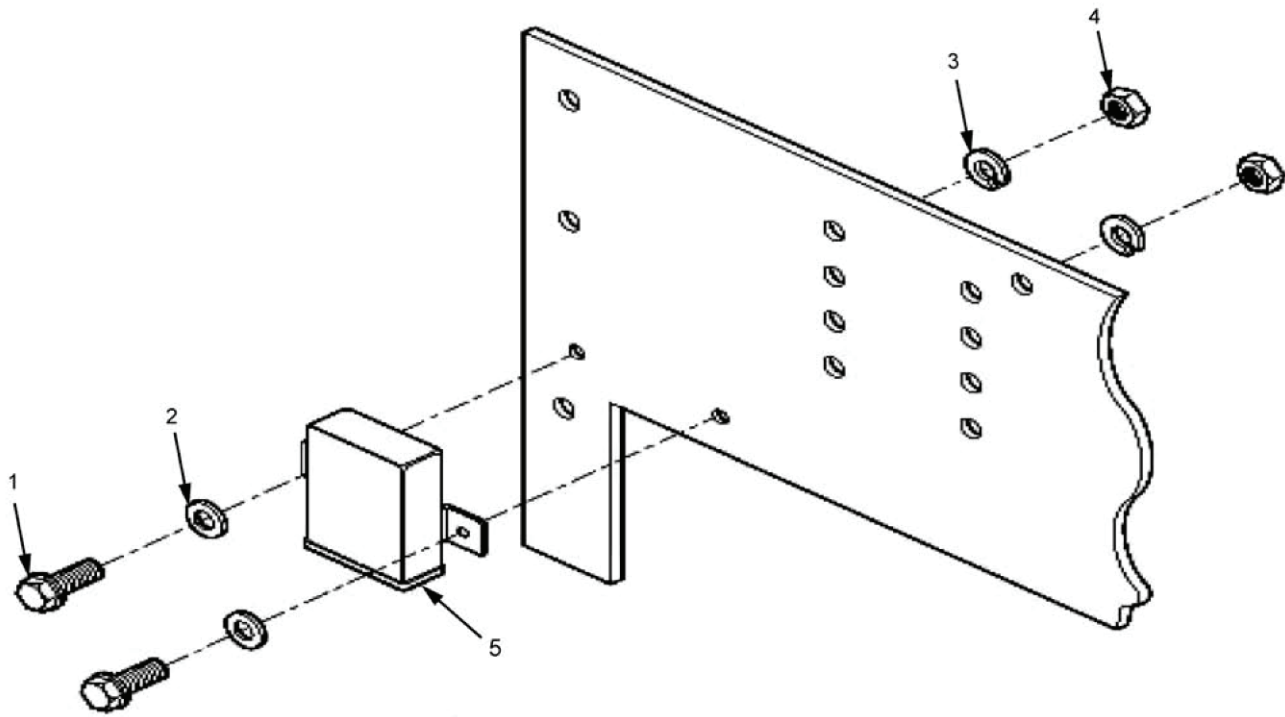


Figure 31. Control Unit.

(1)	(2)		(3)	(4)	(5)	(6)	(7)
ITEM NO	SMR CODE		NSN	CAGEC	PART NUMBER	DESCRIPTION AND USABLE ON CODE (UOC)	QTY
	a. ARMY	b. AIR FORCE					

GROUP 14 WINTERIZATION KIT

FIG. 31 CONTROL UNIT

1	XBFZZ	XBFZZ	5306-01-156-7663	30554	88-20260-21	. . SCREW, HEX WASHERHE UOC: EMK, YNN	2
2	XBFZZ	XBFZZ	5310-01-531-6085	30554	88-20033-10A	. . WASHER, FLAT UOC: EMK, YNN	2
3	XBFZZ	XBFZZ	5310-01-532-0291	30554	88-20556-4	. . WASHER, LOCK UOC: EMK, YNN	2
4	XBFZZ	XBFZZ	5310-00-533-2743	30554	13218E0320-49	. . NUT, PLAIN, HEX UOC: EMK, YNN	2
5	PAFZZ	PAFZZ	2915-01-482-8924	30554	98-2014	. CONTROL UNIT UOC: EMK, YNN	REF

END OF FIGURE

FIELD AND SUSTAINMENT MAINTENANCE

15 kW 50/60 AND 400 Hz SKID MOUNTED TACTICAL QUIET GENERATOR SETS

GROUP 14 WINTERIZATION KIT: OPERATING PLATES AND SWITCH

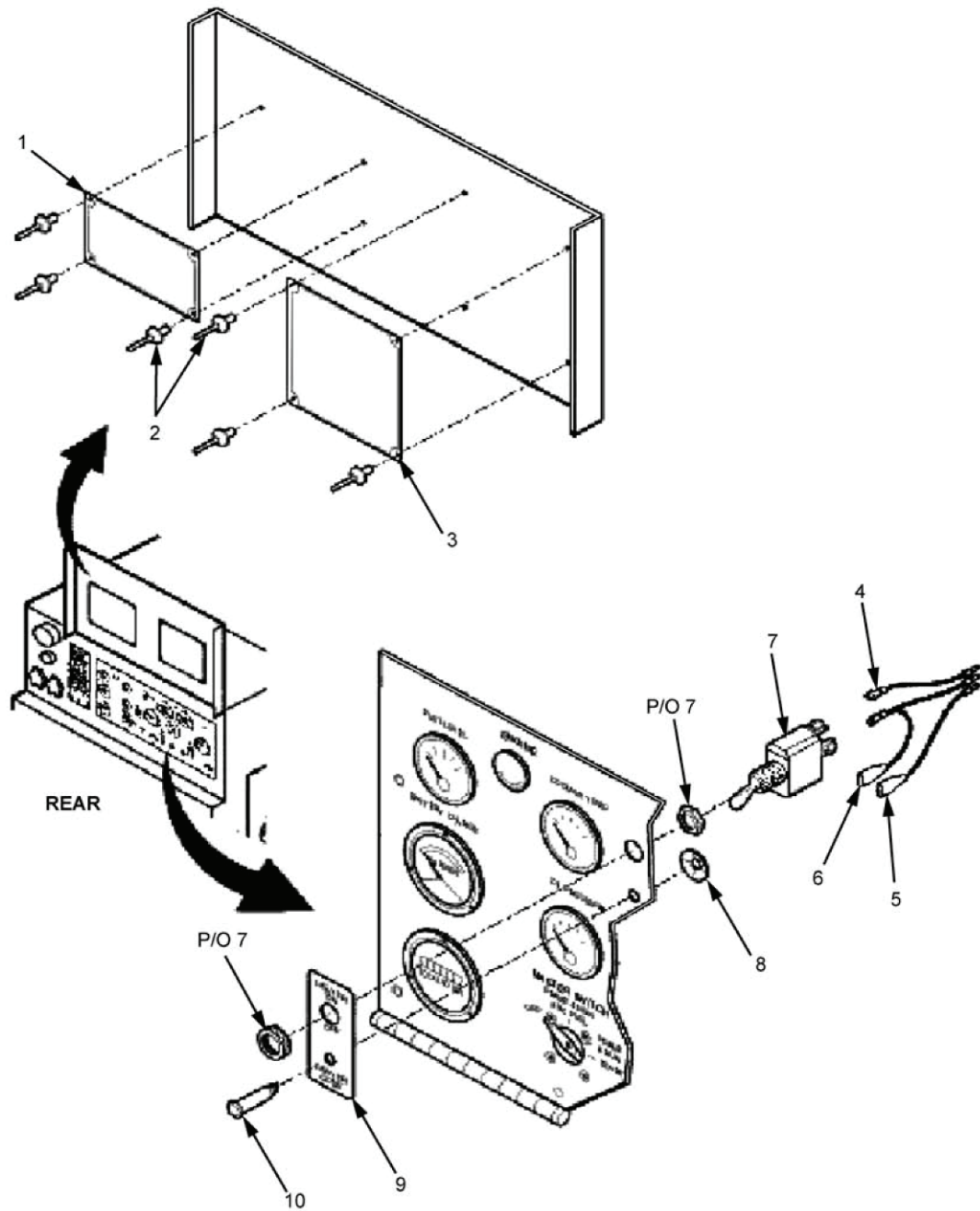


Figure 32. Operating Plates and Switch.

(1)	(2)		(3)	(4)	(5)	(6)	(7)
ITEM NO	SMR CODE		NSN	CAGEC	PART NUMBER	DESCRIPTION AND USABLE ON CODE (UOC)	QTY
	a. ARMY	b. AIR FORCE					

GROUP 14 WINTERIZATION KIT

FIG. 32 OPERATING PLATES AND SWITCH

1	MFFZZ	MOFZZ		30554	98-2041	. PLATE, OPERATING INST UOC: EMK, YNN	1
2	XBFZZ	XBFZZ	5320-00-932-1972	97403	13214E3789-2	. . RIVET, BLIND UOC: EMK, YNN	8
3	MFFZZ	MOFZZ		30554	98-2001	. PLATE, HEATER FUNCTION UOC: EMK, YNN	1
4	MFFFF	MOFFF		30554	98-2049-4	. LEAD, ELECTRICAL SEE FIGURE 39 FOR PARTS UOC: EMK, YNN	1
5	MFFFF	MOFFF		30554	98-2049-3	. LEAD, ELECTRICAL SEE FIGURE 39 FOR PARTS UOC: EMK, YNN	1
6	MFFFF	MOFFF		30554	98-2050	. LEAD, ELECTRICAL, SEE FIGURE 39 FOR PARTS UOC: EMK, YNN	1
7	XBFZZ	XBFZZ	5930-01-366-0048	30554	88-22141	. SWITCH, TOGGLE UOC: EMK, YNN	1
8	XBFZZ	XBFZZ		30554	98-2043	. . PUSH ON NUT UOC: EMK, YNN	1
9	XBFZZ	XBFZZ		30554	98-2021	. LABEL, HEATER SWITCH UOC: EMK, YNN	1
10	XBFZZ	XBFZZ		30554	98-2003	. LIGHT, INDICATOR UOC: EMK, YNN	1

END OF FIGURE

FIELD AND SUSTAINMENT MAINTENANCE

**15 kW 50/60 AND 400 Hz SKID MOUNTED TACTICAL QUIET GENERATOR SETS
GROUP 14 WINTERIZATION KIT: PUMP, FUEL, ELECTRICAL AND ATTACHMENTS**

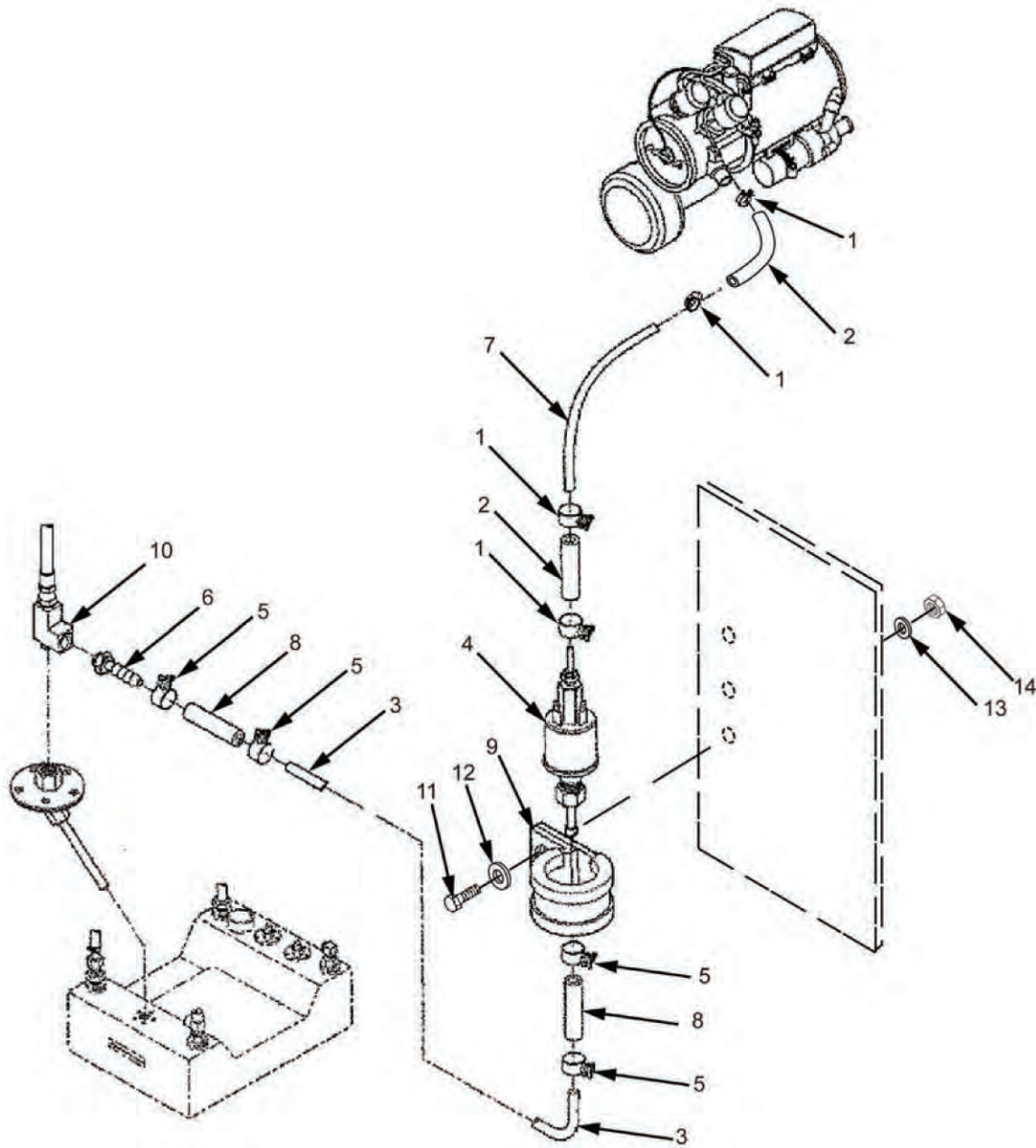


Figure 33. Pump, Fuel, Electrical and Attachments.

(1)	(2)		(3)	(4)	(5)	(6)	(7)
ITEM NO	SMR CODE		NSN	CAGEC	PART NUMBER	DESCRIPTION AND USABLE ON CODE (UOC)	QTY
	a. ARMY	b. AIR FORCE					
GROUP 14 WINTERIZATION KIT							
FIG. 33 PUMP, FUEL, ELECTRICAL AND ATTACHMENTS							
1	XBFZZ	XBFZZ		81343	J1508-10 TYPE D	. CLAMP, HOSE UOC: EMK, YNN	4
2	XBFZZ	XBFZZ		81343	J30R7-TYPE 1-5/32ID	. HOSE, NONMETALLIC IS 2 INCHES LONG UOC: EMK, YNN	2
3	PAFZZ	PAFZZ		1C645	DIN73378-6x2-PA12-HL-sw	. TUBING, 6X2MM, BLACK, TUBING IS 24 IN. L UOC: EMK, YNN	1
4	PAFZZ	PAFZZ	2910-01-483-4069	30554	98-2013	. PUMP FUEL UOC: EMK, YNN	REF
5	XBFZZ	XBFZZ		81343	J1508-13 TYPE D	. CLAMP, HOSE UOC: EMK, YNN	4
6	XBFZZ	XBFZZ		30554	98-2025-3	. ADAPTER, STRAIGHT, PI UOC: EMK, YNN	1
7	PAFZZ	PAFZZ		1C645	DIN73378-4x1.25-PA12-HL-nf	. TUBING, 4X1.25MM, NAT, TUBING IS 32 IN. L UOC: EMK, YNN	1
8	XBFZZ	XBFZZ	4720-01-293-4415	81343	J30R7-TYPE 1-3/16ID	. HOSE NONMETALLIC HOSE IS 2 INCH LONG UOC: EMK, YNN	2
9	XBFZZ	XBFZZ		30554	88-20037WDG21	. CLAMP, LOOP, CUSHION UOC: EMK, YNN	1
10	XBFZZ	XBFZZ	4730-01-470-6199	81343	4-4-4-140424B	. TEE, PIPE UOC: EMK, YNN	1
11	XBFZZ	XBFZZ	5306-01-156-7663	30554	88-20260-21	. . SCREW, HEX WASHERHE UOC: EMK, YNN	1
12	XBFZZ	XBFZZ	5310-01-531-6085	30554	88-20033-10A	. . WASHER, FLAT UOC: EMK, YNN	1
13	XBFZZ	XBFZZ	5310-01-532-0291	30554	88-20556-4	. . WASHER, LOCK UOC: EMK, YNN	1
14	XBFZZ	XBFZZ	5310-00-533-2743	97403	13218E0320-49	. . NUT, PLAIN, HEX UOC: EMK, YNN	1

END OF FIGURE

FIELD AND SUSTAINMENT MAINTENANCE

15 kW 50/60 AND 400 Hz SKID MOUNTED TACTICAL QUIET GENERATOR SETS

GROUP 14 WINTERIZATION KIT: HEATER ASSEMBLY

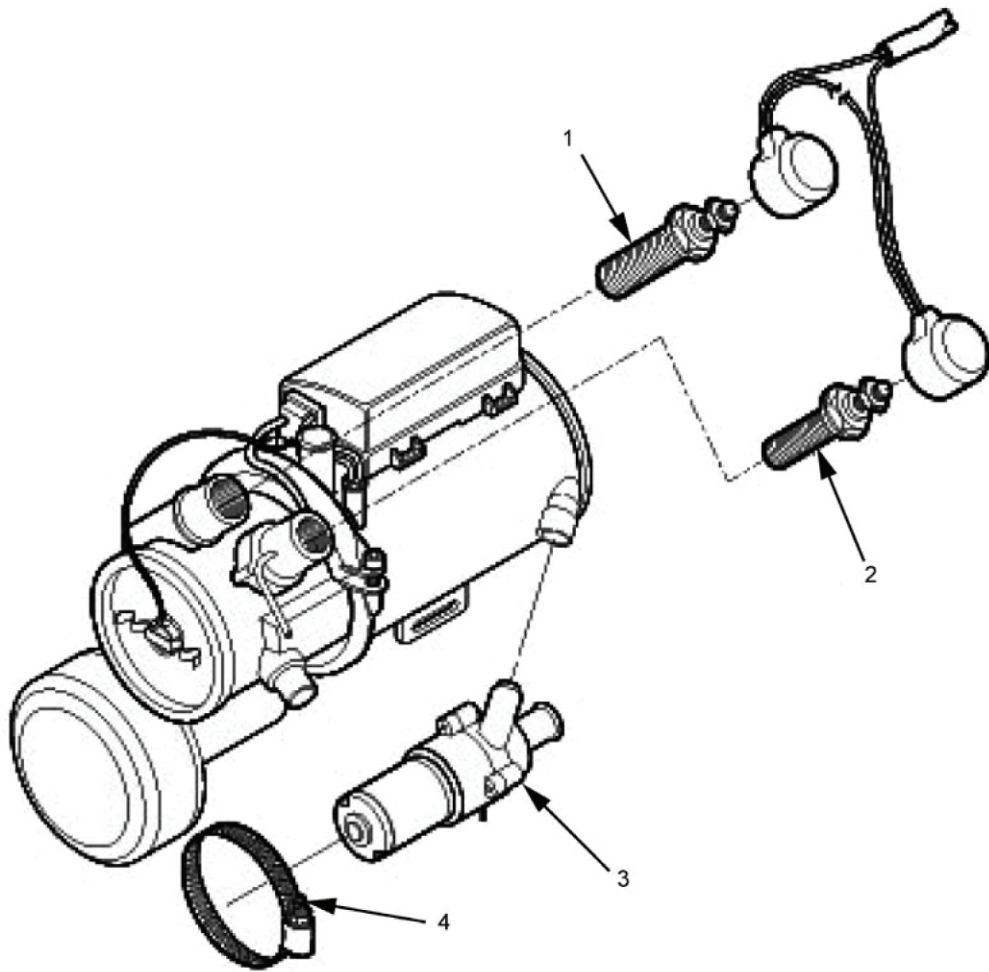


Figure 34. Heater Assembly.

(1)	(2)		(3)	(4)	(5)	(6)	(7)
ITEM NO	SMR CODE		NSN	CAGEC	PART NUMBER	DESCRIPTION AND USABLE ON CODE (UOC)	QTY
	a. ARMY	b. AIR FORCE					

GROUP 14 WINTERIZATION KIT

FIG. 34 HEATER ASSEMBLY

1	PAFZZ	PAFZZ	2920-12-187-7756	D2212	0102124405	. . GLOW PLUG UOC: EMK, YNN	1
2	PAFZZ	PAFZZ	5905-14-485-6282	F1425	251667010001	. . RESISTOR UOC: EMK, YNN	1
3	PAFZZ	PAFZZ	4320-12-326-9400	D8435	251671250100	. . WATER PUMP UOC: EMK, YNN	1
4	XBFZZ	XBFZZ	4730-12-167-2104	D8435	102064032050	. . CLAMP, HOSE UOC: EMK, YNN	1
5	PAFZZ	PAFZZ	2990-01-483-4051	30554	98-2000	. HEATER, COOLANT, ENG (NOT SHOWN) UOC: EMK, YNN	REF

END OF FIGURE

FIELD AND SUSTAINMENT MAINTENANCE

15 kW 50/60 AND 400 Hz SKID MOUNTED TACTICAL QUIET GENERATOR SETS

GROUP 14 WINTERIZATION KIT: HEATER ASSEMBLY ATTACHMENTS

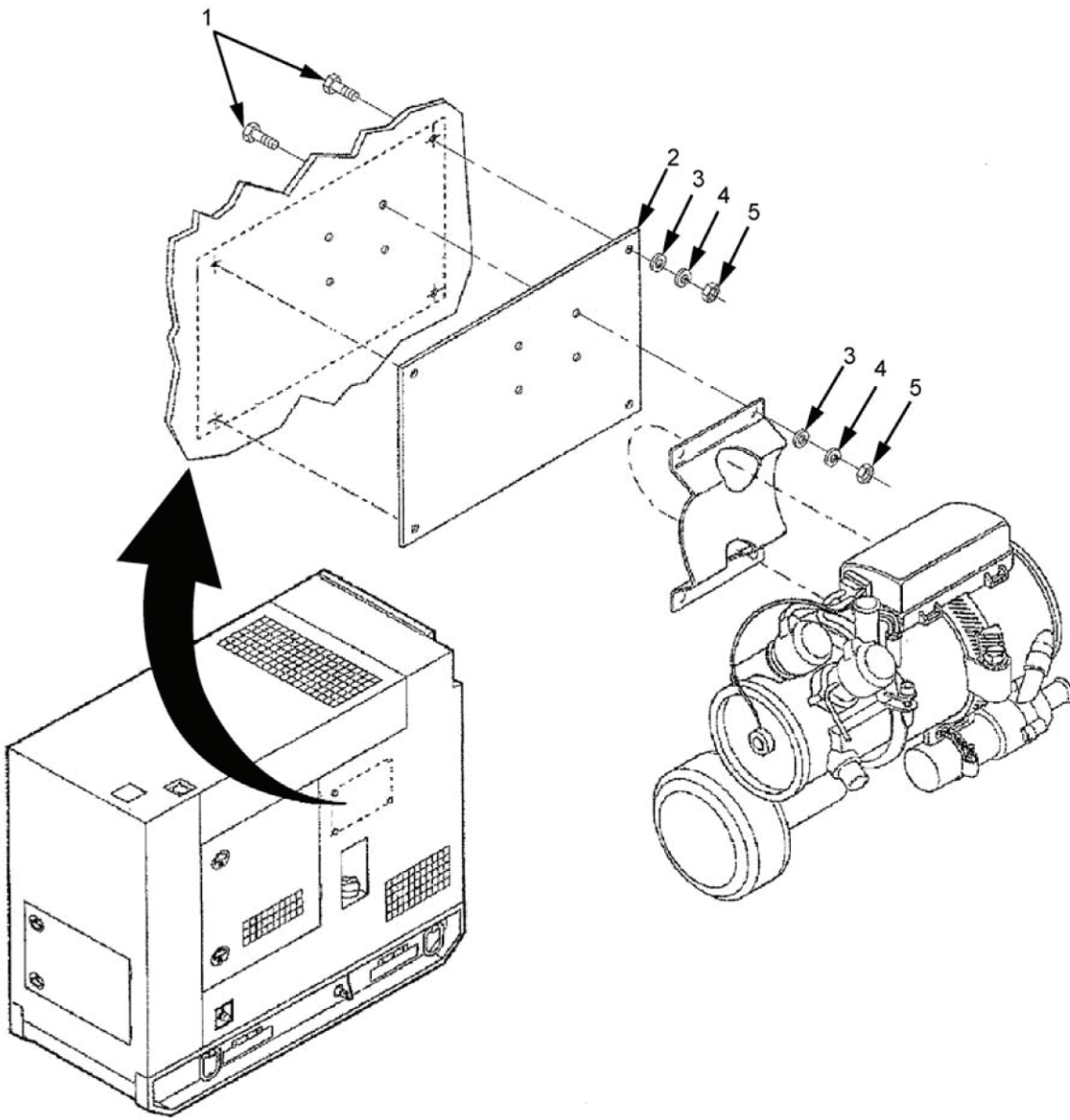


Figure 35. Heater Assembly Attachments.

(1)	(2)		(3)	(4)	(5)	(6)	(7)
ITEM NO	SMR CODE		NSN	CAGEC	PART NUMBER	DESCRIPTION AND USABLE ON CODE (UOC)	QTY
	a. ARMY	b. AIR FORCE					

GROUP 14 WINTERIZATION KIT

FIG. 35 HEATER ASSEMBLY ATTACHMENTS

1	XBFZZ	XBFZZ	5306-01-156-7663	20554	88-20260-21	.. SCREW, HEXWASHERHE UOC: EMK, YNN	8
2	XBFZZ	XBFZZ		30554	98-2002	.. PLATE, MOUNTING, HEAT UOC: EMK, YNN	1
3	XBFZZ	XBFZZ	5310-01-531-6085	30554	88-20033-10A	.. WASHER, FLAT UOC: EMK, YNN	8
4	XBFZZ	XBFZZ	55310-01-532-0291	30554	88-20556-4	.. WASHER, LOCK UOC: EMK, YNN	8
5	XBFZZ	XBFZZ	5310-00-533-2743	97403	13218E0320-49	.. NUT, PLAIN, HEX UOC: EMK, YNN	8

END OF FIGURE

FIELD AND SUSTAINMENT MAINTENANCE

15 kW 50/60 AND 400 Hz SKID MOUNTED TACTICAL QUIET GENERATOR SETS

GROUP 14 WINTERIZATION KIT: COOLANT HOSES AND ATTACHMENTS

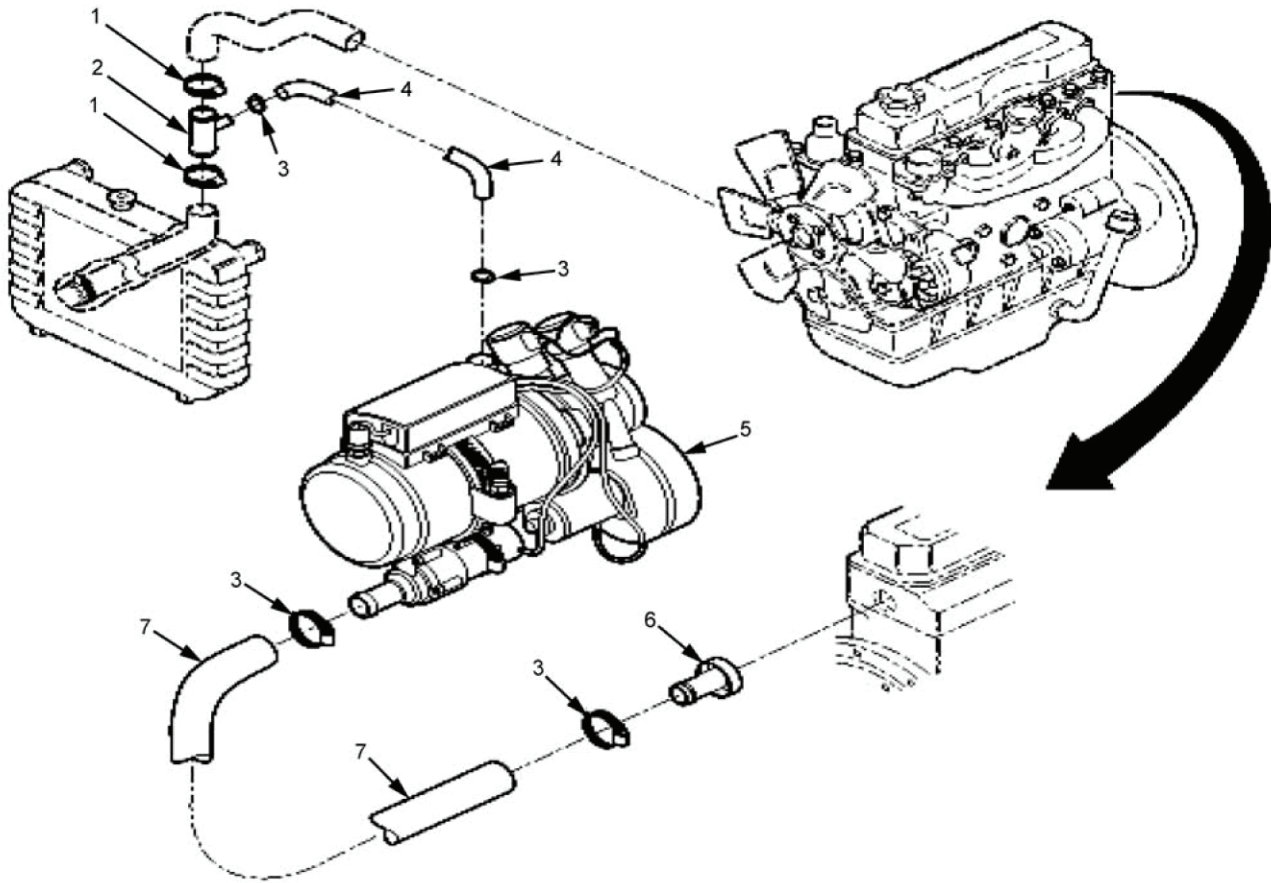


Figure 36. Coolant Hoses and Attachments.

(1)	(2)		(3)	(4)	(5)	(6)	(7)
ITEM NO	SMR CODE		NSN	CAGEC	PART NUMBER	DESCRIPTION AND USABLE ON CODE (UOC)	QTY
	a. ARMY	b. AIR FORCE					

**GROUP 14 WINTERIZATION KIT
FIG. 36 COOLANT HOSES AND ATTACHMENTS**

1	XBFZZ	XBFZZ	4730-00-908-3193	58536	J1670-24	. . CLAMP, TYPE F, SIZE 24 UOC: EMK, YNN	2
2	XBFZZ	XBFZZ		30554	98-2009	. . TEE UOC: EMK, YNN	1
3	XBFZZ	XBFZZ		81343	J1670-10	. . CLAMP, TYPE F, SIZE 10 UOC: EMK, YNN	4
4	PAFZZ	PAFZZ	4720-01-484-6062	30554	98-2059-7	. . HOSE, PREFORMED, 90 D, 60 IN. L UOC: EMK, YNN	1
5	PAFFF	PAFFF	2990-01-483-4051	30554	98-2000	. HEATER, COOLANT, ENG UOC: EMK, YNN	REF
6	XBFZZ	XBFZZ		30554	98-2022	. . PLUG, EXPANSION UOC: EMK, YNN	1
7	PAFZZ	PAFZZ	4720-01-484-6004	30554	98-2059-4	. . HOSE, PREFORMED, 90 D, 24 IN. L UOC: EMK, YNN	1

END OF FIGURE

FIELD AND SUSTAINMENT MAINTENANCE

15 kW 50/60 AND 400 Hz SKID MOUNTED TACTICAL QUIET GENERATOR SETS

GROUP 14 WINTERIZATION KIT: EXHAUST HOSES AND HEATER BRACE

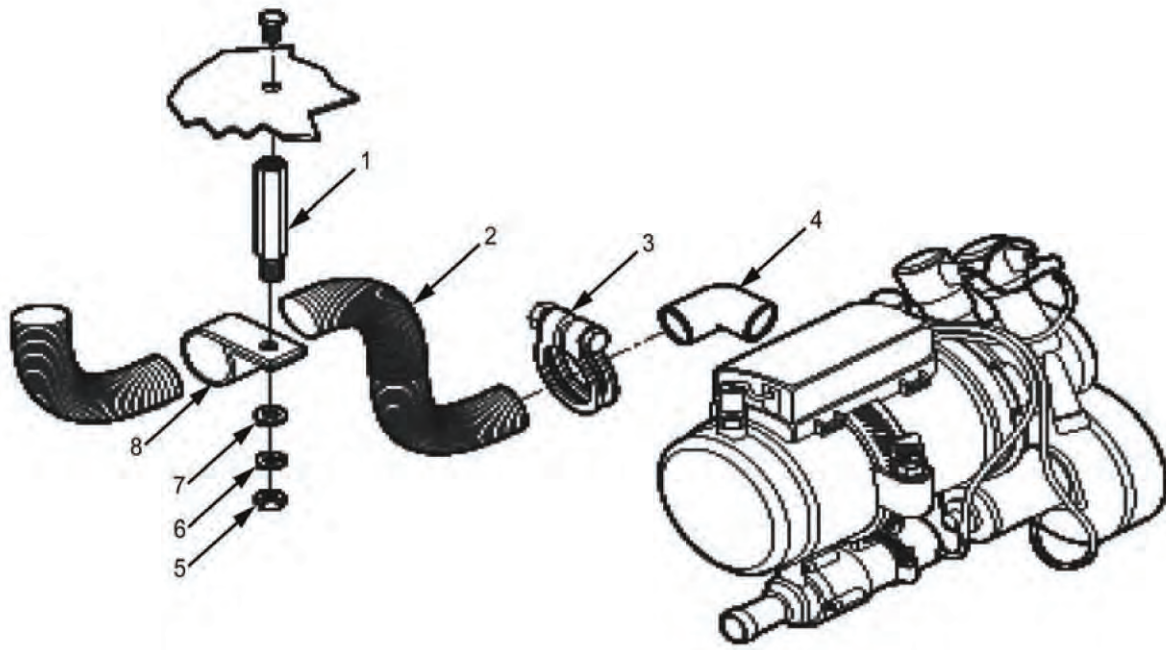


Figure 37. Exhaust Hoses and Heater Brace.

(1)	(2)		(3)	(4)	(5)	(6)	(7)
ITEM NO	SMR CODE		NSN	CAGEC	PART NUMBER	DESCRIPTION AND USABLE ON CODE (UOC)	QTY
	a. ARMY	b. AIR FORCE					

**GROUP 14 WINTERIZATION KIT
FIG. 37 EXHAUST HOSES AND HEATER BRACE**

1	XBFZZ	XBFZZ	5340-01-470-5184	30554	96-23615	.. STANDOFF, MALE-FEMALE UOC: EMK, YNN	1
2	XBFZZ	XBFZZ		30554	98-2019-2	.. HOSE METALLIC, 30 IN. L UOC: EMK, YNN	1
3	XBFZZ	XBFZZ		30554	98-2008-4	.. CLAMP, LOOP UOC: EMK, YNN	1
4	XBFZZ	XBFZZ	4730-00-235-4066	30554	98-2024-5	.. ELBOW, 90 DEGREE UOC: EMK, YNN	1
5	XBFZZ	XBFZZ	5310-00-533-2743	97403	13218E0320-49	.. NUT, PLAIN, HEX UOC: EMK, YNN	1
6	XBFZZ	XBFZZ	5310-01-532-0291	30554	88-20556-4	.. WASHER, LOCK UOC: EMK, YNN	1
7	XBFZZ	XBFZZ	5310-01-531-6085	30554	88-20033-10A	.. WASHER, FLAT UOC: EMK, YNN	1
8	XBFZZ	XBFZZ	5340-00-550-5943	30554	98-2017-3	.. CLAMP, LOOP UOC: EMK, YNN	1

END OF FIGURE

FIELD AND SUSTAINMENT MAINTENANCE

15 kW 50/60 AND 400 Hz SKID MOUNTED TACTICAL QUIET GENERATOR SETS

GROUP 14 WINTERIZATION KIT: WIRING HARNESS

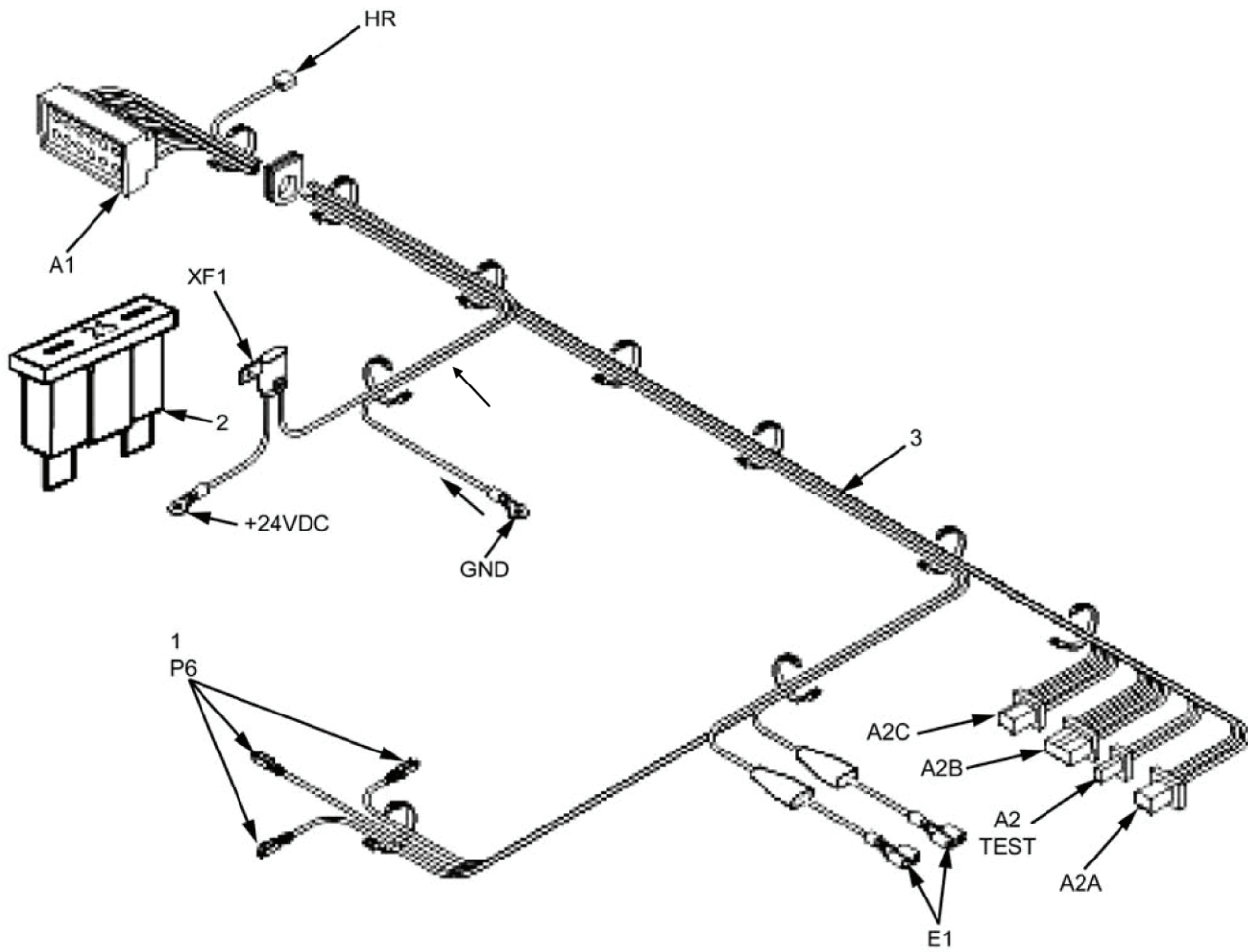


Figure 38. Wiring Harness.

(1)	(2)		(3)	(4)	(5)	(6)	(7)
ITEM NO	SMR CODE		NSN	CAGEC	PART NUMBER	DESCRIPTION AND USABLE ON CODE (UOC)	QTY
	a. ARMY	b. AIR FORCE					

GROUP 14 WINTERIZATION KIT

FIG. 38 WIRING HARNESS

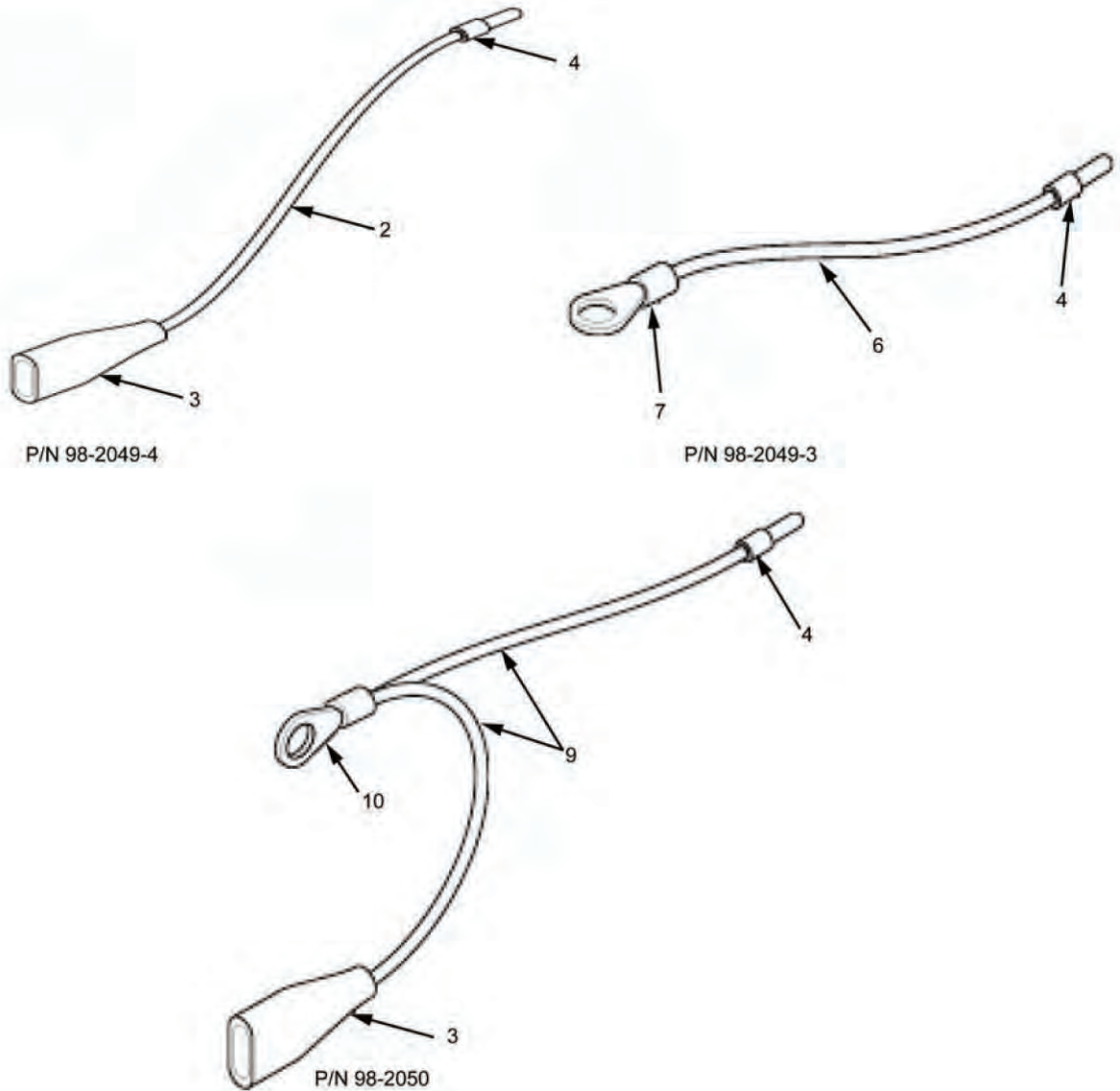
1	XBFZZ	XBFZZ	5999-01-170-0558	30554	88-21942	. . CONNECTOR, P6 UOC: EMK, YNN	3
2	PAFZZ	PAFZZ	5920-01-414-6436	58536	AA55569/02-009	. . FUSE, INCLOSED, LINK UOC: EMK, YNN	1
3	PAFFF	PAFFF	6150-01-496-7717	30554	98-2018-1	. WIRING HARNESS UOC: EMK, YNN	REF

END OF FIGURE

FIELD AND SUSTAINMENT MAINTENANCE

15 kW 50/60 AND 400 Hz SKID MOUNTED TACTICAL QUIET GENERATOR SETS

GROUP 14 WINTERIZATION KIT: ELECTRICAL LEADS



PART NUMBER	TERMINATION		TERMINATION		WIRE FIND#	DIMENSION
	FROM	FIND #	TO	FIND#		
98-2049-4	J6-17	4	DS1-	3	2	44"
98-2049-3	J6-16	4	S1-2	7	6	44"
98-2050	J6-24	4	S1-3	10	9	44"
	DS1+	3	S1-3	10	9	5"

Figure 39. Electrical Leads (Sheet 1 of 2).

<u>WIRE NO.</u>	<u>TERMINATION</u>		<u>TERMINATION</u>		<u>WIRE AWG.</u>
	<u>FROM</u>	<u>ITEM NAME</u>	<u>TO</u>	<u>ITEM NAME</u>	
1	A1-1	Heater Assembly	A2C-2	Control Unit	18
2	A1-2	Heater Assembly	GND	—	18
3	A1-3	Heater Assembly	GND	—	18
4	A1-4	Heater Assembly	A2C-5	Control Unit	18
5	A1-6	Heater Assembly	A2C-5	Control Unit	18
6	A1-5	Heater Assembly	A2C-1	Control Unit	18
7	A1-7	Heater Assembly	A2A-1	Control Unit	18
8	A1-8	Heater Assembly	A2A-1	Control Unit	18
9	A1-9	Heater Assembly	A2A-3	Control Unit	18
10	A1-10	Heater Assembly	A2A-5	Control Unit	18
11	A1-11	Heater Assembly	A2B-1	Control Unit	18
12	A1-12	Heater Assembly	A2B-2	Control Unit	18
13	E1-1	Fuel Pump	A2B-2	Control Unit	18
14	E1-2	Fuel Pump	A2A-4	Control Unit	18
15	HR-1	Glow Plug	GND	—	10
16	HR-2	Glow Plug	A2C-3	Control Unit	10
17	A2TEST-T	Control Unit	P6-17	Heater Switch	18
18	A2TEST-S	Control Unit	P6-24	Heater Switch	18
19	A2C-6	Control Unit	P6-16	Heater Switch	18
20	A2C-6	Control Unit	A2C-4	Control Unit	18
21	XF1-2	Fuse	A2C-4	Control Unit	10
22	XF1-1	Fuse	+24 VDC	—	10
23	E1-2	Fuel Pump	GND	—	18

Figure 39. Electrical Leads (Sheet 2 of 2).

(1)	(2)		(3)	(4)	(5)	(6)	(7)
ITEM NO	SMR CODE		NSN	CAGEC	PART NUMBER	DESCRIPTION AND USABLE ON CODE (UOC)	QTY
	a. ARMY	b. AIR FORCE					

**GROUP 14 WINTERIZATION KIT
FIG. 39 ELECTRICAL LEADS**

1	MFFFF	MOFFF		30554	98-2049-4	. LEAD, ELECTRICAL (NOT SHOWN) UOC: EMK, YNN	1
2	XBFZZ	XBFZZ	6145-00-851-8505	30554	88-20540-2	.. WIRE, ELECTRICAL MAKE FROM P/N M5086/2-20-9 (30554), 44 INCHES REQUIRED UOC: EMK, YNN	AR
3	XBFZZ	XBFZZ	5940-00-411-5913	30554	95-8105-2	.. TERMINAL, QUICK DISC UOC: EMK, YNN	2
4	XBFZZ	XBFZZ	5999-01-366-5119	30554	88-21941	.. PIN UOC: EMK, YNN	3
5	MFFFF	MOFFF		30554	98-2049-3	. LEAD, ELECTRICAL (NOT SHOWN) UOC: EMK, YNN	1
6	XBFZZ	XBFZZ	6145-00-851-8505	30554	88-20540-2	.. WIRE, ELECTRICAL MAKE FROM M5086/2-20-9 (30554), 44 INCHES REQUIRED UOC: EMK, YNN	AR
7	XBFZZ	XBFZZ	5940-00-813-0698	97403	13226E0107-3	.. TERMINAL, LUG UOC: EMK, YNN	1
8	MFFFF	MOFFF		30554	98-2050	. LEAD, ELECTRICAL (NOT SHOWN) UOC: EMK, YNN	1
9	XBFZZ	XBFZZ	6145-00-851-8505	30554	88-20540-2	.. WIRE, ELECTRICAL MAKE FROM M5086/2-20-9 (30554), 5 INCHES REQUIRED UOC: EMK, YNN	AR
10	XBFZZ	XBFZZ	5940-00-283-5280	97403	13226E0107-11	.. TERMINAL, LUG 1 UOC: EMK, YNN	1

END OF FIGURE

FIELD AND SUSTAINMENT MAINTENANCE

15 kW 50/60 AND 400 Hz SKID MOUNTED TACTICAL QUIET GENERATOR SETS

GROUP 15 BULK ITEMS:

(1)	(2)		(3)	(4)	(5)	(6)	(7)
ITEM NO	SMR CODE		NSN	CAGEC	PART NUMBER	DESCRIPTION AND USABLE ON CODE (UOC)	QTY
	ARMY	AIR FORCE					

GROUP 15 BULK ITEMS

1	PAFZZ	PAOZZ	6145-00-567-7412	16428	8407	. CABLE, POWER, ELECTRIC	1
2	PAFZZ	PAOZZ	6145-01-213-5495	81349	M27500-16TE2T14	. CABLE, POWER, ELECTRIC	1
3	PAFZZ	PAOZZ	6145-01-104-5076	81349	M27500-16TE1T14	. CABLE, POWER, ELECTRIC	1
4	PAFZZ	PAOZZ	6145-01-129-9955	81349	M27500-20TE2T14	. CABLE, SPECIAL PURPOSE	1
5	PAFZZ	PAOZZ	6145-01-128-2979	81349	M27500-20TE3T14	. CABLE, SPECIAL PURPOSE	1
6	PAFZZ	PAOZZ	4010-01-365-6107	80244	RR-C-271TY2CL6	. CHAIN, WELDLESS	1
7					NOT USED		
8	PAFZZ	PAOZZ	4010-00-958-0633	81348	RR-C-271TY2 CL7-16	. CHAIN, WELDLESS	1
9	PAFZZ	PAOZZ	5325-00-074-3301	30554	88-20543-2	. GROMMET, NONMETALLIC	1
10	PAFZZ	PAOZZ	5340-01-379-0688	03007	Z60960	. HINGE, ACCESS DOOR 72 INCHES LONG	1
11	PAFZZ	PAOZZ	5340-01-367-6703	03007	AA07060408	. HINGE, BUTT	1
12	PAFZZ	PAOZZ	5340-01-367-6704	03007	AA06060406	. HINGE, BUTT	1
13	PAFZZ	PAOZZ	4720-01-393-5581	96906	MS521302A101360	. HOSE, NONMETALLIC	1
14	PAFZZ	PAOZZ		81349	100R1A-16	. HOSE, NONMETALLIC	1
15	PAFZZ	PAOZZ		00624	303-5	. HOSE, NONMETALLIC	1
16	PAFZZ	PAOZZ	4720-01-470-3929	30554	88-20579-3	. HOSE, NONMETALLIC	1
17	PAFZZ	PAOZZ		81349	100R1AT-16	. HOSE, NONMETALLIC	1
18	PAFZZ	PAOZZ	5970-00-822-2775	81349	M23053/5-110-9	. INSULATION SLEEVING	1
19	PAFZZ	PAOZZ	5970-00-978-7677	81349	M23053/5-110-2	. INSULATION SLEEVING	1
20	PAFZZ	PAOZZ	5970-00-954-1622	81349	M23053/5-105-0	. INSULATION SLEEVING	1
21	PAFZZ	PAOZZ	5970-00-812-2969	81349	M23053/5-104-0	. INSULATION SLEEVING	1
22	PAFZZ	PAOZZ	5970-00-082-3948	81349	M23053/5-108-9	. INSULATION SLEEVING	1
23	PAFZZ	PAOZZ	5970-00-082-3942	81349	M23053/5-105-9	. INSULATION SLEEVING	1
24	PAFZZ	PAOZZ	5970-01-367-0730	81349	M3190/03-17-0	. INSULATION, SLEEVING	1
25	PAFZZ	PAOZZ	9390-01-408-1672	57137	62-B7-1/16	. NONMETALLIC CHANNEL	1
26	PAFZZ	PAOZZ	4020-00-523-9641	72205	1-4INDIA	. ROPE, FIBROUS	1
27	PAFZZ	PAOZZ	9320-01-394-8045	81349	MIL-R-6130 TYII/GRA	. RUBBER STRIP	1
28	MFFZZ	MOO	5330-01-369-8947	1X968	ZX-4134	. SEAL, NONMETALLIC	1
29	PAFZZ	PAOZZ	5330-01-367-6329	30554	88-22705	. SEAL, NONMETALLIC SP	1
30	PAFZZ	PAOZZ	5330-01-531-6822	30554	88-22708	. SEAL, NONMETALLIC SP	1
31					NOT USED		
32	PAFZZ	PAOZZ	5330-01-384-3057	30554	88-22712	. SEAL, PLAIN	1
33	PAFZZ	PAOZZ	5330-01-384-1755	99739	6130TZS-S1SXPSA1S.75X1.00	. SEAL, PLAIN	1
34	PAFZZ	PAOZZ	5640-01-386-9618	28818	FF40JM02	. SOUND CONTROLLING B 24 X 54 INCHES	1
35	PAFZZ	PAOZZ	6145-01-422-8602	30554	88-20444-2	. WIRE, ELECTRICAL 14 GA	1
36	PAFZZ	PAOZZ	6145-01-422-4370	81343	SAE-J1127	. WIRE, ELECTRICAL	1
37	PAFZZ	PAOZZ	6145-00-851-8505	81349	M5086/2-20-9	. WIRE, ELECTRICAL	1
38	PAFZZ	PAOZZ	6145-00-578-6605	81349	M5086/2-16-9	. WIRE, ELECTRICAL	1
39	PAFZZ	PAOZZ	6145-00-284-0657	81349	M5086/2-8-9	. WIRE, ELECTRICAL	1
40	PAFZZ	PAOZZ	6145-00-578-7513	81349	M5086/2-10-9	. WIRE, ELECTRICAL	1
41	PAFZZ	PAOZZ	6145-00-578-6596	81349	M5086/2-2-9	. WIRE, ELECTRICAL	1

(1)	(2)		(3)	(4)	(5)	(6)	(7)
	SMR CODE						
	a.	b.					
ITEM NO	ARMY	AIR FORCE	NSN	CAGEC	PART NUMBER	DESCRIPTION AND USABLE ON CODE (UOC)	QTY
42	PAFZZ	PAOZZ	4720-01-470-6230	30554	88-20579-4	. HOSE, NONMETALLIC	1
43	PAFZZ	PAOZZ	4720-00-670-6037	30554	88-20579-6	. HOSE, NONMETALLIC	1
44	PAFZZ	PAOZZ	4720-00-235-4131	30554	88-20579-7	. HOSE, NONMETALLIC	1
45	PAFZZ	PAOZZ	5970-01-572-3826	18565	14-1214-0605-06CV	. SHIELDING, CABLE	1
46	PAFZZ	PAOZZ	5975-01-572-0726	18565	14-1214-1602-00CV	. SHIELDING, CABLE	1
47	PAFZZ	PAOZZ	5970-01-572-3824	18565	14-1214-0403-00CV	. SHIELDING, CABLE	1

END OF FIGURE

FIELD AND SUSTAINMENT MAINTENANCE

15 kW 50/60 AND 400 Hz SKID MOUNTED TACTICAL QUIET GENERATOR SETS

SPECIAL TOOLS LIST

NOT APPLICABLE

END OF WORK PACKAGE

FIELD AND SUSTAINMENT MAINTENANCE

15 kW 50/60 AND 400 Hz SKID MOUNTED TACTICAL QUIET GENERATOR SETS

NATIONAL STOCK NUMBER INDEX

STOCK NUMBER	FIG.	ITEM	STOCK NUMBER	FIG.	ITEM
6625-00-003-0975	6	37	5305-00-068-0500	25	2
6625-00-004-8066	6	36		26	6
5310-00-011-5093	1	25		26	31
	13	30	5305-00-068-0501	26	26
	24	2	5305-00-068-0502	25	9
	29	2		26	14
5310-00-011-6120	15	51	5305-00-068-0508	13	17
	25	15		15	96
5310-00-011-6121	26	19	5305-00-068-0509	13	33
	27	18		20	32
5306-00-017-6143	26	63	5305-00-068-0510	24	15
4720-00-021-3320	15	85		27	21
4730-00-024-3971	15	75		28	26
5305-00-036-6902	19	39		29	4
5305-00-036-6972	2	2	5305-00-068-0511	24	4
	7	18	5925-00-068-3931	7	9
	23	16	5305-00-071-1319	6	9
5305-00-038-3103	4	30	5305-00-071-2066	27	17
	7	44	5305-00-071-2075	27	16
5305-00-038-3145	7	33		28	4
4730-00-041-2526	15	37	5305-00-071-2236	3	41
5310-00-044-6477	15	53	5975-00-074-2072	7	82
5306-00-050-0347	25	50		8	13
5340-00-050-2740	9	18		13	48
5310-00-052-3632	4	31		15	24
	7	27		15	59
	9	1		16	9
	19	38		18	26
5340-00-053-8994	21	23		21	12
				21	43
5340-00-057-3026	21	35		21	78
5305-00-059-4568	3	25	5325-00-074-3301	BULK	9
5310-00-063-7360	2	1	5330-00-079-7840	7	80
	6	8	6625-00-081-5840	6	36
	7	17	5310-00-081-8087	7	24
	9	22	5970-00-082-3942	BULK	23
	23	26	5970-00-082-3948	BULK	22
4730-00-063-7919	15	31			

STOCK NUMBER	FIG.	ITEM	STOCK NUMBER	FIG.	ITEM
5310-00-087-7493	25	45	5940-00-143-4780	18	21
	26	57		18	57
4730-00-089-2515	11	1	5940-00-143-4794	18	10
5925-00-089-3031	7	8	5305-00-150-3408	7	23
6645-00-089-8842	6	33	5961-00-154-7046	26	35
5975-00-111-3208	7	21	3110-00-155-6298	26	25
	8	12	6240-00-155-7878	6	1
	18	25	5325-00-174-9038	13	6
5940-00-113-0954	25	8	4730-00-177-6166	15	36
	26	13	4730-00-187-0840	16	11
5940-00-113-3140	19	66		15	17
5940-00-113-8183	18	20	5310-00-189-8467	20	39
5940-00-113-8184	8	3	5305-00-191-6226	19	31
	18	9	4730-00-200-0531	15	42
5940-00-113-8185	18	49	5310-00-205-9951	20	30
5940-00-113-8191	19	4	5310-00-208-9255	21	55
	19	8	5305-00-211-9344	2	58
	19	12	5305-00-218-4864	7	56
	19	15		7	88
5940-00-113-9820	25	7	5305-00-224-1092	7	63
	26	12		7	76
5940-00-113-9828	8	9		19	61
5940-00-113-9831	19	16	5305-00-225-3843	13	55
	19	20		15	81
	19	24	5306-00-225-8499	25	14
	19	28	5305-00-225-8507	25	42
5940-00-114-1300	25	37		26	54
5940-00-114-1305	18	6B	5306-00-226-4827	15	52
5940-00-114-1306	18	14		23	10
5940-00-114-1314	18	6A	5315-00-227-6415	25	39
5940-00-115-0763	18	13		26	51
5940-00-115-2677	9	6	5940-00-230-0515	8	87
	20	2		8	102
2590-00-141-9758	15	1		8	133
5940-00-143.4793	18	6		26	32
5940-00-143-4771	6	12	5935-00-233-3990	7	83
	18	12	4730-00-235-4066	37	4
	18	58	4720-00-235-4131	BULK	44
5940-00-143-4773	18	5	4030-00-236-0843	13	10
5940-00-143-4774	18	17	5920-00-243-3787	7	93
5940-00-143-4777	26	49			

STOCK NUMBER	FIG.	ITEM	STOCK NUMBER	FIG.	ITEM
5305-00-253-5615	25	53	5325-00-351-4543	19	47
	26	66			
5975-00-257-8055	4	19	5940-00-411-5913	39	3
5305-00-269-2801	25	44	5975-00-417-0543	7	19
	26	56	5945-00-458-3351	7	37
5305-00-269-3233	1	24	5310-00-465-2719	20	9
5305-00-269-3239	25	46	5940-00-478-0037	7	95
	26	58	5961-00-478-7687	25	31
5310-00-274-8710	2	6	5935-00-482-7721	21	45
	3	2		21	80
	4	14	5935-00-483-0259	15	61
	5	4		15	70
	7	90	5306-00-484-5730	15	20
	15	56			
5310-00-274-8715	2	19	5940-00-504-4703	18	18
	3	29	4020-00-523-9641	BULK	26
	4	8	5310-00-533-2743	31	4
	10	5		33	14
	12	8		35	5
	13	26		37	5
	15	19			
	20	33	5905-00-539-2479	7	1
	21	25	5905-00-539-2573	6	20
	25	10	5920-00-539-6920	7	9
	26	3	5305-00-543-4372	20	28
	26	27	5940-00-549-6581	1	2
	27	6	5940-00-549-6583	1	1
5305-00-282-3249	26	61	5310-00-550-1130	26	30
5940-00-283-5280	18	68	5340-00-550-5943	37	8
	39	10	5905-00-556-5306	6	27
5940-00-283-5281	8	4A	5940-00-557-1629	8	8
	18	48		8	109
	18	13A	5310-00-559-0070	26	38
6145-00-284-0657	18	22	5355-00-559-8943	6	10
	BULK	39	5935-00-565-9503	7	86
4730-00-287-3281	21	36	6145-00-567-7412	BULK	1
5325-00-290-1960	19	48	5310-00-576-5752	25	24
5305-00-292-4562	25	17	6145-00-578-6596	BULK	41
5961-00-295-5757	6	14	6145-00-578-6605	8	18
	7	69		18	37
	8	36		BULK	38
5340-00-297-0312	3	34			
	4	11			
	20	36			
5935-00-315-9563	15	69			
	18	41			

STOCK NUMBER	FIG.	ITEM	STOCK NUMBER	FIG.	ITEM
6145-00-578-7513	18	24	4730-00-812-7999	15	79
	BULK	40	5940-00-813-0698	18	16
6145-00-578-7514	8	33		39	7
	18	23	5970-00-822-2775	BULK	18
5940-00-581-4325	1	28	5310-00-822-8525	2	37
6210-00-583-9349	6	7		9	8
5940-00-606-4970	19	57	5935-00-823-5322	8	30
4730-00-613-6468	15	48	6210-00-831-8247	6	4
5940-00-615-6073	8	157	5310-00-836-3520	7	62
5930-00-615-6731	6	23		7	75
4730-00-620-6904	15	46		8	20
5365-00-663-2125	7	85		18	28
4720-00-670-6037	BULK	43	5315-00-847-3531	19	60
5940-00-682-2445	18	15		26	48
5330-00-684-7851	15	2	6145-00-851-8505	8	15
5310-00-696-5173	14	4		18	35
5340-00-724-7038	9	17		39	2
	19	42		39	6
5305-00-724-7265	24	8		39	9
5305-00-725-2317	27	3	5935-00-852-9611	BULK	37
4730-00-725-3664	16	13		8	32
5975-00-727-5153	15	67		18	91
5310-00-761-6882	21	24	5945-00-855-7478	21	3
	26	2	6625-00-869-3141	6	34
	26	29	6625-00-869-3144	6	29
5310-00-763-8920	26	64	5975-00-878-3791	3	40
5310-00-764-6609	24	10	5920-00-892-9311	7	10
4730-00-765-9103	15	49	4730-00-900-8663	22	8
5310-00-768-0318	25	51	5310-00-903-8595	3	7
4030-00-780-9350	9	5		4	12
4730-00-802-2560	15	5		9	13
5365-00-803-7304	25	22	4730-00-908-3194	22	2
5365-00-804-7654	26	47	4730-00-908-3195	13	4
5310-00-809-4058	14	5		15	11
5310-00-811-3494	13	35	5310-00-913-8881	1	18
4730-00-812-1333	15	22	5330-00-914-7651	7	79
5970-00-812-2969	8	37	5310-00-929-1807	19	68
	BULK	21	5320-00-932-1972	21	30
				32	2
			5310-00-934-9757	26	37
			6210-00-935-6919	6	2

STOCK NUMBER	FIG.	ITEM	STOCK NUMBER	FIG.	ITEM
5975-00-944-1499	8	14	5320-01-019-5694	2	64
	18	27		3	45
5970-00-954-1622	BULK	20		4	27
				9	29
5940-00-954-3558	7	71	5935-01-020-4094	18	92
5305-00-954-5629	9	2	5935-01-023-5445	18	34
5305-00-954-5638	9	33	5999-01-039-8438	15	73
4010-00-958-0633	BULK	8		18	40
5940-00-958-1214	20	40		18	87
5970-00-978-7677	BULK	19	5935-01-044-8382	1	39
5305-00-983-7449	24	1	4730-01-051-9840	16	6
5310-00-984-3806	25	41	5305-01-056-1501	4	17
	26	53		12	9
				13	27
5305-00-984-6189	25	28	27	7	
5305-00-984-6196	26	36	5905-01-063-9644	20	45
5305-00-988-1727	26	42	5961-01-067-9493	26	34
5305-00-988-1728	26	4	5340-01-071-8006	12	14
5310-00-988-2652	21	60	5340-01-074-8126	12	12
5305-00-993-1849	25	29	5980-01-076-8659	6	5
4730-00-995-1559	15	41	5342-01-078-9038	7	38
5940-01-003-8579	19	56		7	40
	20	41	5305-01-080-5721	26	21
5935-01-012-1273	18	42	5940-01-082-3321	18	59
	18	42A		18	77
5310-01-012-3595	1	37		20	11
	2	8		20	15
	3	10		20	19
	4	1		20	23
	5	1	5340-01-086-2049	15	86
	7	92	5999-01-092-2655	8	206
	9	11		15	60
	13	7		15	72
	15	7		21	44
	17	1		21	79
	19	30	5310-01-099-9532	11	5
	20	5		13	61
	21	1		14	10
5961-01-013-0682	25	32	21	71	
5935-01-014-4920	18	30	23	13	
5935-01-014-7861	8	25	27	10	
			28	8	
			5935-01-101-7828	18	33
			5935-01-102-0366	8	27

STOCK NUMBER	FIG.	ITEM	STOCK NUMBER	FIG.	ITEM
5935-01-102-7124	8	31	4730-01-134-9827	15	6
2940-01-103-3267	12	18	5940-01-135-7081	8	41
2940-01-103-3268	12	17		8	48
5310-01-103-6042	2	20		8	55
	3	32		8	197
	10	7	5940-01-136-0953	8	187
	12	10	5940-01-139-0853	18	78
	13	28	5306-01-156-7663	1	38
	15	21		2	9
	19	50		3	6
	19	69		4	2
	20	34		5	2
	21	27		7	28
	27	8		7	89
6145-01-104-5076	BULK	3		9	12
5935-01-104-6137	8	26		13	8
5930-01-107-6474	21	8		15	8
	23	19		17	2
5340-01-107-7559	6	28		19	44
5940-01-110-6423	7	26		20	6
	8	6		21	2
	8	62		31	1
	8	69		33	11
	8	77	5340-01-157-9475	35	1
	8	84		4	18
	8	92	5325-01-161-2654	9	10
	8	99	5305-01-165-1254	15	55
	8	107	5999-01-170-0558	18	31
	8	114		18	67
	8	122		18	76
	8	140		18	86
	8	148		38	1
	8	158			
	8	167	5306-01-174-8738	21	76
	8	177		23	22
	8	199		28	16
	8	210	5935-01-175-8419	7	54
	18	8		19	63
5940-01-112-9746	18	11	5306-01-179-1438	11	4
	21	17		14	11
5935-01-114-5354	7	39		21	70
4730-01-123-8618	15	29		23	12
4730-01-126-2173	15	87	5310-01-183-5529	28	10
5940-01-126-3973	21	18		20	8
6145-01-128-2979	BULK	5	5305-01-187-5878	7	14
6145-01-129-9955	BULK	4		7	74
				19	43

STOCK NUMBER	FIG.	ITEM	STOCK NUMBER	FIG.	ITEM
5310-01-190-4614	12	16	2920-01-298-6321	26	28
5310-01-195-6611	21	38	5325-01-301-7903	2	39
	21	67		9	16
5980-01-198-6311	6	6	5340-01-302-2960	25	27
5305-01-204-4683	7	77		26	39
6145-01-213-5495	BULK	2	3110-01-304-8142	25	21
4720-01-215-0816	15	89	5310-01-307-7914	6	38
5310-01-215-7311	24	5	4730-01-309-6370	15	95
	25	3	5935-01-312-7038	8	22
5310-01-220-6513	21	41	5999-01-320-7853	8	34
5340-01-222-4225	19	49	5305-01-324-4896	25	23
5310-01-231-7459	27	13	2930-01-329-4857	25	40
5310-01-234-9415	3	31		26	52
	23	27	5305-01-334-8683	2	48
5310-01-234-9416	2	7		19	59
	3	3	5905-01-336-7533	7	6
	4	15	4730-01-343-3192	15	28
	5	5	5910-01-343-8827	19	67
	7	29	2815-01-350-2207	27	12
	15	57	6110-01-363-0493	7	55
	19	32	2910-01-364-9843	15	84
5315-01-236-0612	25	36		16	8
4730-01-236-1186	21	14	5310-01-365-3190	27	15
5905-01-236-4041	6	27		28	21
5310-01-242-2679	24	6	5310-01-365-4381	9	9
5961-01-248-1712	25	25	5310-01-365-4386	24	9
5310-01-257-7590	1	19	4010-01-365-6107	BULK	6
	10	11	5305-01-365-6313	2	5
	13	45		3	1
	21	59		4	13
	27	2		5	3
	29	3	5305-01-365-6314	20	44
5940-01-259-2190	7	25	5905-01-365-6585	7	65
	8	11	5310-01-365-8139	24	7
	8	216	5305-01-365-9390	7	70
5310-01-266-4641	27	14	5930-01-365-9613	7	7
	28	22	5930-01-365-9614	21	29
5310-01-267-1685	15	4		21	61
5970-01-280-0362	7	41	5925-01-365-9757	7	22
5305-01-283-8664	26	18	5945-01-365-9953	19	37
5310-01-289-7716	19	55			
4720-01-293-4415	33	8			

STOCK NUMBER	FIG.	ITEM	STOCK NUMBER	FIG.	ITEM
5945-01-365-9954	7	42	4730-01-366-9017	21	9
5930-01-366-0048	6	26	5935-01-366-9934	8	35
	32	7	5970-01-367-0730	BULK	24
6625-01-366-0192	6	35	5340-01-367-1503	10	1
6625-01-366-0193	6	30	4820-01-367-1836	21	11
5999-01-366-2621	7	59		23	21
	8	16	5340-01-367-2287	21	39
	18	38	5305-01-367-2314	8	21
5945-01-366-2725	7	35		18	29
5945-01-366-2726	7	36	5340-01-367-2328	21	54
5945-01-366-2727	7	48	5935-01-367-4422	8	28
5945-01-366-2728	7	49	5330-01-367-6329	BULK	29
5330-01-366-2836	15	65	5340-01-367-6703	BULK	11
5340-01-366-3360	24	12	5340-01-367-6704	BULK	12
5305-01-366-3501	24	11	5935-01-367-7814	7	20
5310-01-366-3539	10	9	6625-01-367-8436	7	60
5310-01-366-3540	21	51	6110-01-367-8921	19	36
5320-01-366-4394	3	23	5340-01-367-8956	3	4
	4	3	5940-01-367-9569	8	7
5310-01-366-4412	19	54		8	71
	20	29		8	86
5306-01-366-4527	1	21		8	132
5999-01-366-5119	8	23		18	7
	8	169	6695-01-367-9722	7	47
	8	180	6695-01-367-9723	21	19
	8	201	2930-01-368-1071	13	46
	39	4	6620-01-368-1531	6	32
4720-01-366-6257	12	5	5905-01-368-2538	7	64
5330-01-366-6589	21	47	5905-01-368-2539	7	66
5315-01-366-6685	21	57	5905-01-368-2540	7	68
5905-01-366-7074	7	67	5930-01-368-2891	6	22
5306-01-366-7075	3	33	5930-01-368-2892	7	2
	4	7	5930-01-368-2893	6	24
	21	26	5950-01-368-2915	19	33
4720-01-366-7172	15	40	5950-01-368-3006	19	35
5999-01-366-7952	18	32			
	18	46			
	18	56			
	18	66			
	18	75			
	18	85			
5310-01-366-8134	7	16			

STOCK NUMBER	FIG.	ITEM	STOCK NUMBER	FIG.	ITEM	
5310-01-368-3048	10	10	5940-01-369-2872	1	4	
	21	6		1	8	
	21	22		1	13	
	21	34		1	27	
	23	23		1	32	
		24	18	5940-01-369-2877	19	53
		28	11	2910-01-369-5012	15	63
		28	17	6685-01-369-6549	6	31
	5310-01-368-3049	21	52	5940-01-369-6948	18	19
5360-01-368-4663	21	58		18	47	
5930-01-368-5160	6	15		20	12	
4720-01-368-5430	13	15		20	16	
5330-01-368-5932	10	13		20	20	
5340-01-368-6048	2	35		20	24	
5340-01-368-6063	13	12	5330-01-369-7318	26	23	
5940-01-368-6774	8	10	5330-01-369-8947	BULK	28	
6695-01-368-7114	7	31	6695-01-369-9312	7	31	
6110-01-368-7123	7	55	2930-01-370-2868	13	63	
2910-01-368-7644	7	50	5950-01-370-3328	19	35	
6625-01-368-7973	6	35	4730-01-370-5426	13	16	
5306-01-368-8041	2	55	2910-01-371-2689	21	46	
5945-01-369-0791	7	42	2910-01-371-4356	7	50	
2990-01-369-2079	10	3	6110-01-372-2597	19	62	
5305-01-369-2166	11	13	9905-01-372-7986	9	31	
	14	17	5120-01-373-8976	20	4	
	14	26	4720-01-374-0783	13	2	
	16	3	5307-01-374-4451	2	38	
	28	28	5330-01-374-4468	25	19	
			2990-01-374-9149	10	12	
5940-01-369-2268	1	33	4720-01-375-1391	15	30	
5940-01-369-2270	8	5	4720-01-375-1929	12	3	
	8	72	2910-01-376-2268	15	62	
	8	134	4730-01-376-4256	15	74	
	8	170	9905-01-377-5094	4	28	
	8	188	5930-01-377-9113	21	32	
	18	4	4730-01-378-5224	13	22	
5940-01-369-2271	19	3	5930-01-378-6921	21	10	
	19	7		23	18	
	19	11	5340-01-379-0688	BULK	10	
	19	19	5340-01-379-0893	2	15	
	19	23				
	19	27				

STOCK NUMBER	FIG.	ITEM	STOCK NUMBER	FIG.	ITEM
5305-01-379-5734	16	7	5340-01-392-8822	2	36
	28	14	5905-01-392-8825	21	15
6110-01-379-7187	7	55	5330-01-392-8826	21	50
5305-01-380-3395	13	60	4710-01-392-8846	12	4
	21	5	5305-01-392-8847	21	68
	21	21	4720-01-393-5581	BULK	13
5365-01-381-3773	13	47	5915-01-394-0942	20	48
4820-01-381-5079	13	24	4720-01-394-1931	15	39
	14	20	9320-01-394-8045	BULK	27
5925-01-381-5199	7	22	5340-01-396-0454	2	59
6625-01-381-7445	7	30	5920-01-396-1989	7	94
6625-01-381-8195	7	34	5310-01-396-5836	3	26
5340-01-382-2589	25	13	5915-01-396-9253	20	47
5950-01-382-3371	19	34	6110-01-397-2108	5	6
5999-01-382-8223	1	17	5305-01-406-1192	2	49
5935-01-383-2612	8	29	5310-01-406-1672	2	45
6115-01-383-3124	25	1	6150-01-406-9533	7	81
6110-01-383-4531	5	6	4730-01-407-0649	15	93
6150-01-383-6511	7	96	6150-01-407-8102	18	1
	8	1		19	70
6150-01-384-0013	7	96	9390-01-408-1672	BULK	25
	8	1	5920-01-414-6436	38	2
5940-01-384-0384	19	51	4730-01-417-5855	23	2
5910-01-384-1745	19	65	6140-01-418-6342	1	7
5330-01-384-1755	BULK	33	6145-01-422-4370	BULK	36
5330-01-384-3057	BULK	32	6145-01-422-8602	BULK	35
5365-01-384-9169	24	3	5305-01-423-8236	21	33
	25	47			
	26	59			
4720-01-385-1102	13	14			
5930-01-385-1894	6	25			
6115-01-385-3104	26	22			
5640-01-386-9618	BULK	34			
2920-01-388-2776	4	20			
2910-01-388-6383	15	76			
2990-01-389-3003	3	5			
2990-01-390-4457	10	8			
4720-01-392-0319	15	15			
6680-01-392-8821	15	66			

STOCK NUMBER	FIG.	ITEM	STOCK NUMBER	FIG.	ITEM
5940-01-425-2020	8	2	5310-01-466-6312	2	18
	8	2		3	28
	8	40		4	16
	8	47		10	4
	8	54		12	7
	8	64		13	25
	8	79		15	18
	8	94		27	5
	8	101		28	1
	8	116	5310-01-466-6687	13	44
	8	124		14	15
	8	142		29	1
	8	150	5310-01-466-7247	19	52
	8	159		20	26
	8	178	5310-01-466-7321	20	27
	8	186		21	69
	8	200	5915-01-466-8148	20	48
	8	212	5925-01-466-8153	7	22
	18	2	2930-01-466-8474	13	39
5365-01-431-4540	2	46	4140-01-466-8879	13	43
5365-01-431-4603	2	47	5305-01-466-9756	2	23
6115-01-434-1432	26	1	5305-01-467-1561	9	23
6140-01-446-9498	1	22	5342-01-467-4366	27	22
6140-01-457-4339	1	22		28	20
5305-01-458-1624	13	29	9390-01-470-1205	13	58
5905-01-463-0058	20	22	5310-01-470-1286	15	50
5999-01-463-4017	8	24		23	29
	8	61	4730-01-470-1423	12	2
	8	131	4730-01-470-1567	11	9
	8	168		13	13
	8	179		14	24
	8	196		23	17
3030-01-463-9774	13	53	4730-01-470-1578	10	2
5305-01-464-6667	2	13		15	13
5340-01-465-7761	15	9	4730-01-470-1595	11	7
5340-01-465-7765	15	10		12	1
6240-01-466-3528	6	3		13	1
5305-01-466-4406	13	34	4730-01-470-1626	16	5
				23	3
			4730-01-470-1701	15	14
			4730-01-470-1982	22	6
			4730-01-470-2409	23	1
			5940-01-470-2470	18	36

STOCK NUMBER	FIG.	ITEM	STOCK NUMBER	FIG.	ITEM
5940-01-470-2768	19	41	5340-01-528-8654	4	25
5310-01-470-2776	28	23	5340-01-528-9207	2	17
5340-01-470-2973	7	45	5305-01-531-4346	2	21
5940-01-470-3031	19	40		3	30
4720-01-470-3929	BULK	16		10	6
5961-01-470-4673	6	11	4730-01-531-4884	13	21
5340-01-470-5184	37	1	2940-01-531-4912	12	6
4730-01-470-6199	33	10	5310-01-531-4937	11	6
4720-01-470-6230	BULK	42		14	9
5310-01-470-6529	28	24		21	72
4020-01-470-6597	20	1		23	14
4730-01-474-2274	15	35	5310-01-531-4939	28	7
4930-01-475-0388	15	44		14	19
5340-01-476-5376	21	40		14	27
6115-01-477-0566	30	6		16	2
5310-01-477-9621	23	28		21	66
5940-01-478-1154	18	39	5940-01-531-5519	8	63
4820-01-480-0846	15	43		8	70
6160-01-480-5918	1	20		8	78
2915-01-482-8924	30	1		8	85
	31	5		8	93
2990-01-483-4051	30	3		8	100
	34	5		8	108
2910-01-483-4069	30	4		8	115
	33	4		8	123
5915-01-488-5004	20	47		8	130
5925-01-493-9106	7	22		8	141
5310-01-494-2731	26	33		8	149
6150-01-494-3982	1	26		8	156
6150-01-494-3983	1	12		8	166
6150-01-494-3984	1	3	5940-01-531-5660	8	176
6150-01-494-3985	1	31	5940-01-531-6040	8	198
6150-01-496-7717	30	2	5310-01-531-6085	31	211
	38	3		18	45
5930-01-499-3684	6	21		18	55
5310-01-500-7620	21	20		18	65
4140-01-507-4174	13	59		18	74
4140-01-507-4176	13	54		18	84
			5940-01-531-6448	7	57
				8	19
			5310-01-531-6085	31	2
				33	12
				35	3
				37	7
			5940-01-531-6448	8	4
				18	3
			5310-01-531-6724	14	2

STOCK NUMBER	FIG.	ITEM
5330-01-531-6822	BULK	30
5340-01-531-7746	2	56
5310-01-532-0291	31	3
	33	12
	35	4
	37	6
5310-01-532-0321	14	14
	23	24
	28	12
	28	18
5340-01-532-0643	2	3
4730-01-532-0694	15	3
5340-01-533-0084	2	26
6130-01-533-2167	26	45
6115-01-533-2172	26	46
5340-01-535-0248	2	62
4820-01-540-3024	15	47
5340-01-550-0921	14	7
6160-01-553-5219	1	23
2910-01-553-6571	15	16
	16	12
1440-01-560-1702	21	42
4730-12-167-2104	34	4
2920-12-187-7756	34	1
4320-12-326-9400	34	3
5904-14-485-6282	34	2

END OF WORK PACKAGE

FIELD AND SUSTAINMENT MAINTENANCE
15 kW 50/60 AND 400 Hz SKID MOUNTED TACTICAL QUIET GENERATOR SETS
PART NUMBER INDEX

PART NUMBER	FIG.	ITEM	PART NUMBER	FIG.	ITEM
0102124405	34	1	2-2 140239C	16	13
01-21501-1	7	55	251667010001	34	2
01-21501-2	7	55	251671250100	34	3
01-21504-1	19	35	29100	7	22
01-21504-2	19	35	312KDD	26	25
01-21506-1	7	3	4-130109E-C	11	1
01-21506-2	7	3	4-2 070102C	15	17
01-21507-1	7	55	4-2 140137C	15	5
100R1A-16	BULK	14	4-4 070202C	16	6
100R1AT-16	BULK	15	4-4-130238	15	48
102064032050	34	4	4-4-4-140424B	33	10
11682345	1	39	4-4-4 140424C	15	36
12-12 140339C	22	8	6130TZS-S1SXPSA1S.75X1. 00	BULK	33
12 130109G	22	1	62-B7-1/16	BULK	25
12258941	8	31	6308-2RSJEM	25	21
13214E3291-3	4	31	69-539-2	15	22
13214E3789-2	21	30	69-561-1	7	62
	32	2		7	75
13218E0320-293	1	18		8	20
13218E0320-49	31	4		18	28
	33	14		19	60
	35	5	69-561-2	2	1
	37	5		6	8
13226E0107-11	39	10		7	17
13226E0107-3	39	7		9	22
				23	26
1-4INDIA	BULK	26	69-561-3	7	27
150145	7	94		9	1
1901-0759	6	14		19	38
	7	69	69-561-5	14	4
	8	36			
19450-2	7	22			
1N3663	25	31			
1N3663R	25	32			
2-130109E	21	36			

PART NUMBER	FIG.	ITEM	PART NUMBER	FIG.	ITEM
69-561-6	1	37	6TMF/TYPEI	1	22
	2	8	70-1580	7	19
	3	10	702806-01	25	48
	4	1		26	60
	5	1			
	7	92	703320-02	25	16
	9	11	703513-01	26	20
	13	7	70-4012	6	37
	15	7	706336-03	25	55
	17	1	707329-01	25	38
	19	30		26	50
	20	5			
	21	1			
	69-570-3	4	19	707806-0A	25
69-574	6	34	707807-02	26	45
69-583	4	18	716327-0A	25	40
69-593	6	2		26	52
69-594	6	1	718337-01	26	17
69-597	6	36	718514-01	26	7
69-598	6	36	718515-01	26	9
69-599	6	29	718516-01	26	8
69-662-11	8	21	718517-01	26	10
	18	29	718810	25	26
69-662-17	2	58	720344-03	25	6
69-662-20	2	2	720345-03	25	5
	7	18	720346-0C	25	4
	23	16	720982-0A	26	5
69-662-22	7	56	72-2062-1	19	55
	7	88	72-2098-2	19	49
69-662-35	4	30	72-2173-1	15	49
	7	44	72-2213	19	57
69-662-36	19	39	72-2236	19	56
69-662-37	7	33	72-5304	22	6
	7	63	73-0507	6	33
	7	76	75-0809	15	87
69-662-5	19	61	752818-0A	25	11
	19	31		26	15
69-662-64	19	31	777056-0A	26	28
69-662-65	7	74	777068-0A	26	24
	19	43	777070-0A	25	20
69-662-7	7	77			
69-668	15	85			
69-668-2	15	88			
69-692-1	20	40			

PART NUMBER	FIG.	ITEM	PART NUMBER	FIG.	ITEM
777079-0A	25	25	88-20033-34A	28	25
778715-0A	25	33	88-20033-40B	20	9
783621-0A	25	49	88-20033-41A	28	22
783622-0A	26	62	88-20037WDG21	33	9
789293-0A	26	22	88-20043	15	43
789295-0A	25	18	88-20049	15	44
791149-0A	25	35	88-20050	2	39
791150-0A	26	46		9	16
801016-06	25	23	88-20051	9	10
834822-01	25	12	88-20052	2	37
	26	16		9	8
8407	BULK	1	88-20063-05	3	46
8-4 430160C	23	2	88-20063-06	3	46
846833-01	25	13	88-20064-5	25	54
865873-01	26	23	88-20064-6	26	67
865876-01	25	19	88-20073	9	32
88-20013	2	57	88-20074	9	30
88-20014	2	56	88-20075	3	47
88-20018-1	16	9	88-20102	4	28
88-20024-5	15	86	88-20110	2	67
88-20029-4	15	31	88-20123	2	24
88-20033-10A	31	2	88-20126	2	68
	33	12	88-20147-1	7	9
	35	3	88-20176	6	24
	37	7	88-20187	13	58
88-20033-21A	11	15	88-20188	1	17
	28	3	88-20197	9	31
88-20033-22A	14	19	88-20210	3	23
	14	27		4	3
	16	2	88-20218	4	20
	21	66	88-20242	9	9
88-20033-24A	11	6	88-20247-2	27	15
	14	9		28	21
	21	72	88-20247-3	24	7
	23	14	88-20251	7	20
	28	7	88-20252	2	59
88-20033-26B	20	30	88-20258	7	45
88-20033-31A	14	14	88-20260-20	2	55
	23	24			
	28	12			
	28	18			

PART NUMBER	FIG.	ITEM	PART NUMBER	FIG.	ITEM
88-20260-21	1	38	88-20272	7	71
	2	9	88-20274-1	8	2
	3	6		8	2
	4	2		8	40
	5	2		8	47
	7	28		8	54
	7	89		8	64
	9	12		8	79
	13	8		8	101
	15	8		8	116
	17	2		8	124
	19	44		8	142
	20	6		8	150
	21	2		8	159
	31	1		8	186
	33	11		8	200
	35	1		8	212
88-20260-23	2	5		8	2
	3	1	18	2	
	4	13	88-20274-11	7	25
	5	3	8	11	
			8	216	
88-20260-25	20	44	88-20274-3	8	4
88-20260-30	11	13	18	3	
	14	17	88-20274-4	8	5
	14	26		8	72
	16	3		8	134
	28	28		8	188
		8		4	
88-20260-31	15	20	18	4	
	2	21	88-20274-5	7	26
	3	30	8	6	
	10	6	8	62	
88-20260-32	4	17	8	69	
	12	9	8	77	
	13	27	8	84	
	27	7	8	92	
			8	107	
88-20260-33	3	33	8	114	
	4	7	8	122	
	21	26	8	140	
			8	148	
88-20260-35	16	7	8	167	
	28	14	8	177	
			8	199	
88-20260-51	14	3	8	210	
88-20262	7	64	18	8	
88-20263	7	65	88-20274-6	8	7
88-20265	7	66		8	71
88-20266	7	67		8	86
88-20267	7	68		8	132
				18	7

PART NUMBER	FIG.	ITEM	PART NUMBER	FIG.	ITEM
88-20275-1	18	11	88-20476	8	206
	21	17		15	60
88-20275-2	21	18		15	72
88-20275-3	18	59		21	44
	18	77	88-20477	21	79
	20	11		15	73
	20	15		18	40
	20	19		18	87
	20	23	88-20492	15	66
88-20275-4	18	78	88-20493	15	71
88-20276	2	11	88-20540-2	39	2
88-20277	2	10		39	6
88-20278	2	3		39	9
88-20286	15	65	88-20543-2	BULK	9
88-20299	7	70	88-20551-1	15	89
88-20305-1	20	10	88-20554-1	21	75
88-20305-1-1	20	13	88-20556-38	11	14
88-20305-2	20	14		14	18
88-20305-2-1	20	17		14	28
88-20305-3	20	18		16	1
88-20305-3-1	20	21	88-20556-4	28	2
88-20305-5	20	22		31	3
88-20305-5-1	20	25		33	13
88-20444-2	BULK	35		35	4
88-20461	2	50		37	6
88-20468	13	63	88-20556-6	23	28
88-20468-1	13	64	88-20556-7	14	2
88-20468-2	13	65	88-20561-1	16	5
88-20468-3	13	66		23	3
88-20470	18	42	88-20561-2	23	1
	18	42A	88-20561-3	11	9
88-20471	21	45		13	13
	21	80		14	24
88-20472	18	92	88-20561-4	23	17
88-20473	8	207		11	7
88-20474	15	69		12	1
	18	41		13	1
88-20475	15	61	88-20561-5	12	2
	15	70	88-20561-6	10	2
				15	13
			88-20561-7	15	14
			88-20564-2	14	5
			88-20564-3	23	27

PART NUMBER	FIG.	ITEM	PART NUMBER	FIG.	ITEM
88-20568-4	28	24	88-21069-12	24	12
88-20568-5	28	23	88-21071-3	27	22
88-20574-2	8	209		28	20
88-20575	7	10	88-21072	6	35
88-20579-3	BULK	16	88-21073	6	35
88-20579-4	BULK	42	88-21078	6	22
88-20579-6	BULK	43	88-21080	7	7
88-20579-7	BULK	44	88-21081	21	29
88-20592-1	7	1		21	61
88-20596-1	8	63	88-21082	19	37
	8	70	88-21084	8	28
	8	78	88-21085	7	37
	8	85	88-21098	2	35
	8	93	88-21099	2	15
	8	100	88-21101	15	84
	8	108		16	8
	8	115	88-21103	6	30
	8	123	88-21104	6	32
	8	130	88-21105	6	31
	8	141	88-21114-2	15	37
	8	149	88-21121-1	15	62
	8	156	88-21124	6	4
	8	166	88-21126	21	10
	8	176		23	18
	8	198	88-21127	12	6
	8	211	88-21129	12	12
	18	45	88-21131	19	33
	18	55	88-21133	7	47
	18	65	88-21134	7	31
	18	74	88-21135	7	31
	18	84	88-21138	7	35
88-20596-2	8	41	88-21140	7	49
	8	48	88-21141	7	36
	8	55	88-21142	7	30
	8	197	88-21144	7	60
88-20596-3	8	187	88-21145	7	48
88-20879-7	23	7	88-21146	20	4
88-21005	25	1	88-21155	7	8
88-21006	26	1			
88-21015	19	34			
88-21043	15	76			
88-21061	21	19			
88-21065	12	13			
88-21066	19	36			

PART NUMBER	FIG.	ITEM	PART NUMBER	FIG.	ITEM
88-21162-3	15	63	88-21604-356	2	16
88-21165	7	34	88-21604-364	13	37
88-21173	15	42	88-21604-396	15	94
88-21177-1	12	3	88-21605-104	15	33
88-21179	20	45	88-21605-110	22	3
88-21181-10	18	39	88-21605-146	15	32
88-21181-12	8	17	88-21605-151	15	34
88-21181-2	18	36	88-21605-228	13	3
88-21181-22	8	19	88-21605-272	13	11
88-21182-10	19	40	88-21605-295	2	4
88-21182-12	7	58	88-21605-317	3	22
88-21182-2	19	41		13	50
88-21182-22	7	57	88-21605-339	15	77
88-21183-2	7	59	88-21605-343	15	38
	8	16	88-21605-356	2	16
	18	38	88-21605-364	13	37
88-21580	19	1	88-21605-396	15	94
88-21582	19	1	88-21633	21	11
88-21585	2	31		23	21
88-21590	3	43	88-21635	2	65
88-21593	7	15	88-21649-17	26	41
88-21596	3	19	88-21649-19	26	40
88-21598	3	8	88-21666	20	38
88-21600	3	13	88-21669	19	58
88-21601	3	20	88-21674-1	7	16
88-21603	2	71	88-21674-2	3	7
88-21604-104	15	33		4	12
88-21604-110	22	3		9	13
88-21604-146	15	32	88-21674-3	3	34
88-21604-151	15	34		4	11
88-21604-228	13	3		20	36
88-21604-272	13	11	88-21676-1	7	6
88-21604-295	2	4	88-21683	1	23
88-21604-317	3	22	88-21684	1	20
	13	50	88-21685	1	21
88-21604-339	15	77	88-21694	3	36
88-21604-343	15	38	88-21695	13	43
			88-21700	13	31

PART NUMBER	FIG.	ITEM	PART NUMBER	FIG.	ITEM
88-21712	10	8	88-21875	2	17
88-21723	4	29	88-21876	9	21
88-21729	8	35	88-21877	2	14
88-21730	8	34	88-21883	15	35
88-21731	29	5	88-21884	15	6
88-21732	2	40	88-21887	21	14
88-21733	2	41	88-21889	3	42
88-21743	12	11	88-21890	2	36
88-21755-3	22	4	88-21891	22	5
88-21755-4	16	11	88-21892	15	9
88-21767	20	35	88-21893	15	10
88-21770	4	25	88-21896	7	42
88-21771	2	33	88-21897-1	8	29
88-21775	20	46	88-21897-2	7	43
88-21776	21	31	88-21898	6	6
88-21783	25	43	88-21899	6	5
	26	55	88-21913	3	35
88-21795-8	25	30	88-21925	4	10
88-21798	26	68	88-21928	3	18
88-21804	26	11	88-21930-1	19	54
88-21813	2	63		20	29
88-21814	2	61	88-21930-2	20	8
88-21815	2	62	88-21930-3	3	26
88-21820	2	32	88-21930-4	2	45
88-21821-01	3	48	88-21932	19	45
88-21821-02	3	48	88-21933	20	37
88-21849	13	9	88-21939	8	25
88-21850	15	64	88-21940	18	34
88-21854	15	54	88-21941	8	23
88-21860	7	50		8	169
88-21861	7	50		8	201
88-21868	9	14		39	4
88-21869	9	15	88-21942	18	31
88-21870	2	12		18	67
88-21871	9	26		18	76
88-21873	9	25		18	86
88-21874	9	24		38	1

PART NUMBER	FIG.	ITEM	PART NUMBER	FIG.	ITEM
88-21943	8	24	88-22077	2	22
	8	61	88-22078	2	65
	8	131	88-22088	2	28
	8	179	88-22089	2	29
	8	196			
88-21944	18	32	88-22096-2	15	47
	18	46	88-22098-1	8	38
	18	56	88-22098-1-1	8	39
	18	75	88-22098-2	8	45
	18	85	88-22098-2-1	8	46
88-21947	18	30	88-22098-3	8	52
88-21952	3	39	88-22098-3-1	8	53
88-21959	10	3	88-22099-1	8	59
88-21962	3	12	88-22099-1-1	8	60
88-21964	4	21	88-22099-2	8	67
88-21971	7	73	88-22099-2-1	8	68
88-21975	10	1	88-22099-3	8	75
88-21976	7	15	88-22099-3-1	8	76
88-21977	4	22	88-22099-5	8	90
88-21980	9	19	88-22099-5-1	8	91
88-21981	8	27	88-22099-6	8	97
88-21982	18	33	88-22099-6-1	8	98
88-21988	3	9	88-22099-7	8	82
88-21995	7	87	88-22099-7-1	8	83
88-21998	2	60	88-22100	8	105
88-22007	29	6	88-22100-1	8	106
88-22032	3	44	88-22101-1	8	112
88-22037	4	26	88-22101-10	18	43
88-22039	19	64	88-22101-10-1	18	44
88-22040	4	24	88-22101-11	18	53
88-22042	9	20	88-22101-1-1	8	113
88-22051	3	37	88-22101-11-1	18	54
88-22060	19	46	88-22101-2	8	120
88-22063	2	43	88-22101-2-1	8	121
88-22068	15	15	88-22101-3	8	128
88-22070	2	30	88-22101-3-1	8	129
88-22071	8	10	88-221014	8	138
88-22072	4	4	88-22101-4-1	8	139
88-22074	4	23			

PART NUMBER	FIG.	ITEM	PART NUMBER	FIG.	ITEM
88-22101-5	8	146	88-22120-4	9	4
88-22101-5-1	8	147	88-22122	19	47
88-22102-1	8	154	88-22123	1	3
88-22102-1-1	8	155	88-22123-1	1	6
88-22102-1-12	8	160	88-22123-3	1	5
88-22102-2	8	164	88-22126-1	19	2
88-22102-2-1	8	165	88-22126-1-1	19	5
88-22102-3	8	174	88-22126-2	19	6
88-22102-3-1	8	175	88-22126-2-1	19	9
88-22103-7	18	63	88-22126-3	19	10
88-22103-7-1	18	64	88-22126-3-1	19	13
88-22103-8	18	72	88-22126-4	19	14
88-22103-8-1	18	73	88-22126-4-1	19	17
88-22103-9	18	82	88-22126-5	19	18
88-22103-9-1	18	83	88-22126-5-1	19	21
88-22104	8	184	88-22126-6	19	22
88-22104-1	8	185	88-22126-6-1	19	25
88-22106	7	61	88-22126-7	19	26
88-22106-11	7	72	88-22126-7-1	19	29
88-22111	15	12	88-22135	27	19
88-22116	3	11	88-22136	20	7
88-22119-11	1	33	88-22137	5	6
88-22119-12	18	19	88-22137-105	6	16
	18	47		7	11
	20	12		5	6
	20	16	88-22138	5	6
	20	20	88-22141	6	26
	20	24		32	7
88-22119-14	1	4	88-22146	20	43
	1	8	88-22163-1	20	42
	1	13	88-22164	18	1
	1	27		19	70
	1	32		13	46
88-22119-22	1	28	88-22167	13	46
88-22119-3	19	3	88-22170	13	2
	19	7	88-22171	13	14
	19	19	88-22172	13	15
	19	23	88-22174	27	20
	19	27	88-22179	1	7
88-22120	9	3			
88-22120-2	9	7			

PART NUMBER	FIG.	ITEM	PART NUMBER	FIG.	ITEM
88-22179-1	1	11	88-22322	21	15
88-22179-3	1	9		21	64
88-22179-4	1	10	88-22323	13	21
88-22182	10	13	88-22324	15	74
88-22183	10	12	88-22325	15	40
88-22201	21	20	88-22326-1	15	39
88-22202	21	3	88-22331-1	11	5
88-22209	7	81		13	61
88-22209-7	7	84		14	10
88-22210	2	69		21	71
88-22211	2	66		23	13
88-22300	12	5		27	10
88-22301	12	4	88-22331-2	28	8
88-22302-12	13	5		10	10
88-22302-4	13	18		21	6
88-22302-6	13	19		21	22
88-22303	7	96		21	34
	8	1		23	23
88-22307	21	9	88-22331-3	24	18
88-22309	1	26		28	11
88-22309-1	1	30		28	17
88-22309-3	1	29		21	38
88-22310	1	12	88-22331-4	21	67
88-22310-1	1	16		21	52
88-22310-3	1	14	88-22336-1	20	39
88-22310-4	1	15	88-22338-1	15	30
88-22311	1	31	88-22339	24	3
88-22311-1	1	36		25	47
88-22311-4	1	34		26	59
88-22311-5	1	35	88-22416	21	50
88-22312	8	22	88-22418-2	6	11
88-22313	8	26	88-22418-2-2	6	13
88-22315	27	12	88-22424	13	32
88-22317	21	32	88-22425	27	11
88-22319	21	7	88-22428	21	46
88-22320	21	28	88-22429	3	5
88-22321	27	4	88-22430	3	4
			88-22436	19	53
			88-22437	19	51
			88-22459	20	31
			88-22463	7	42

PART NUMBER	FIG.	ITEM	PART NUMBER	FIG.	ITEM
88-22469	20	1	88-22554-3	13	22
88-22469-2	20	3	88-22555	6	28
88-22472	2	26	88-22580	7	2
88-22474	2	52	88-22594	4	5
88-22475	2	54	88-22595	3	24
88-22476	2	53	88-22617	21	49
88-22478	2	44	88-22618	21	47
88-22479	2	51	88-22619	21	54
88-22480	2	70	88-22620	21	57
88-22481	21	13	88-22621	21	56
88-22482	2	47	88-22623	21	39
88-22483	2	46	88-22624	21	58
88-22485	15	80	88-22626	2	38
88-22486	15	78	88-22629-002	8	43
88-22489	13	59	88-22629-004	8	42
88-22490	13	54	88-22629-005	8	44
88-22491	13	57	88-22629-006	8	49
88-22492	13	56	88-22629-007	8	50
88-22493	13	62	88-22629-008	8	51
88-22500	2	27	88-22629-009	8	56
88-22501	2	25	88-22629-010	8	57
88-22508	24	9	88-22629-011	8	58
88-22509	19	62	88-22629-012	8	65
88-22510	3	17	88-22629-013	8	66
88-22512	3	21	88-22629-014	8	73
88-22513	3	14	88-22629-015	8	74
88-22514	3	38	88-22629-016	8	80
88-22524	24	13	88-22629-017	8	81
88-22525	24	14	88-22629-019	8	88
88-22528	3	15	88-22629-020	8	95
88-22530	24	11	88-22629-021	7	46
88-22533	13	12		8	96
88-22543	13	67	88-22629-022	8	103
88-22545	21	42	88-22629-023	8	104
88-22547	15	58	88-22629-024	8	89
88-22550	21	16	88-22629-025	8	110
88-22554-2	13	16	88-22629-026	8	111

PART NUMBER	FIG.	ITEM	PART NUMBER	FIG.	ITEM
88-22629-027	8	117	88-22629-067	18	80
88-22629-028	8	118	88-22629-069	18	88
88-22629-029	8	119	88-22629-070	18	89
88-22629-030	8	125	88-22629-074	18	71
88-22629-031	8	126	88-22629-075	18	81
88-22629-032	8	127	88-22629-076	18	90
88-22629-033	8	135	88-22629-077	8	189
88-22629-034	8	136	88-22629-078	6	17
88-22629-035	8	137		8	190
88-22629-036	8	143	88-22629-079	6	18
88-22629-037	8	144		8	191
88-22629-038	8	145	88-22629-080	6	19
88-22629-039	8	151		8	192
88-22629-040	7	13	88-22629-082	8	203
	8	152	88-22629-084	8	205
	8	214	88-22629-085	8	202
88-22629-041	7	12	88-22629-086	8	204
	8	153	88-22629-087	8	213
	8	215	88-22630	8	193
88-22629-043	18	50	88-22630-1	8	194
88-22629-044	18	51	88-22630-2	8	195
88-22629-046	18	60	88-22643	15	97
88-22629-050	18	52	88-22654	15	98
88-22629-051	18	61	88-22661	4	6
88-22629-052	18	62	88-22664	7	96
88-22629-053	8	161		8	1
88-22629-054	8	162	88-22666	2	42
88-22629-055	8	163	88-22667	3	27
88-22629-056	8	171	88-22668	13	39
88-22629-057	8	172	88-22672	7	39
88-22629-058	8	173	88-22701	17	3
88-22629-059	8	181	88-22702	3	16
88-22629-060	8	182	88-22703	13	47
88-22629-061	8	183	88-22704	17	4
88-22629-063	18	69	88-22705	BULK	29
88-22629-064	18	70	88-22706	21	8
88-22629-066	18	79		23	19

PART NUMBER	FIG.	ITEM	PART NUMBER	FIG.	ITEM
88-22708	BULK	30	88-22790-1	2	18
88-22712	BULK	32		3	28
88-22722	13	52		4	16
88-22723	13	49		10	4
88-22724	13	51		12	7
88-22725	13	40		13	25
88-22726	13	41		15	18
88-22727	13	36	88-22790-2	27	5
88-22728	13	42		28	1
88-22729	13	38	88-22790-3	15	50
88-22737	9	32		23	29
88-22738	2	34	88-22791-1	13	44
88-22740	13	53		14	15
88-22748	15	92	88-22791-2	29	1
88-22751	13	24	88-22792-2	2	23
	14	20		9	23
88-22752-2	13	23	88-22793-4	20	27
88-22752-3	13	20		21	69
88-22757-2	19	67	88-22795	2	13
88-22758	19	65	88-22800	15	3
88-22761	20	47	88-22805	1	22
88-22762	20	48	88-22807	20	47
88-22765	15	93	88-22825-2	20	48
88-22767	7	41	88-22826-2	7	22
88-22768	7	38	88-24002-1	7	22
	7	40	95-8105-2	16	10
88-22772	9	27	95-8125-4	39	3
88-22773-1	6	20	96-23615	21	55
88-22773-2	6	27	96-23737	37	1
88-22773-3	6	27	97-24002	6	21
88-22774	9	28	97-24010	23	8
88-22784	21	40	97-24011	28	5
88-22786	19	52	97-24012	22	7
	20	26	97-24013	28	27
			97-24014	28	15
			97-24015	28	19
			97-24016	23	25
			97-24017	23	20
			97-24018	21	73
				21	81

PART NUMBER	FIG.	ITEM	PART NUMBER	FIG.	ITEM
97-24019	14	8	97-24071	16	4
97-24020	11	16		16	16
97-24021	11	2	97-24080	5	6
97-24022	11	8	97-24081	5	6
97-24023	28	6	97-24082	19	1
97-24024	23	11	97-24110	7	9
97-24025	23	9	97-24111-9	11	3
97-24026	23	15	97-24113	23	6
97-24028	11	11	97-24114	21	77
97-24029	11	10	97-24116-4	24	20
97-24030	11	12	97-24116-5	24	17
97-24031	23	5		28	31
97-24032	14	23	97-24116-6	28	31
97-24033	14	29	97-24118	21	65
97-24034	14	1	97-24120	7	15
97-24035	14	25	97-24121	7	15
97-24036	14	12	97-24122	24	19
97-24037	28	30	97-24124	2	72
97-24038	28	13	97-24128	2	76
97-24039	28	29	97-24129	2	77
97-24040	14	16	97-24130	2	73
97-24041	14	22	97-24131	2	75
97-24042	12	11	97-24132	2	78
97-24044	16	15	97-24133	8	208
97-24045	21	62	97-24134	7	50
97-24048	18	1A	97-24137	2	74
	19	70	97-24138	2	31
97-24049	7	96	97-24146	14	21
	8	1	97-24604-104	15	33
97-24050-01	3	46	97-24604-110	22	3
97-24050-02	3	46	97-24604-112	23	7
97-24051	2	69	97-24604-146	15	32
97-24052	2	66	97-24604-151	15	34
97-24053	2	65	97-24604-228	13	3
97-24060	7	96	97-24604-272	13	11
	8	1	97-24604-282	23	4
97-24061	21	63	97-24604-295	2	4

PART NUMBER	FIG.	ITEM	PART NUMBER	FIG.	ITEM
97-24604-317	3	22	98-2041	32	1
97-24604-339	15	77	98-2043	32	8
97-24604-343	15	38	98-2049-3	32	5
97-24604-356	2	16		39	5
97-24604-396	15	94	98-2049-4	32	4
97-24605-104	15	33		39	1
97-24605-110	22	3	98-2050	32	6
97-24605-112	23	7		39	8
97-24605-146	15	32	98-2053-3	30	5
97-24605-151	15	34	A50452-1	6	3
97-24605-228	13	3	A52425-1	1	2
97-24605-272	13	11	A-9696	25	52
97-24605-282	23	4		26	65
97-24605-295	2	4	AA06060406	BULK	12
97-24605-317	3	22	AA07060408	BULK	11
97-24605-339	15	77	AA-52425-2	1	1
97-24605-343	15	38	AA55569/02-009	38	2
97-24605-356	2	16	AA55804-3B 9FT	3	40
97-24605-396	15	94	AN315-4	26	33
98-19744-03	16	14	AN565C416-12	25	17
98-2000	30	3	AN565C416H6	26	21
	34	5	AN565C816H16	26	61
98-2001	32	3	B1821BH025C075N	13	17
98-2002	35	2		15	96
98-2003	32	10	B1821BH025C100N	13	55
98-2008-4	37	3		15	81
98-2013	30	4	B1821BH025C125N	13	33
	33	4		20	32
98-2014	30	1	B1821BH031C100N	15	52
	31	5		23	10
98-2015	30	6	B1821BH038C062N	13	29
98-2017-3	37	8	B1821BH038C075N	20	28
98-2018-1	30	2	B1821BH038C100N	24	15
	38	3		27	21
98-2019-2	37	2		28	26
98-2021	32	9	B1821BH038C125N	29	4
98-2024-5	37	4	B1821BH038C150N	24	4
98-2025-3	33	6	B1821BH038F063N	27	3
				1	24

PART NUMBER	FIG.	ITEM	PART NUMBER	FIG.	ITEM
B1821BH038F138N	25	46	M23053/5-104-0	8	37
	26	58		BULK	21
B1821BH050C100N	27	17	M23053/5-105-0	BULK	20
B1821BH050C300N	27	16	M23053/5-105-9	BULK	23
	28	4	M23053/5-108-9	BULK	22
B1821BH063C475N	24	8	M23053/5-110-2	BULK	19
B18231A03014	28	9	M23053/5-110-9	BULK	18
B18231A10020N	21	76	M24243/1A402	2	64
	23	22	M27500-16TE1T14	BULK	3
	28	16	M27500-16TE2T14	BULK	2
B18231A10025N	11	4	M27500-20TE2T14	BULK	4
	14	11	M27500-20TE3T14	BULK	5
	21	70	M3190/03-17-0	BULK	24
	23	12	M5086/2-10-9	BULK	40
	28	10	M5086/2-12-9	8	33
B18231B10016N	21	33		18	23
B18231B10025N	13	60	M5086/2-16-9	8	18
	21	5		18	37
	21	21		BULK	38
B18231B5016N	21	53	M5086/2-20-9	8 18	15
B18231B6020N	21	48		BULK	35
B18231B8025N	27	9			37
B18241A060	21	41			38
B18241B050	21	51	M5086/2-2-9	BULK	41
B18241B100	10	9	M5086/2-8-9	18	22
B1831BH060014	21	37		BULK	39
B1831BH060016	21	68	MIL-R-6130TYII/GRA	BULK	27
B-718817-01	26	44	MS16624-1156	25	22
B-718930-01	26	43	MS16624-1300	26	47
DIN73378-4x1.25-PA12-HL-nf	33	7	MS16998-75	24	1
DIN73378-6x2-PA12-HL-sw	33	3	MS20066-352	25	36
F03A250V10AS	7	93	MS20066-354	25	39
FF40JM02	BULK	34		26	51
FFS92TYPE3STYLE2C	6	9	MS20066-356	26	48
J1508-10 TYPE D	33	1	MS20659-105	25	37
J1508-13 TYPE D	33	5	MS20659-125	19	66
J30R7-TYPE 1-3/16ID	33	8	MS20659-128	25	7
J30R7-TYPE 1-5/32ID	33	2		26	12
JANTX1N1190	26	35	MS20659-129	18	6A
JANTX1N1190R	26	34	MS20659-140	18	13

PART NUMBER	FIG.	ITEM	PART NUMBER	FIG.	ITEM
MS20659-144	9	6	MS25036-150	8	3
	20	2		18	9
MS20659-165	25	8	MS25036-151	18	49
	26	13	MS25036-152	8	157
MS21044N06	7	24	MS25036-153	18	17
MS21044N08	13	35	MS25036-154	8	87
MS21318-21	25	53		8	102
	26	66		8	133
MS21333-117	21	35		26	32
MS21333-126	21	23	MS25036-157	26	49
MS21333-75	9	18	MS25036-158	18	15
MS21333-76	9	17	MS25041-5	6	7
	19	42	MS25043-18DA	7	54
MS25036-101	18	16		19	63
MS25036-103	6	12	MS25224-1	6	23
	18	12	MS25251-12	7	86
	18	58	MS25251-16	8	30
MS25036-104	18	18	MS25281-4	25	27
MS25036-105	18	5		26	39
MS25036-106	18	68	MS27183-13	25	45
MS25036-108	18	21		26	57
	18	57	MS3102R18-11P	8	32
MS25036-109	8	4A		18	91
	18	48	MS3106F18-11S	7	83
	18	13A	MS3367-1-9	7	82
MS25036-110	18	6		8	13
MS25036-112	18	10		13	48
MS25036-113	18	20		15	24
MS25036-116	18	6B		15	59
				15	68
MS25036-117	18	14		18	26
MS25036-127	19	4		21	12
	19	8		21	43
	19	12	MS3367-4-9	21	78
	19	15		15	67
MS25036-128	19	16	MS3367-5-9	7	21
	19	20		8	12
	19	24		18	25
	19	28	MS3368-1-9A	8	14
				18	27
MS25036-148	8	9	MS3420-10	7	85
MS25036-149	8	8	MS35190-253	3	25
	8	109	MS35198-42	9	2

PART NUMBER	FIG.	ITEM	PART NUMBER	FIG.	ITEM
MS35198-46	9	33	MS51007-12	7	79
MS35206-241	25	28	MS51007-6	7	80
MS35206-248	26	36	MS51412-11	24	6
MS35206-283	26	42	MS51412-2	2	7
MS35206-287	26	4		3	3
MS35206-329	7	23		4	15
MS35207-259	25	29		5	5
MS35333-38	26	38		7	29
MS35333-39	25	24		15	57
MS35333-40	26	30	MS51412-20	19	32
MS35338-62	2	6	MS51412-25	6	38
	3	2	MS51412-4	15	53
	4	14		2	20
	5	4		3	32
	7	90		10	7
	15	56		12	10
MS35338-63	2	19		13	28
	3	29		15	21
	4	8		19	50
	10	5		19	69
	12	8		20	34
	13	26	MS51412-5	21	27
	15	19		27	8
	20	33	MS51412-7	3	31
	21	25		1	19
	26	3		10	11
	26	27		13	45
	27	6		21	59
MS35338-64	15	51		27	2
	25	15		29	3
MS35338-65	1	25	MS51412-8	15	4
	13	30	MS51412-9	27	14
	24	2	MS51481-06	13	34
	29	2	MS51492-14	15	55
MS35338-67	26	19	MS51493-2	2	48
	27	18		19	59
MS35489-20	13	6	MS51493-3	2	49
MS35489-27	19	48	MS51493-5	27	1
MS35643-1	15	2	MS51500A5-4	15	46
MS35645-1	15	1	MS51500A6	15	41
MS35649-282	26	37	MS51500B4-4Z	15	95
MS35650-103	21	60	MS51504A6	15	79
MS35842-11	22	2	MS51512-2	7	91

PART NUMBER	FIG.	ITEM	PART NUMBER	FIG.	ITEM
MS51520A5	15	29	RBB25	7	95
MS51860-54Z	15	28	RR-C-271 TY2CL6	BULK	6
MS51922-2	19	68	RR-C-271 TY2 CL7-16	BULK	8
MS51922-9	25	41	SAE-J1127	BULK	36
	26	53	SAE J1508	15	75
MS51937-5	25	50	SAE J1508-06	13	4
MS51937-7	26	63		15	11
MS51943-13	24	5	SMP18-1072	12	17
	25	3	Z60960	BULK	10
MS51943-9	27	13	ZX-4134	BULK	28
MS51967-14	25	51			
MS51967-2	21	24	END OF WORK PACKAGE		
	26	29			
	26	2			
MS51967-20	26	64			
MS51971-7	24	10			
MS521302A101360	BULK	13			
MS52412-5	4	9			
MS87006-11	13	10			
MS87006-13	9	5			
MS90725-110	26	18			
MS90725-15	3	41			
MS90725-3	25	2			
	26	6			
	26	31			
MS90725-34	25	14			
MS90725-43	25	42			
	26	54			
MS90725-5	26	26			
MS90725-6	25	9			
	26	14			
MS90726-58	25	44			
	26	56			
MS91528-2K2B	6	10			
P00-2904	12	14			
P10-1870	12	16			
P12-028	12	19			
P12-0307	12	18			
P12-0316	12	15			

RECOMMENDED CHANGES TO PUBLICATIONS AND BLANK FORMS For use of this form, see AR 25-30; the proponent agency is OAASA						Use Part II (<i>reverse</i>) for Repair Parts and Special Tool Lists (RPSTL) and Supply Catalogs/Supply Manuals (SC/SM).	DATE 30 August 2002
TO: (Forward to proponent of publication or form) (Include ZIP Code) Commander, US Army C-E LCMC ATTN: AMSEL-LC-LEO-E-ED Fort Monmouth, NJ 07703-5006						FROM: (Activity and location) (Include ZIP Code) Jane Q. Doe, SFC 1234 Any Street Anytown, AL 34565	
PART I - ALL PUBLICATIONS (EXCEPT RPSTL AND SC/SM) AND BLANK FORMS							
PUBLICATION/FORM NUMBER TM 11-1234-567-14						DATE 16 Sep 2001	TITLE Operator, Field and Sustainment Support Maintenance Manual for Radio, AN/ABC-123
ITEM	PAGE	PARA-GRAPH	LINE	FIGURE NO.	TABLE	RECOMMENDED CHANGES AND REASON	
1	WP0005 PG 3		2			Test or Corrective Action column should identify a different WP number.	
TYPED NAME, GRADE OR TITLE Jane Q. Doe, SFC				TELEPHONE EXCHANGE/AUTOVON, PLUS EXTENSION 123-4567		SIGNATURE	

EXAMPLE

TO: (Forward to proponent of publication or form) (Include ZIP Code)				FROM: (Activity and location) (Include ZIP Code)			DATE	
PART II- REPAIR PARTS AND SPECIAL TOOL LISTS AND SUPPLY CATALOGS/SUPPLY MANUALS								
PUBLICATION/FORM NUMBER				DATE		TITLE		
PAGE NO.	COLM NO.	LINE NO.	NATIONAL STOCK NUMBER	REFERENCE NO.	FIGURE NO.	ITEM NO.	TOTAL NO. OF MAJOR ITEMS SUPPORTED	RECOMMENDED ACTION
EXAMPLE								
PART III - REMARKS (Any general remarks, corrections, or suggestions for improvement of publications and blank forms. Additional space may be used if more space is needed.)								
TYPED NAME, GRADE OR TITLE				TELEPHONE EXCHANGE/AUTOVON, PLUS EXTENSION			SIGNATURE	

RECOMMENDED CHANGES TO PUBLICATIONS AND BLANK FORMS <small>For use of this form, see AR 25-30; the proponent agency is OAASA</small>						Use Part II (reverse) for Repair Parts and Special Tool Lists (RPSTL) and Supply Catalogs/Supply Manuals (SC/SM).	DATE
TO: (Forward to proponent of publication or form) (Include ZIP Code)						FROM: (Activity and location) (Include ZIP Code)	
PART I - ALL PUBLICATIONS (EXCEPT RPSTL AND SC/SM) AND BLANK FORMS							
PUBLICATION/FORM NUMBER						DATE	TITLE
ITEM	PAGE	PARA-GRAPH	LINE	FIGURE NO.	TABLE	RECOMMENDED CHANGES AND REASON	
TYPED NAME, GRADE OR TITLE				TELEPHONE EXCHANGE/AUTOVON, PLUS EXTENSION		SIGNATURE	

TO: <i>(Forward to proponent of publication or form) (Include ZIP Code)</i>				FROM: <i>(Activity and location) (Include ZIP Code)</i>			DATE	
PART II- REPAIR PARTS AND SPECIAL TOOL LISTS AND SUPPLY CATALOGS/SUPPLY MANUALS								
PUBLICATION/FORM NUMBER				DATE		TITLE		
PAGE NO.	COLM NO.	LINE NO.	NATIONAL STOCK NUMBER	REFERENCE NO.	FIGURE NO.	ITEM NO.	TOTAL NO. OF MAJOR ITEMS SUPPORTED	RECOMMENDED ACTION
PART III - REMARKS <i>(Any general remarks or recommendations, or suggestions for improvement of publications and blank forms. Additional blank sheets may be used if more space is needed.)</i>								
TYPED NAME, GRADE OR TITLE			TELEPHONE EXCHANGE/AUTOVON, PLUS EXTENSION			SIGNATURE		

RECOMMENDED CHANGES TO PUBLICATIONS AND BLANK FORMS <small>For use of this form, see AR 25-30; the proponent agency is OAASA</small>						Use Part II (reverse) for Repair Parts and Special Tool Lists (RPSTL) and Supply Catalogs/Supply Manuals (SC/SM).	DATE
TO: (Forward to proponent of publication or form) (Include ZIP Code)						FROM: (Activity and location) (Include ZIP Code)	
PART I - ALL PUBLICATIONS (EXCEPT RPSTL AND SC/SM) AND BLANK FORMS							
PUBLICATION/FORM NUMBER						DATE	TITLE
ITEM	PAGE	PARA-GRAPH	LINE	FIGURE NO.	TABLE	RECOMMENDED CHANGES AND REASON	
TYPED NAME, GRADE OR TITLE				TELEPHONE EXCHANGE/AUTOVON, PLUS EXTENSION		SIGNATURE	

TO: <i>(Forward to proponent of publication or form) (Include ZIP Code)</i>				FROM: <i>(Activity and location) (Include ZIP Code)</i>			DATE	
PART II- REPAIR PARTS AND SPECIAL TOOL LISTS AND SUPPLY CATALOGS/SUPPLY MANUALS								
PUBLICATION/FORM NUMBER				DATE		TITLE		
PAGE NO.	COLM NO.	LINE NO.	NATIONAL STOCK NUMBER	REFERENCE NO.	FIGURE NO.	ITEM NO.	TOTAL NO. OF MAJOR ITEMS SUPPORTED	RECOMMENDED ACTION
PART III - REMARKS <i>(Any general remarks or recommendations, or suggestions for improvement of publications and blank forms. Additional blank sheets may be used if more space is needed.)</i>								
TYPED NAME, GRADE OR TITLE			TELEPHONE EXCHANGE/AUTOVON, PLUS EXTENSION			SIGNATURE		

RECOMMENDED CHANGES TO PUBLICATIONS AND BLANK FORMS <small>For use of this form, see AR 25-30; the proponent agency is OAASA</small>						Use Part II (reverse) for Repair Parts and Special Tool Lists (RPSTL) and Supply Catalogs/Supply Manuals (SC/SM).	DATE
TO: (Forward to proponent of publication or form) (Include ZIP Code)						FROM: (Activity and location) (Include ZIP Code)	
PART I - ALL PUBLICATIONS (EXCEPT RPSTL AND SC/SM) AND BLANK FORMS							
PUBLICATION/FORM NUMBER						DATE	TITLE
ITEM	PAGE	PARA-GRAPH	LINE	FIGURE NO.	TABLE	RECOMMENDED CHANGES AND REASON	
TYPED NAME, GRADE OR TITLE				TELEPHONE EXCHANGE/AUTOVON, PLUS EXTENSION		SIGNATURE	

TO: <i>(Forward to proponent of publication or form) (Include ZIP Code)</i>				FROM: <i>(Activity and location) (Include ZIP Code)</i>			DATE	
PART II- REPAIR PARTS AND SPECIAL TOOL LISTS AND SUPPLY CATALOGS/SUPPLY MANUALS								
PUBLICATION/FORM NUMBER				DATE		TITLE		
PAGE NO.	COLM NO.	LINE NO.	NATIONAL STOCK NUMBER	REFERENCE NO.	FIGURE NO.	ITEM NO.	TOTAL NO. OF MAJOR ITEMS SUPPORTED	RECOMMENDED ACTION
PART III - REMARKS <i>(Any general remarks or recommendations, or suggestions for improvement of publications and blank forms. Additional blank sheets may be used if more space is needed.)</i>								
TYPED NAME, GRADE OR TITLE			TELEPHONE EXCHANGE/AUTOVON, PLUS EXTENSION			SIGNATURE		

By Order of the Secretary of the Army:

Official:



JOYCE E. MORROW
*Administrative Assistant to the
Secretary of the Army*

1019414

GEORGE W. CASEY, JR
*General, United States Army
Chief of Staff*

By Order of the Secretary of the Air Force:

Official:

DONALD J HOFFMAN
*General, United States Air Force
Commander, AFMC*

NORTON A SCHWARTZ
*General, United States Air Force
Chief of Staff*

DISTRIBUTION:

To be distributed in accordance with the initial distribution number (IDN) 255561 requirements for TM 9-6115-643-24P.

THE METRIC SYSTEM AND EQUIVALENTS

LINEAR MEASURE

1 Centimeter = 10 Millimeter = 0.01 Meters = 0.3937 inches
 1 Meter = 100 Centimeters = 1000 Millimeters = 39.37 inches
 1 kilometer = 1000 Meters = 0.621 Miles

SQUARE MEASURE

1 Sq. Centimeter = 100 Sq. Millimeter = 0.155 Sq. Inches
 1 Sq. Meter = 10,000 Sq. Centimeters = 10.76 Sq. Inches
 1 Sq. Kilometer = 1,000,000 Sq. Meters = 0.386 Sq. Miles

WEIGHTS

1 Gram = 0.001 Kilograms = 1000 Milligrams = 0.035 Ounces
 1 Kilogram = 100 Grams = 2.2 lb. 1 Cu. Meter = 1,000,000
 1 Metric Ton = 1000 Kilograms = 1 Megagram = 1.1 Short Tons

CUBIC MEASURE

1 Cu. Centimeter = 1000 Cu. Millimeters = 0.06 Cu. Inches
 1 Cu. Centimeters = 35.31 Cu. Feet

LIQUID MEASURE

1 Millimeter = 0.001 Liters = 0.0338 Fluid Ounces
 1 Liter = 1000 Millimeters = 32.82 Fluid Ounces

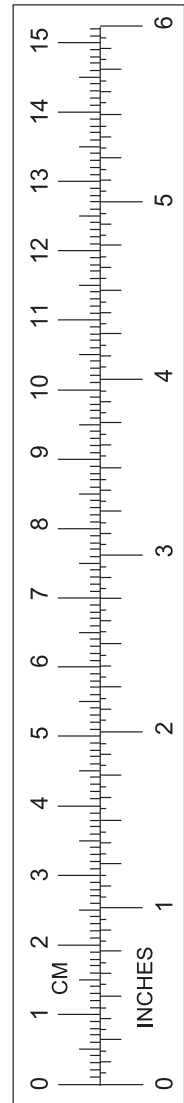
TEMPERATURE

$5/9 (^{\circ}\text{F} - 32) = ^{\circ}\text{C}$
 212° Fahrenheit is equivalent to 100° Celsius
 90° Fahrenheit is equivalent to 32.2° Celsius
 32° Fahrenheit is equivalent to 0° Celsius
 $9/5 ^{\circ}\text{C} + 32 = ^{\circ}\text{F}$

APPROXIMATE CONVERSION FACTORS

TO CHANGE	TO	MULTIPLY BY
Inches.....	Centimeters.....	2.540
Feet.....	Meters.....	0.305
Yards.....	Meters.....	0.914
Miles.....	Kilometers.....	1.609
Square Inches.....	Square Centimeters.....	6.451
Square Feet.....	Square Meters.....	0.093
Square Yards.....	Square Meters.....	0.836
Square Miles.....	Square Kilometers.....	2.590
Acres.....	Square Hectometers.....	0.405
Cubic Feet.....	Cubic Meters.....	0.028
Cubic Yards.....	Cubic Meters.....	0.765
Fluid Ounces.....	Milliliters.....	29.573
Pints.....	Liters.....	0.473
Quarts.....	Liters.....	0.946
Gallons.....	Liters.....	3.785
Ounces.....	Grams.....	28.349
Pounds.....	Kilograms.....	0.454
Short Tons.....	Metric Tons.....	0.907
Pound-Feet.....	Newton-Meters.....	1.356
Pounds per Square Inch.....	Kilo pascals.....	6.895
Miles per Gallon.....	Kilometers per Liter.....	0.425
Miles per Hour.....	Kilometers per Hour.....	1.609

TO CHANGE	TO	DIVIDE BY
Centimeters.....	Inches.....	2.540
Meters.....	Feet.....	0.305
Meters.....	Yards.....	0.914
Kilometers.....	Miles.....	1.609
Square Centimeters.....	Square Inches.....	6.451
Square Meters.....	Square Feet.....	0.093
Square Meters.....	Square Yards.....	0.836
Square Kilometers.....	Square Miles.....	2.590
Square Hectometers.....	Acres.....	0.405
Cubic Meters.....	Cubic Feet.....	0.028
Cubic Meters.....	Cubic Yards.....	0.765
Milliliters.....	Fluid Ounces.....	29.573
Liters.....	Pints.....	0.473
Liters.....	Quarts.....	0.946
Liters-Meters.....	Gallons.....	3.785
Grams.....	Ounces.....	28.349
Kilograms.....	Pounds.....	0.454
Metric Tons.....	Short Tons.....	0.907
Newton-Meters.....	Pound-Feet.....	1.356
Kilo pascals.....	Pounds per Square Inch.....	6.895
Kilometers per Liter.....	Miles per Gallon.....	0.425
Kilometers per Hour.....	Miles per Hour.....	1.609



PIN:071610-000

This fine document...

Was brought to you by me:



[Liberated Manuals -- free army and government manuals](#)

Why do I do it? I am tired of sleazy CD-ROM sellers, who take publicly available information, slap “watermarks” and other junk on it, and sell it. Those masters of search engine manipulation make sure that their sites that sell free information, come up first in search engines. They did not create it... They did not even scan it... Why should they get your money? Why are not letting you give those free manuals to your friends?

I am setting this document FREE. This document was made by the US Government and is NOT protected by Copyright. Feel free to share, republish, sell and so on.

I am not asking you for donations, fees or handouts. If you can, please provide a link to liberatedmanuals.com, so that free manuals come up first in search engines:

<A HREF=<http://www.liberatedmanuals.com/>>Free Military and Government Manuals

- Sincerely
Igor Chudov
<http://igor.chudov.com/>
- [Chicago Machinery Movers](#)